MT-VDRS

Violent Death Trends and Comparison

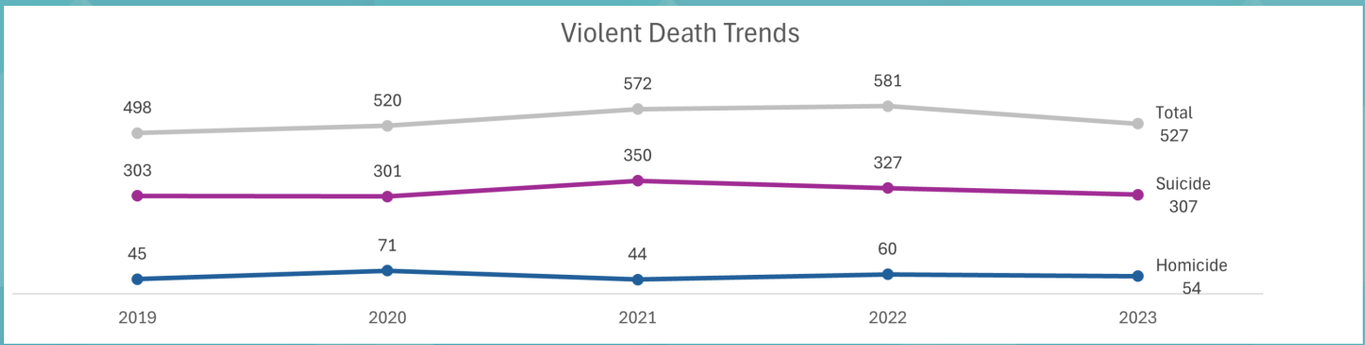

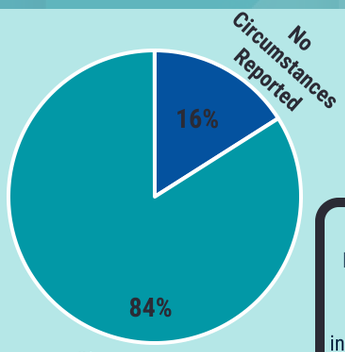

2019-2021

Percentage of LE/Coroner reports that had decedent circumstance information impacting death

Top 5 Counties for Overall VDRS Death Rate

1. Rosebud
2. Blaine
3. Powell
4. Roosevelt
5. Sanders

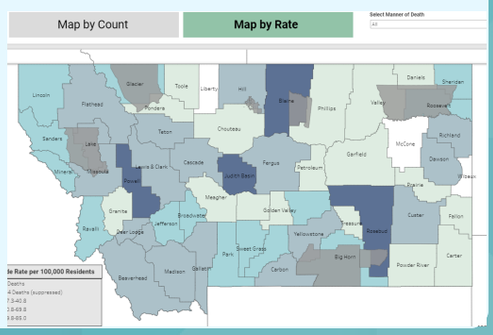

*Crude Rate per 100,000 residents.
*Judith Basin not included due to <5 deaths

Top Suicide Circumstances

2019-2021

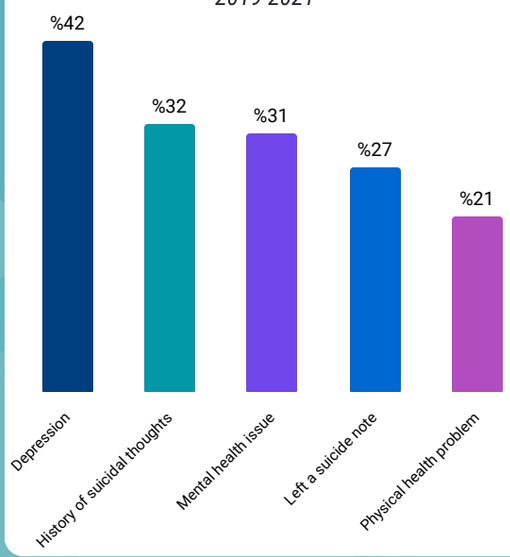

MT vs WY

Both rank in top 3 states for suicide rate, with firearms being used in over 60% of incidents

2020 Age Adjusted Rate

Residents/Sq Mile: 8

Residents/Sq Mile: 6

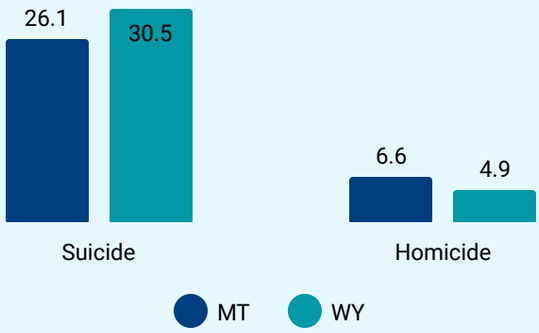

Top 5 Counties for Suicide by Rate

2009-2022 Age Adjusted Rate

1. Rosebud — 41.6 deaths/100,000 residents
2. Roosevelt — 40.8 deaths/100,000 residents
3. Musselshell — 39.5 deaths/100,000 residents
4. Blaine — 36.5 deaths/100,000 residents
5. Mineral — 36.4 deaths/100,000 residents



Interesting Facts

2019-2021

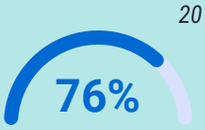

of Legal Intervention victims used a weapon

Alcohol was the top substance present at the time of death for suicide victims

79%

of suicide victims were male

MONTANA VIOLENT DEATH REPORTING SYSTEM

Program Coordinator: Victoria Green, *Victoria.Green@mt.gov*
Forensic Data Abstractor: Lauren Marshman, *Lauren.Marshman@mt.gov*

Visit our dashboard to learn more:
https://dphhs.mt.gov/publichealth/EMSTS/VDRS-Dashboard