



MONTANA
CHRONIC DISEASE
PREVENTION & HEALTH
PROMOTION BUREAU



Cancer among the Little Shell Tribe

CANCER BURDEN FACTS

This fact sheet provides information describing the burden of cancer among American Indians living near the Little Shell Tribe headquarters. American Indian residents in Cascade County were used to estimate the burden of cancer in the Little Shell Tribe.

- **235 American Indians in the Little Shell Tribe were diagnosed with cancer from 2012–2021. Therefore there are on average 23 new cases of cancer each year.**
- **Cancer incidence in the Little Shell Tribe was greater than among White Montanans living in Cascade County and statewide (Figure 1).**
- **Five (5) kinds of cancer account for 60% of all cancers that occur in the Little Shell Tribe (Figure 2).**
- **Significantly more cases of lung and colorectal cancer were diagnosed in American Indians in the Little Shell Tribe than would be expected if the rate were the same as White residents in the region.**
- **77 American Indians in the Little Shell Tribe died because of cancer from 2012–2021. That is on average 8 deaths each year.**

Montana Cancer Control Programs

1400 E Broadway

Helena, Montana 59260-2951

(406) 444-2732

<https://dphhs.mt.gov/publichealth/Cancer/DataStatistics>



Figure 1: All-site cancer incidence (new cases) rates among American Indian residents compared to White residents, Montana, 2012–2021

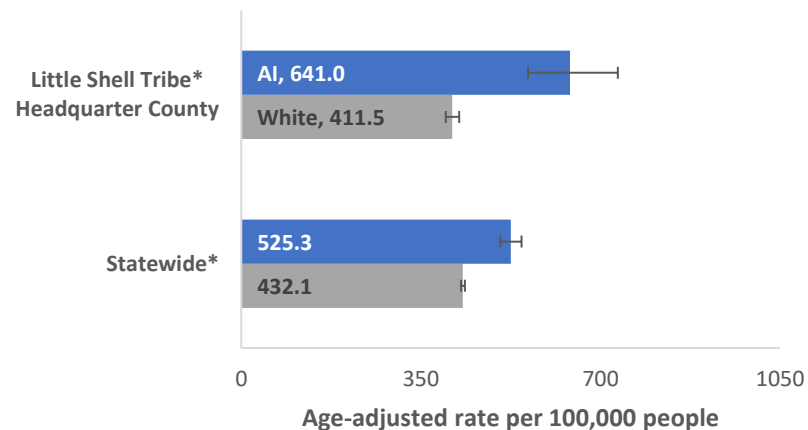
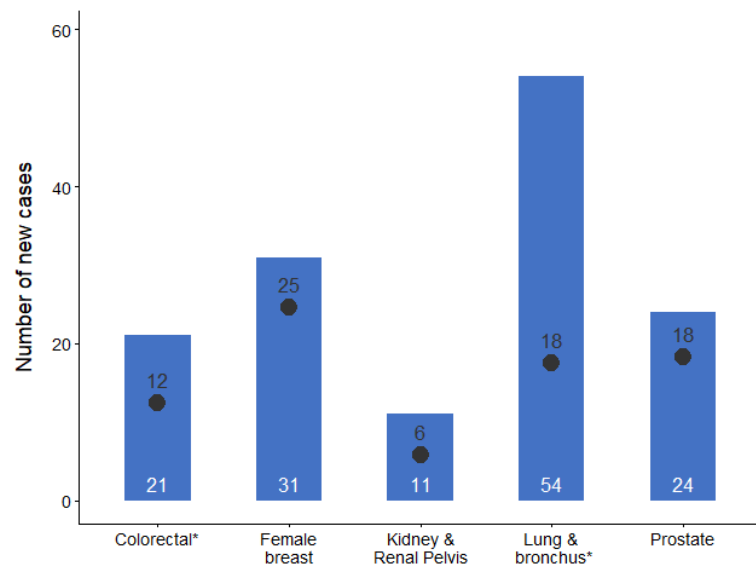


Figure 2: Observed compared to expected (●) number of new cases of cancer by cancer site among American Indian residents of Cascade County, 2012–2021



Source: MT Tumor Registry

*Statistically significantly different ($p < 0.05$)





Cancer among the Little Shell Tribe

- **Cancer mortality on the Little Shell Tribe was greater than among White Montanans in Cascade County and statewide (Figure 3).**

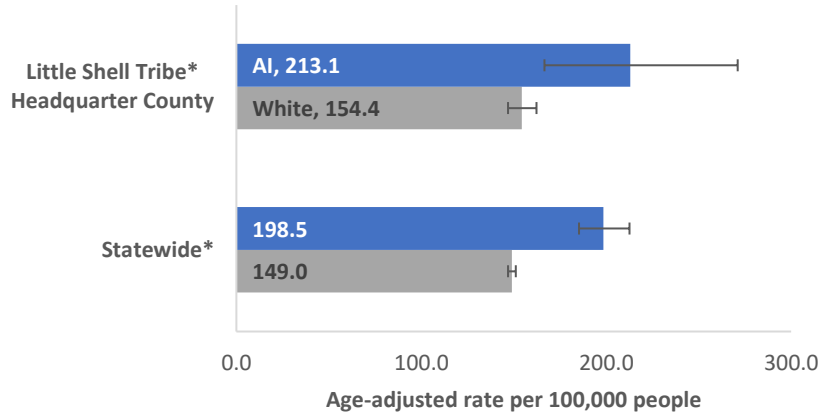
Key facts about cancer prevention and early detection

- **More than half (58%) of Montana American Indian adults have been screened for colorectal cancer. This was lower than the percentage of White Montanans (Figure 4).**
- **Obesity was also high among Montana American Indians (Figure 5). Obesity increases the risk of several types of cancer including breast, colorectal, and kidney cancers.**
- **Percent of American Indian adults who report themselves as a current cigarette smoker fell from 31% in 2021 to 25% in 2023 (Figure 5). This indicates an important, positive trend, which must continue as smoking greatly increases a person's risk for getting at least 13 types of cancer, including lung, colorectal, and kidney. Smoking among Montana American Indians remains higher than in White Montanans (Figure 5).**

†Women aged 50+ who have had a mammogram within the past two years were up to date on breast cancer screening; women aged 21-65 years who have had a pap test within the past three years were up to date on cervical cancer screening; men and women aged 50-75 who have had colonoscopy in the past 10 years, flexible sigmoidoscopy in the past 5 years, or a blood stool test in the past 1 year were up to date on colorectal cancer screening.

¹Colorectal and Breast data are from 2022, cervical cancer data is from 2020

Figure 3: All-site cancer mortality rates among **American Indian** residents compared to **White** residents, Montana, 2012–2021



Source: MT Vital Statistics

Figure 4: Percent of adults who are up to date† on Colorectal, Cervical, and Breast Cancer screening among **American Indian** residents compared to **White** residents, Montana¹.

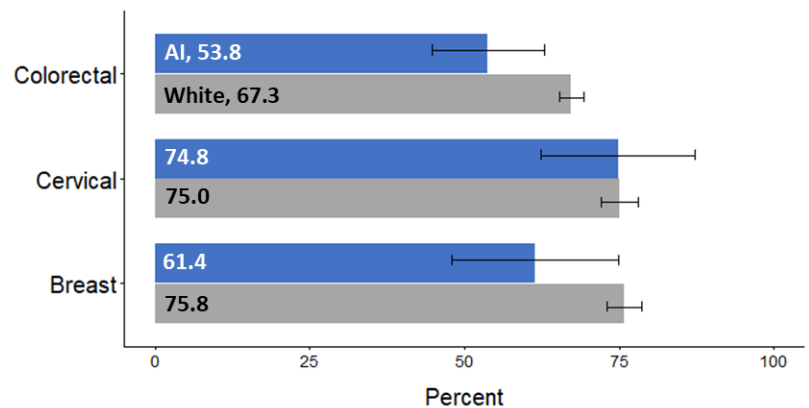
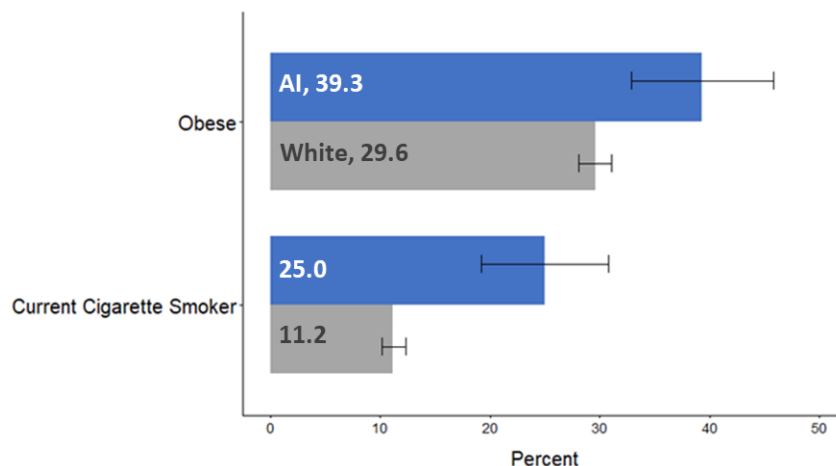


Figure 5: Proportion of adults who are a current smoker or obese among **American Indian** residents compared to **White** residents, Montana, 2023



Source: MT Behavioral Risk Factor Surveillance System