

---

# 2023 Montana Child Care Market Rate Survey

Final Report

---



January 17, 2024



Funding from Department of Health and Human Services, Early Childhood Services Bureau, contract number 2325PRO50557.

*Montana State University Extension is an ADA/EO/AA/Veteran's Preference Employer and Provider of Educational Outreach.*

## Table of Contents

<b>List of Tables</b> .....	<b>iii</b>
<b>List of Charts</b> .....	<b>v</b>
<b>List of Maps</b> .....	<b>vi</b>
<b>Executive Summary</b> .....	<b>vii</b>
Child Care Market Rates .....	vii
Other Analyses .....	xi
<i>Business Policies</i> .....	xi
<i>Supply and Demand for Child Care</i> .....	xi
<i>Challenges to Business Success</i> .....	xii
Methods .....	xii
<b>Child Market Rate Study</b> .....	<b>1</b>
Introduction .....	1
Methods .....	2
<i>Data</i> .....	2
Analysis .....	2
<i>Statistics</i> .....	3
Results .....	4
<i>Child care facilities</i> .....	6
<i>Full-time Rates for Group Child Care Facilities</i> .....	9
<i>Full-time Rates for Child Care Centers</i> .....	11
<i>Other Costs and Benefits Accrued by Providers</i> .....	14
<i>Operating Schedules</i> .....	21
<i>Business Policies</i> .....	22
<i>Business Challenges</i> .....	27
Conclusions and Limitations .....	29
<i>Advertised Rates</i> .....	30
<i>Child Care Rates, 2020 and 2023 Differences</i> .....	32
<i>Regional Child Care Rate Differences</i> .....	33
<i>Billing Policies</i> .....	36
<i>Challenges</i> .....	36
<i>Limitations</i> .....	36
Appendix A Tables A1.0 – A1.7 (Method 1 - Imputed Survey, Full-Time) .....	38
Appendix B Tables B1.0 – B1.7 (Method 1 - Imputed Survey, Part-Time) .....	55
Appendix C Tables C1.0 – C1.7 (Method 2 – Survey Only, Full-Time) .....	72
Appendix D Tables D1.0 – D1.7 (Method 3 – Child Only, Full-Time) .....	89
Appendix E Tables E1.0 – E1.7 (Post Card Data Only, Licensed Providers, Full-Time) .....	106
Appendix F Tables F1.0 (Post Card Data Only, Family, Friend and Neighbor and Relative Care Exempt, Full-Time) .....	123
Appendix G Homes (Family and Group) Questionnaire .....	126
Appendix H Centers Questionnaire .....	139
Appendix I Post Card Questionnaires .....	152

## List of Tables

Table A: Statewide Child Care Rates 75 <sup>th</sup> Percentile Rates by Method 1 (March) Compared with 2020 State Rates.....	vii
Table B: Statewide Child Care Rates 75 <sup>th</sup> Percentile Rates by Method 1 (October) Compared with 2020 State Rates.....	viii
Table C: Proposed Statewide and Regional Child Care Rates 75 <sup>th</sup> Percentile using March Survey .....	x
Table D: Proposed Statewide and Regional Child Care Rates 75 <sup>th</sup> Percentile using October Survey .....	x
Table E: Number of Respondents by Region .....	xiii
Table 1: Sample and Response Rate by Child Care Facility Type .....	1
Table 2: Montana Child Care Daily and Monthly Rates, 2023 Combined.....	5
Table 3: Daily and Monthly Infant Rates for Family Child Care Facilities - 75 <sup>th</sup> Percentile.....	6
Table 4: Daily and Monthly Toddler Rates for Family Child Care Facilities - 75 <sup>th</sup> Percentile.....	7
Table 5: Daily and Monthly Preschool Rates for Family Care Facilities – 75 <sup>th</sup> Percentile.....	8
Table 6: Daily and Monthly School Rates for Family Child Care Facilities, 75 <sup>th</sup> Percentile.....	8
Table 7: Daily and Monthly Infant Rates for Group Child Care Facilities, 75 <sup>th</sup> Percentile .....	9
Table 8: Daily and Monthly Toddler Rates for Group Child Care Facilities, 75 <sup>th</sup> Percentile .....	10
Table 9: Daily and Monthly Preschool Rates for Group Child Care Facilities, 75 <sup>th</sup> Percentile .....	10
Table 10: Daily and Monthly School Rates for Group Child Care Facilities, 75 <sup>th</sup> Percentile.....	11
Table 11: Daily and Monthly Infant Rates for Center Child Care Facilities, 75 <sup>th</sup> Percentile .....	12
Table 12: Daily and Monthly Toddler Rates for Center Child Care Facilities, 75 <sup>th</sup> Percentile.....	12
Table 13: Daily and Monthly Preschool Rates for Center Child Care Facilities, 75 <sup>th</sup> Percentile...	13
Table 14: Daily and Monthly School Rates for Center Child Care Facilities, 75 <sup>th</sup> Percentile .....	14
Table 15: Additional Costs and Benefits for Families.....	15
Table 16: Additional Benefits for Providers.....	16
Table 17: Number of Respondents by Region.....	16
Table 18: Waiting Lists by Age Group and Part and Full-Time Care .....	18
Table 19: Number of Children in Care, Licensed Capacity, and Drop-in Care.....	19
Table 20: Percentage of Providers with Open Child Care Slots by Age .....	19
Table 21: Characteristics of Children in Care.....	20
Table 22: Potential Changes to Child Enrollment .....	21
Table 23: Percentage of Providers Open on Weekdays and Weekends .....	21
Table 24: Days Closed and Charges for Holidays and Personal Time-Off .....	22
Table 25: Percentage of Providers Offering Full-time and Part-time Care .....	22
Table 26: Definition of Full-Time Care.....	23
Table 27: Other Characteristics of Home and Center-Based Providers .....	25
Table 28: Billing Policies.....	26
Table 29: Best Beginnings Scholarship Challenges .....	27
Table 30: Business Challenges .....	28
Table 31: Staffing Ratios .....	29
Table 32: Comparison of Statewide Child Care Rates for Montana, 75 <sup>th</sup> Percentile, 2020 and March 2023 Child Care Rates.....	32
Table 33: Comparison of Statewide Child Care Rates for Montana, 75 <sup>th</sup> Percentile, 2020 Adjusted for Inflation and October Child Care Rates 2023.....	33

Table 34: Proposed Statewide and Regional Child Care Rates 75 <sup>th</sup> Percentile using March Survey .....	35
Table 35: Proposed Statewide and Regional Child Care Rates 75 <sup>th</sup> Percentile using October Survey .....	35

## List of Charts

Chart 1: Monthly Rates.....	31
Chart 2: Daily Rates.....	31

## List of Maps

Map A: Child Care CCR&R Regions in Montana .....	xii
Map 1: Child Care CCR&R Regions in Montana .....	17
Map B: High Growth Counties in CCR&R Regions in Montana.....	xiii
Map 2: High Growth Counties in CCR&R Regions in Montana .....	34

## Executive Summary

### Child Care Market Rates

This section examines changes in statewide and regional child care daily and monthly rates using results from the March and October surveys. The initial child care rate estimates were based on survey data collected in March 2023. However, based on feedback from the March 2023 survey and federal pandemic financial support ending, additional data were collected in October 2023 (post card survey) to assess changes in child care rates from March to October of 2023. If statewide 75<sup>th</sup> percentile rates for March 2023 are used to set Best Beginnings Child Care Scholarship reimbursements, all rates will increase from their 2020 level, except for family daily school rates (Table A). The most substantial increases will be for group home providers, who would see their daily rates increase by 21% to 29%, and monthly rates increase by 17% to 26%. Family and center providers would realize somewhat smaller, but substantial increases. Daily rates for center providers will increase by 19% to 25% and monthly rates will increase by 13% to 26%. Daily rates for family providers will increase by 0% to 14% and monthly rates will increase by 6% to 19%.

**Table A: Statewide Child Care Rates 75<sup>th</sup> Percentile Rates by Method 1 (March) Compared with 2020 State Rates**

Facility and Age	2020 State Rates		2023 (March) Rates		Percent Changes	
	Daily	Monthly	Daily	Hourly	Daily	Monthly
<i>Family Home</i>						
Infant (less than 1 year)	35	775	40	836	14	8
Toddler (1 to 2 years)	35	770	40	814	14	6
Preschool (3 to 5 years)	35	700	36	836	3	19
School (6 years +)	35	700	35	770	0	10
<i>Group Home</i>						
Infant (less than 1 year)	35	730	45	900	29	23
Toddler (1 to 2 years)	35	730	45	886	29	21
Preschool (3 to 5 years)	33	700	43	880	29	26
School (6 years +)	33	700	40	820	21	17
<i>Center</i>						
Infant (less than 1 year)	45	975	55	1,188	22	22
Toddler (1 to 2 years)	45	915	54	1,150	19	26
Preschool (3 to 5 years)	40	865	50	1,056	25	22
School (6 years +)	40	860	48	975	19	13

The number of respondents was similar for the March (534) and October (468) samples. The March database provided extensive information about provider’s business and children in their care and the database was supplemented by information from the Child Care Under the Big Sky (CCUBS) “advertised daily rates” and daily rates imputed from monthly and weekly data supplied by providers. The October respondents were only asked to report their advertised child care rates and this database was not supplemented by CCUBS rates or any imputations. When comparing the March and October 2023 child care rate estimates, the October 2023 rates were higher, but not

statistically different, than the March estimates. An alternative to the March 2023 state rates proposed in Table A would be to use the October 2023 results for setting state rates.

If statewide 75<sup>th</sup> percentile rates for October 2023 are used to set Best Beginnings Child Care Scholarship reimbursements, all rates will increase from their 2020 level (Table B). The most substantial increases will be for group home providers, who would see their daily rates increase by 36% to 38%, and monthly rates increase by 26% to 37%. Center and family providers would realize somewhat smaller, but substantial increases. Daily rates for center providers will increase by 25% to 38% and monthly rates will increase by 28% to 43%. Daily rates for family providers will increase by 14% to 29% and monthly rates will increase by 16% to 29%.

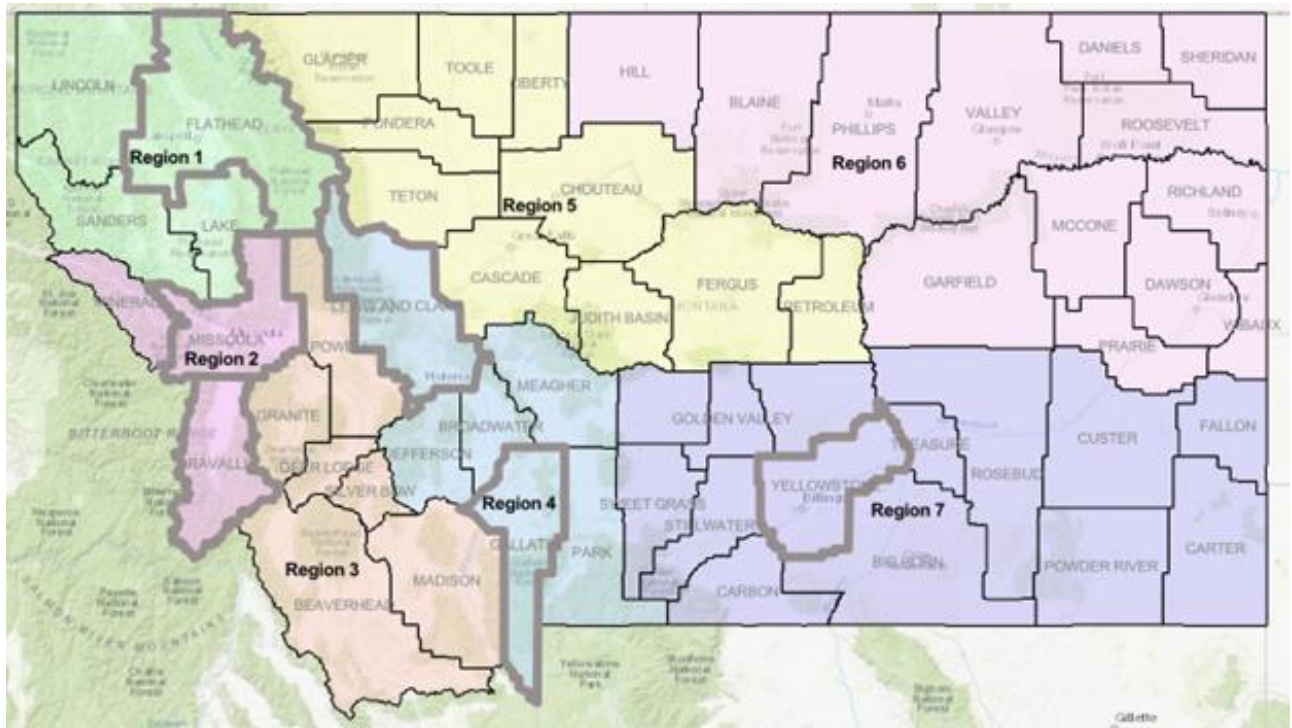
**Table B: Statewide Child Care Rates 75th Percentile Rates by Method 1 (October) Compared with 2020 State Rates**

Facility and Age	2020 State Rates		2023 (October) Rates		Percent Changes	
	Daily	Monthly	Daily	Hourly	Daily	Monthly
<i>Family Home</i>						
Infant (less than 1 year)	35	775	45	900	29	16
Toddler (1 to 2 years)	35	770	45	900	29	17
Preschool (3 to 5 years)	35	700	40	880	14	26
School (6 years +)	35	700	40	900	14	29
<i>Group Home</i>						
Infant (less than 1 year)	35	730	48	1,000	38	37
Toddler (1 to 2 years)	35	730	48	1,000	38	37
Preschool (3 to 5 years)	33	700	45	936	36	34
School (6 years +)	33	700	45	880	36	26
<i>Center</i>						
Infant (less than 1 year)	45	975	59	1,318	31	35
Toddler (1 to 2 years)	45	915	57	1,310	27	43
Preschool (3 to 5 years)	40	865	55	1,200	38	39
School (6 years +)	40	860	50	1,100	25	28

The regression analysis supports having somewhat higher child care rates for high growth counties, which included Flathead, Gallatin, Lewis and Clark, Missoula, Ravalli, and Yellowstone. These high growth counties had population increases of 2,000 people or more from 2000 to 2022 (see Map A).



**Map A: High Growth Counties in CCR&R Regions in Montana**



The state rates should be the minimal rates available to all providers; however, some premium (additional funding) could be considered for selected high growth counties. Given that the percentage difference between the state rate estimates and high growth county estimates ranges between 5 to 34%; a premium of 15% could be offered to providers located in high growth counties. The rates are reported in Table C, which compares the proposed state rates using March 2023 rates and proposed rates with a 15% premium paid to providers in the high growth counties. If the most current, October 2023, rates were used to set the state rates, then the proposed rates with a 15% premium would be increased to the rates reported in Table D.

**Table C: Proposed Statewide and Regional Child Care Rates 75<sup>th</sup> Percentile using March Survey**

Facility and Age	2023 March Rates		County Premium	
	Daily	Monthly	Daily	Monthly
<i>Family Home</i>				
Infant (less than 1 year)	40	836	46	961
Toddler (1 to 2 years)	40	814	46	936
Preschool (3 to 5 years)	36	836	41	961
School (6 years +)	35	770	40	886
<i>Group Home</i>				
Infant (less than 1 year)	45	900	52	1,035
Toddler (1 to 2 years)	45	886	52	1,019
Preschool (3 to 5 years)	43	880	49	1,012
School (6 years +)	40	820	46	943
<i>Center</i>				
Infant (less than 1 year)	55	1,188	63	1,366
Toddler (1 to 2 years)	54	1,150	62	1,323
Preschool (3 to 5 years)	50	1,056	58	1,214
School (6 years +)	48	975	55	1,121

**Table D: Proposed Statewide and Regional Child Care Rates 75<sup>th</sup> Percentile using October Survey**

Facility and Age	2023 October Rates		County Premium	
	Daily	Monthly	Daily	Monthly
<i>Family Home</i>				
Infant (less than 1 year)	45	900	52	1,035
Toddler (1 to 2 years)	45	900	52	1,035
Preschool (3 to 5 years)	40	880	46	1,012
School (6 years +)	40	900	46	1,035
<i>Group Home</i>				
Infant (less than 1 year)	48	1,000	56	1,150
Toddler (1 to 2 years)	48	1,000	56	1,150
Preschool (3 to 5 years)	45	936	52	1,076
School (6 years +)	45	880	52	1,012
<i>Center</i>				
Infant (less than 1 year)	59	1,318	68	1,516
Toddler (1 to 2 years)	57	1,310	66	1,507
Preschool (3 to 5 years)	55	1,200	63	1,380
School (6 years +)	50	1,100	58	1,265

Other statistical analyses were performed to assess differences in rural and urban communities, high- and low-income counties, and quality of care (measured by participation in STARS to Quality). The urban communities were Billings, Bozeman, Helena, Kalispell, Missoula, Great Falls, and Butte. As noted above, the high growth counties were Flathead, Gallatin, Lewis and Clark, Missoula, Ravalli, and Yellowstone (U.S. Census Bureau, Population Division). The

high-growth counties had increased their population by at least 2,000 people between 2020 and 2022. The high-income counties were Jefferson, Gallatin, Stillwater, Valley, Yellowstone, Richland, Lewis and Clark, and Madison. These counties had annual median household income above \$70,000 in 2022 (Small Area Income and Poverty Estimates, 2022).

Using regression analyses, providers in urban communities had similar monthly and daily rates for children in rural communities. Higher income counties had higher daily and monthly child care rates for center providers for infants, toddler, and preschool aged children. And finally, group STARS providers had significantly higher daily child care rates than non-STARS providers for infant, toddlers, and preschool children. These differences in market rates across urban and rural counties, and high- and low-growth and income communities, and STARS providers warrant further review.

## **Other Analyses**

### *Business Policies*

In addition to market rates, this study reviewed business policies that impact costs and benefits for providers and parents and billing policies, which can provide an opportunity to examine how state billing policies compare to private pay billing policies. A majority of providers (59% of homes and 71% of centers) charge families for services before care is provided. Center-based providers are more likely to offer multi-child and employee discounts than home-based providers, and home-based providers are more likely to offer transportation, which benefits parents and is an added cost for providers. A vast majority of providers (87% of homes and 90% of centers) have children who receive the Best Beginnings scholarships. A majority of providers also receive monetary reimbursements for food served through the Child and Adult Care Food Program, and it is somewhat more common for parents to have to provide food for their child in center-based programs. It is also far more common for center-based providers to receive free or reduced services for the program, such as building space, utilities, volunteer labor and STARS reimbursements, than homes-based providers.

### *Supply and Demand for Child Care*

This study aimed to develop an understanding of the supply and demand for child care in the state, and one variable considered was waiting lists. The number of children on full-time waiting lists in both home- and center-based programs suggests that the demand exceeds the supply, especially for infant and toddler care. Fifty percent of home-based providers and 65% of center-based providers have waiting lists for full-time children. One limitation to this assessment is that a child may be on a waiting list for one program while enrolled in another program and a child may be on several waiting lists in a community.

When asked whether they would be more likely to increase or decrease the number of children enrolled in each age group, a greater percentage of providers reported being likely to increase rather than decrease enrollment, which was true for all age groups. And when asked whether they have children with specific characteristics enrolled, only 3% of homes providers and 5% of center providers reported that they did not have any children with the following

characteristics: special needs, experiencing homelessness, low-income, migrants, speak a language other than English in the home, in the care of a relative, or in foster care.

### *Challenges to Business Success*

When asked what challenges might make it hard for new programs to open, providers reported: challenges hiring staff (79% of homes and 97% of centers), meeting training requirements (44% of homes and 45% of centers), and high startup costs (53% of homes and 66% of centers).

When asked what challenges might lead to providers closing their programs, over three-fourths (75%) of providers reported: feelings of burnout, long work hours, low pay, and challenges keeping qualified staff. Further analysis is needed to more completely explore these challenges to understand what is limiting the supply of child care workers in Montana.

In addition, this study offered providers an opportunity to share what they believe are challenges with the Best Beginning scholarship program and with opening and operating a child care business. Over 40% of home-based and center-based providers reported that reimbursements being paid after care is provided is a challenge with accepting Best Beginnings recipients. Other challenges included low state reimbursement rates (53% of homes and 55% of centers) and limitations on hours covered (45% of homes and 46% of centers).

### **Methods**

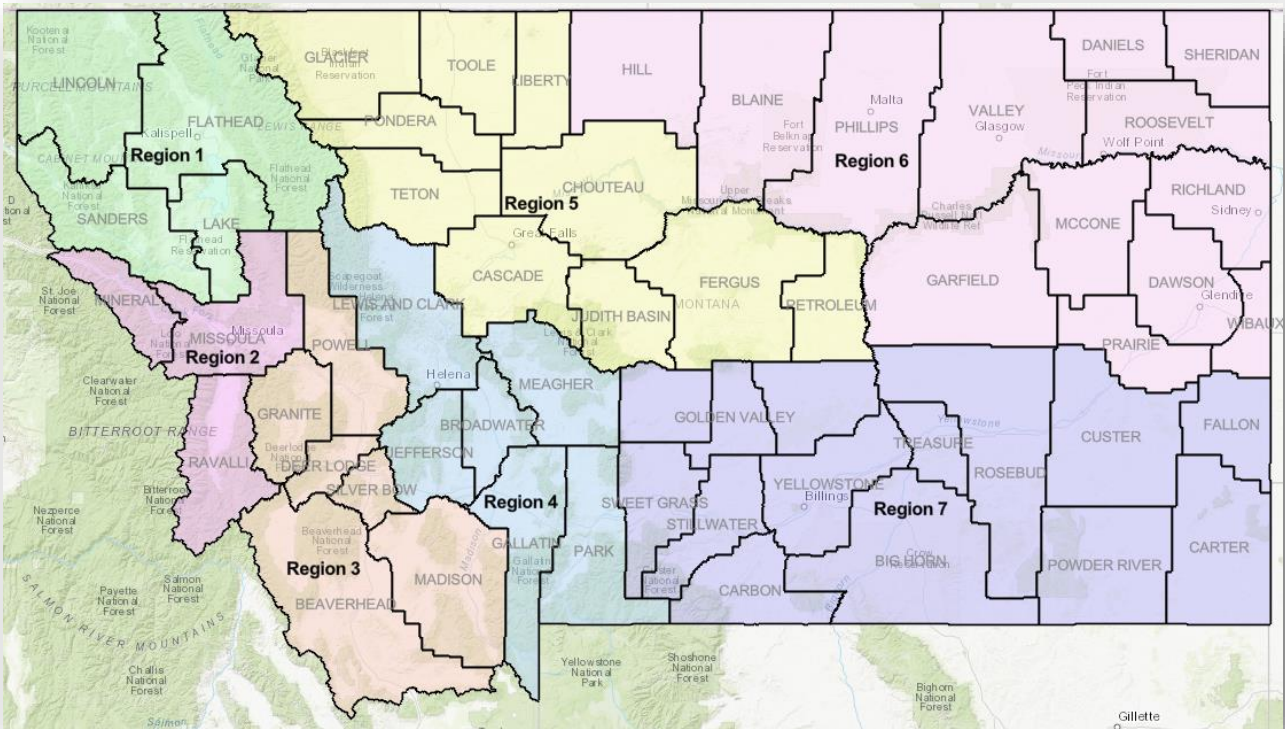
The child care study utilized a revised version of home- and center-based questionnaires developed by the Child and Family Research Institute at the University of Texas to describe market rates charged by child care providers in Montana. The data collection was handled by the Human Ecology Learning and Problem Solving (HELPS) Lab, located in the Department of Political Science at Montana State University. Seventy-five percent of center-based (190 centers) and 53% of home-based providers (344 family and group child care facilities) completed the initial (March) questionnaires for an overall response rate of 59%. Responses from partially completed surveys were not included in any rate analyses but were included in all other analyses, and the number of respondents included in all additional analyses are noted in each table. A second survey, hereafter called the post card survey, requesting rate information was administered in October of 2023. Based on an updated list of child care providers, the overall response rate for the licensed providers was 57%.

Table E reports the number of respondents by region from the March survey. The largest number of family and group home respondents were from Region 7 (89), while the largest number of center respondents were from Region 4 (53). The accompanying map (Map B) shows the counties included in each region.

**Table E: Number of Respondents by Region**

Region	Home		Centers	
	n	%	n	%
North West, Kalispell (1)	46	13.4	20	10.5
West, Missoula (2)	52	15.1	37	19.5
South West, Butte (3)	36	10.5	12	6.3
South Central, Bozeman (4)	53	15.4	53	27.9
North Central, Great Falls (5)	36	10.5	26	13.7
North East, Great Falls (6)	32	9.3	8	4.2
South East, Billings (7)	89	25.9	34	17.9
<b>TOTAL</b>	<b>344</b>	<b>100.0</b>	<b>190</b>	<b>100.0</b>

**Map B: High Growth Counties in CCR&R Regions in Montana**



The population of interest in this study is child care providers and the children in their child care facilities. The unit of observation in the licensed child care centers is the provider, who reported on the prices charged to groups of children. The units of observation in the registered and licensed child care homes are the provider for standard market rates and the child for actual market rates paid. When considering actual market rates paid, the rate paid by the parents of each child in the family or group child care facility was reported. While a substantial amount of information was collected on all providers and those children in their care, the study is focused on those children who received no discounts or scholarships or were not in Head Start facilities.

The market rate study for 2023 utilized four primary methods to assess changes in child care rates from the previous study in 2020 in the seven regions of Montana. The first method collected full and part-time “advertised rate” information for four age groups (infant, toddler, preschool, and school-aged) and these “advertised rates” were supplemented by information from the Child Care Under the Big Sky (CCUBS) “advertised daily rates” for full and half-days, and hourly and daily rates imputed from monthly and weekly data supplied by these providers in the survey. This supplemented database enabled a more complete assessment of the seven regions in Montana and is the primary method employed to recommend statewide and regional rates. The unit of observation for this method is the provider.

The second method collected full and part-time “advertised rate” information for four age groups (infant, toddler, preschool, and school-aged). This method reports only the results from the original March survey without any supplemental information, such as the CCUBS data, or imputations. The unit of observation for this method is the provider.

The third method collected child level market rate information, which was reported by family and group providers for each child in their facility. The unit of observation for this method is the child.

In addition, a fourth method was employed to assess the changes in child care rates between March 2023, when the original survey data was collected, and October 2023, when ARPA Child Care Stabilization (ACCS) funds were no longer paid to child care providers. With the ACCS unavailable, it was anticipated that child care rates paid by parents would increase. The unit of observation for this method is the provider.

Method 1 produced an adequate sample for each child care region to determine if there are statistically significant differences among hourly, daily, weekly, and monthly rates across the seven child care regions. As per the contract with the Early Childhood Services Bureau in the Montana Department of Health and Human Services (DPHHS), the most important statistic for this study is the full-time rate for children not enrolled in the Head Start program, and who are receiving no discounts or other scholarships. This report utilizes 75th percentile rates for each of the age groups.

A Statistical Analysis System (SAS) statistical routine was employed to generate the percentiles and confidence intervals. Using this statistical routine, all means, percentile estimates and confidence intervals were unweighted in provider and child level analyses.

The most important statistic for this study is the rate at the 75th percentile for each of the age groups. Four age groups (infants, toddlers, preschool-aged, and school-aged) are reported in the body of the report. While the study reports the rate at the 75th percentile, it was important to report some measure of the variance. In this instance, confidence intervals are reported for the mean, 50th, 60th, and 75th percentiles. Given that child care rates are not normally distributed, a distribution-free 95% confidence interval is reported for the percentile estimates. These confidence intervals will have different margins of error on the lower bound than the upper bound.

Several other tables are included in the final report. These tables examine additional costs (expenses) and benefits (subsidies and discounts); waiting lists; provider schedules; number of children in care, licensed capacity, and drop-in care; definitions of full-time care; and, other characteristics of home and center-based providers. For more information, please see the 2023 Montana Child Care Market Rate Survey: Final Report.

# Child Market Rate Study

## Introduction

The Department of Agricultural Economics and Economics at Montana State University has been contracted by the Montana Department of Health and Human Services to conduct the 2023 Montana Child Care Market Rate Survey. This report summarizes the child care market rate data for the entire state of Montana and the seven Child Care Resource and Referral (CCR&R) Regions in Montana. Two types of child care facilities were surveyed between March and November of 2023: Licensed child care centers, registered and licensed homes. Table 1 summarizes the response rates for each facility type for the March and October surveys.

**Table 1: Sample and Response Rate by Child Care Facility Type**

Facility Type	Total Sampled	Total Respondents	Response Rate
Child Care Market Survey (March 2023)			
Licensed child care centers	255	190	75
Registered & licensed child care homes <sup>1</sup>	648	344	53
<b>TOTAL</b>	<b>903</b>	<b>534</b>	<b>59</b>
Post Card Survey (October 2023)			
Licensed child care centers	232	161	69
Registered & licensed child care homes <sup>1</sup>	591	307	52
<b>TOTAL</b>	<b>823</b>	<b>468</b>	<b>57</b>

<sup>1</sup> Sample includes relative care exempt and family friend and neighbor.

Upon completion of the original survey, 534 of the 903 respondents returned 59% of the questionnaires (Table 1). These 534 questionnaires were divided between the centers (190 for a 75% response rate) and homes (344 for a 53% response rate).

The original survey data was supplemented by rate information reported in the Child Care Under the Big Sky (CCUBS) database maintained by the Early Childhood Service Bureau and imputations, which converted monthly and weekly rates reported in the survey into hourly and daily rates.

A second survey, hereafter called the post card survey, requesting rate information was administered in October of 2023. Upon completion of this post card survey 468 licensed family (84), group (223), and centers (161) completed the survey. Based on an updated list of child care providers, the overall response rate for the registered and licensed home and center providers was 57%. In addition, 27 other providers, including 10 family-friends-neighbors and 17 relative-care-exempt providers answered a separate survey asking for “expected”, rather than “actual” rates (see Appendix F for more details). Based on a sample size of 143, the response rate for this additional survey was 19%.



## **Methods**

This section describes the sample, population of interest, survey, data collection method and analysis used for this study. The data collection was provided by the Human Ecology Learning and Problem Solving (HELPS) Lab, located in the Department of Political Science at Montana State University. An email was sent to all child care providers listed in the Child Care Under the Big Sky (CCUBS) database, which included a link to a Qualtrics questionnaire. Those providers not responding to the email request were mailed a paper copy of the questionnaire. Seventy-nine percent answered the Qualtrics (on-line) original survey, while 21% of respondents answered the original paper survey. The post card survey was only a Qualtrics (on-line survey).

### *Data*

The population of interest in this study is child care providers and the children in their child care facilities. The unit of observation in the licensed child care centers is the provider, who reported on the prices charged to groups of children. The units of observation in the registered and licensed child care homes are the provider for standard market rates and the child for actual market rates paid. When considering actual market rates paid, the rate paid by the parents of each child in the family or group child care facility was reported. While a substantial amount of information was collected on all providers and those children in their care, the study is focused on those children who received no discounts or scholarships. In addition, no Head Start facilities were included in the summary financial statistics.

Each of the two survey instruments (home and center surveys) was comprised of 50 questions. Copies of the two surveys are included in Appendices G (homes questionnaire) and H (centers questionnaire). Institutional Review Board approval of an exemption was received on March 27, 2023, and the survey announcement with a link to the online survey was emailed to providers from the Early Childhood Services Bureau on March 29. Postcards with the online survey link were mailed to providers on April 5 and the cover letter with the questionnaire was mailed to all providers who had not yet completed the online survey on April 27 and May 1. All providers who had not responded by the second round of mailings were contacted by the MSU survey team by telephone starting the second week of June. A second questionnaire was sent to all respondents upon request, and 11 additional questionnaires were sent to providers between July 13 and July 20. The online survey was closed on July 24, 2023.

The Post Card survey was initiated because important child care subsidy programs had been terminated since the original survey data was collected in March through May 2023. Based on conversations with providers, it was expected that child care rates had increased substantially since May 2023. The post card survey link was sent to respondents on September 30. Copies of the two post card surveys are included in Appendix I (Post Card). The post card survey was closed on October 18, 2023.

## **Analysis**

The two market rate surveys (homes and centers) covered many of the same topics. However, the home-based survey requested detailed information on each child, such as age,

hours per week in care, and rate charged; while the center-based survey requested rates by age group and length of care (full- or part-time). This study generated hourly, daily, weekly and monthly rates for full- and part-time coverage. These rates were generated for infants (less than 1 year old), toddlers (1 to 2 years old), pre-school (3 to 5), and school age (older than 6 years of age) for each of the seven child care regions in Montana. Imputations were substituted for missing values to convert monthly and weekly rates into daily and hourly rates. Monthly rates were divided by 22 days to convert them to daily rates and weekly rates were divided by 5 days to convert them to daily rates. Daily rates were converted to hourly rates by dividing them by 7.5 hours/day.

The two post card surveys focused on standard licensed (family, group, and center) and legally registered (family, friends, and neighbors and relative care exempt) providers. The standard license providers were asked to “enter your rates”, while the legally registered providers were asked to “enter the rates you would charge if you were to set your own rates.” Please see Appendix I (Post Card) for the Qualtrics surveys.

### *Statistics*

The most important statistic for this study is the rate at the 75<sup>th</sup> percentile for each of the age groups. Four age groups, infants, toddlers, preschool and school-aged reported in the body of the report. While the study reports the rate at the 75<sup>th</sup> percentile, it was important to report some measure of the variance. In this instance, confidence intervals are reported for the mean, 50<sup>th</sup>, 60<sup>th</sup>, and 75<sup>th</sup> percentiles. Given that child care rates are not normally distributed, a distribution-free 95% confidence interval is reported. These confidence intervals will have different margins of error on the lower bound than the upper bound. Confidence intervals describe the reliability of the survey results. For instance, statewide center, infant full-time daily rate mean is \$50.03, but the 95% confidence interval varies between \$47.61 and \$52.45. In essence, we’re 95% confident that the true mean is between \$47.61 and \$52.45.

The number of observations is reported for all results. Observations reported in the financial section of the report do not include child care facilities associated with Head Start or children receiving Best Beginning Scholarships because of the guidelines established for computing the market rates. In addition, respondents only partially completing the survey are not included in the results of the financial section. However, in the non-financial section of the report all observations are included. A Statistical Analysis System (SAS) statistical routine was employed to generate the percentiles and confidence intervals. Using this statistical routine, all means and percentile estimates and confidence intervals were unweighted in provider level analyses. Four methods were used to collect the market rate information and they are as follows:

Method 1, the survey collected full and part-time “advertised rate” information for four age groups (infant, toddler, preschool, and school-aged) and these full and part-time “advertised rates” were supplemented by information from the Child Care Under the Big Sky (CCUBS) “advertised daily rates” for full and half-days, and hourly and daily rates were imputed from monthly and weekly data supplied by these providers. Again, the unit of observation for this method is the provider. Results from this method are reported in the body of the report with additional details reported in Appendices A (Full-Time) and B (Part-Time).

Method 2, the survey collected full and part-time “advertised rate” information for four age groups (infant, toddler, preschool, and school-aged). The unit of observation for this method is the provider. This method reports only the result from the original survey without any supplemental information, such as the CCUBS data, or imputations. Results from this method are reported in Appendix C.

Method 3, the survey collected child level market rate information, which was reported by family and group providers for each child in their facility. The unit of observation for this method is the child. Results from this method are reported in the Appendix D.

Post Card (Method 4), the two surveys collected provider level market rate information for October, 2023, which was reported for standard licensed and legally registered providers. The unit of observation is the provider. Post Card results for standard providers and legally registered providers are reported in Appendix E and F, respectively.

## **Results**

Child care prices were measured in three ways in the homes survey and two ways in the center survey. In the homes survey method, respondents were asked to provide hourly, daily, weekly and monthly rates for infants, toddlers, preschool, school-aged children; method 2 asked respondents to provide weekday (Monday-Friday) and weekend (Saturday-Sunday) rates for four age groups (infants, toddlers, preschool, school-aged children) with no scholarships or discounts; and method 3 asked respondents to provide full and part-time weekday and weekend rates for each child in their care. Using the methods described above, these hourly, daily, weekly, and monthly rates are reported in Appendices A, B, and C for home-and center-based providers for infants, toddlers, preschool, and school-aged children. . The market rates reported for Appendices A, B, and C were advertised rates supplied by the providers. The market rates reported for Appendix D were supplied in monthly units only. The monthly payments were adjusted to compensate for children utilizing the day care facility for different number of hours each week. In this study, the average number of hours per week (37.5 hours) was divided by the total number of hours used by the child to generate an “adjusted monthly” rate.

Table 2 summarizes daily and monthly market rates for infant, toddler, preschool, and school-aged children in family and group child care facilities and centers. Full- and part-time market rates are estimated using Method 1, where survey generated rates include imputations and are supplemented by CCUBS rates. Daily and monthly means and percentiles (50, 60, and 75) are reported in the table.

**Table 2: Montana Child Care Daily and Monthly Rates, March 2023**

	Daily Percentiles				Monthly Percentiles			
	Mean	50 <sup>th</sup>	60 <sup>th</sup>	75 <sup>th</sup>	Mean	50 <sup>th</sup>	60 <sup>th</sup>	75 <sup>th</sup>
<b>Family Home</b>								
<i>Infant (up to 1 year)</i>								
Full-time <sup>1</sup>	36	35	35	40	760	770	770	836
Part-Time	34	35	35	39	687	660	770	836
<i>Toddler (1 to 2 years old)</i>								
Full-time	35	35	35	40	745	770	770	814
Part-Time	33	34	35	40	663	660	770	800
<i>Preschool (3 to 4 years old)</i>								
Full-time <sup>1</sup>	32	32	35	35	697	680	770	770
Part-Time <sup>2</sup>	31	30	35	35	653	660	726	800
<i>School (5 and older)</i>								
Full-time	41	36	40	45	848	770	825	900
Part-Time	39	35	40	45	791	770	825	880
<b>Group Home</b>								
<i>Infant (up to 1 year)</i>								
Full-time <sup>1</sup>	41	36	40	45	848	770	825	900
Part-Time	39	35	40	45	791	770	825	880
<i>Toddler (1 to 2 years old)</i>								
Full-time	40	36	39	45	838	770	836	886
Part-Time	39	35	38	44	765	770	770	880
<i>Preschool (3 to 4 years old)</i>								
Full-time <sup>1</sup>	39	35	38	43	847	770	825	880
Part-Time	37	35	37	40	762	726	770	880
<i>School (5 and older)</i>								
Full-time	35	35	35	40	725	731	770	820
Part-Time	34	35	35	40	726	660	770	880
<b>Center</b>								
<i>Infant (up to 1 year)</i>								
Full-time <sup>1</sup>	50	48	50	55	1,077	1,026	1,075	1,188
Part-Time	48	46	49	52	934	968	990	1,100
<i>Toddler (1 to 2 years old)</i>								
Full-time	49	45	50	54	1,040	1,000	1,050	1,150
Part-Time	47	45	48	53	872	900	977	1,073
<i>Preschool (3 to 4 years old)</i>								
Full-time <sup>1</sup>	44	43	45	50	932	900	946	1,056
Part-Time	43	42	45	50	816	852	880	990
<i>School (5 and older)</i>								
Full-time	40	40	43	48	820	825	880	975
Part-Time	36	36	40	45	655	583	738	980

<sup>1</sup> Full-time and part-time market rates are estimated using imputations and survey and CCUBS data

## Child care facilities

### Full-time Rates for Family Child care facilities

Appendices A, B, and C report the mean, 50th, 60th, and 75th percentile information for infants, toddlers, preschool, school-aged children in family or group child care settings. Appendix A reported “advertised daily and hourly rates” reported in the survey, survey imputations, and supplemented by “advertised rates” reported in CCUBS. Appendix B reported “advertised monthly, weekly, daily, and hourly rates” reported in the survey only. Appendix C reports monthly, weekly, daily, and hourly rates paid by parents and guardians to the provider. These rates are reported by the provider. Child care market reported in Tables 2 through 14 are based Method 1 with additional detail available in Appendix A. For more information on means, percentiles and confidence intervals in Method 2 and 3, see the tables in Appendices B and C. Tables 3 through 14 report the 75th percentile rate only.

### Infant, Family Rates

Using Method 1, the highest daily and monthly rates for infants in family child care homes were in Region 4 (Table 3). The lowest daily rates were in Regions 3 and 5, while the lowest monthly rate was in Region 3. The Montana daily rate (\$40) is greater than the current state rate (\$35) for all regions.

The daily infant rate for Montana increased from \$35 to \$40 per day (or 14%), while the monthly infant rate increased from \$775 to \$836 (or 8%) from 2020 to 2023. The largest percentage daily rate increase from 2020 to 2023 was in Region 4 (34% increase), while the largest percentage monthly rate increase was also in Region 4 (24%). All regions realized increasing or stable monthly rates from 2020 to 2023, except regions 1, 3, 4, 5, and 6.

**Table 3: Daily and Monthly Infant Rates for Family Child Care Facilities - 75th Percentile**

Location	Daily Rate			Monthly Rate		
	2020	2023	%	2020	2023	%
Region 1 – Kalispell	40	40	0	850	842	-1
Region 2 – Missoula	35	40	14	660	814	23
Region 3 - Butte/Dillon	40	35	-13	1,085	770	-29
Region 4 Bozeman/ Helena	35	47	34	800	990	24
Region 5 - Great Falls	35	35	0	990	800	-19
Region 6 - Havre/Sidney	40	36	-10	950	770	-19
Region 7 - Billings	33	40	21	690	836	21
<b>STATE, TOTAL</b>	35	40	14		775	836

## Toddler, Family Rates

Using Method 1, the highest daily and monthly rates for toddlers in family child care homes were in Region 4 (Table 4). The lowest daily rates were in Regions 3 and 5, while the lowest monthly rates were in regions 3, 5 and 6. The Montana daily rate calculated using method 1 (\$40) is greater than the current state rate (\$35) for all regions.

The daily toddler rate for Montana increased from \$35 to \$40 per day (14%), while the monthly toddler rate increased from \$770 to \$814 (6%) from 2020 to 2023. The largest percentage daily rate increase from 2020 to 2023 was in Region 7 (21%), while the largest percentage monthly rate increase was in Region 2 (20%). All regions remained the same or realized an increase in monthly rates from 2020 to 2023, except regions 1, 3,5, and 6.

**Table 4: Daily and Monthly Toddler Rates for Family Child Care Facilities - 75th Percentile**

Location	Daily Rate			Monthly Rate		
	2020	2023	%	2020	2023	%
Region 1 – Kalispell	40	40	0	913	842	-8
Region 2 – Missoula	35	40	14	680	814	20
Region 3 - Butte/Dillon	38	35	-8	935	770	-18
Region 4 Bozeman/ Helena	35	42	20	760	900	18
Region 5 - Great Falls	35	35	0	990	770	-22
Region 6 - Havre/Sidney	40	36	-10	850	770	-9
Region 7 - Billings	33	40	21	695	800	15
<b>STATE, TOTAL</b>	35	40	14	770	814	6

## Preschool, Family Rates

Method 1 results show that the highest daily rates for preschool-aged children in family child care homes were in Regions 1, 2, and 4, while the highest monthly rate was in Region 4 (Table 5). The lowest daily rates were in Regions 3 and 5, while the lowest monthly rate was in Regions 3 and 6. The Montana daily rate calculated using method 1 (\$36.00) is greater than the current state rate (\$35) for all regions.

The daily preschool rate for Montana increased from \$35 to \$36.00 per day (3%), while the monthly preschool rate increased from \$700 to \$836 (19%) from 2020 to 2023. The largest percentage daily rate increase from 2020 to 2023 was in Region 4 (25%), while the largest percentage monthly rate increase was also in Region 4 (42%). All regions realized a increase in monthly rates from 2020 to 2023, except Regions 5 and 6.

**Table 5: Daily and Monthly Preschool Rates for Family Care Facilities – 75<sup>th</sup> Percentile**

Location	Daily Rate			Monthly Rate		
	2020	2023	%	2020	2023	%
Region 1 – Kalispell	39	40	3	800	842	5
Region 2 – Missoula	35	40	16	655	880	34
Region 3 - Butte/Dillon	36	35	-1	694	770	11
Region 4 Bozeman/ Helena	32	40	25	699	990	42
Region 5 - Great Falls	35	35	0	880	800	-9
Region 6 - Havre/Sidney	38	36	-5	850	770	-9
Region 7 - Billings	33	37	12	620	836	35
<b>STATE, TOTAL</b>	35	36	3	700	836	19

<sup>1</sup> Preschool, family, full day daily state rate = \$35

### School, Family Rates

Method 1 results show that the highest daily and monthly rates for school-aged children in family child care homes were in Region 4 (Table 6). The lowest daily rate was in Region 5, while the lowest monthly rate was in Region 1. The Montana daily rate calculated using method 1 (\$35) is substantially higher than the current state rate (\$30) for all regions.

The daily school-aged rate for Montana increased from \$33 to \$35 per day (6%), while the monthly school-aged rate declined slightly from \$700 to \$836 (19%) from 2020 to 2023. The largest percentage daily rate increase from 2020 to 2023 was in Region 4 (41%), while the largest percentage monthly rate increase was also in Region 4 (57%). All regions realized increasing or stable in monthly rates from 2020 to 2023, except Regions 1 and 5.

**Table 6: Daily and Monthly School Rates for Family Child Care Facilities, 75<sup>th</sup> Percentile**

Location	Daily Rate			Monthly Rate		
	2020	2023	%	2020	2023	%
Region 1 – Kalispell	38	40	5	820	726	-11
Region 2 – Missoula	33	40	21	700	800	14
Region 3 - Butte/Dillon	35	35	0	694	770	11
Region 4 Bozeman/ Helena	32	45	41	700	1,100	57
Region 5 - Great Falls	32	33	3	880	770	-13
Region 6 - Havre/Sidney	33	40	21	850	880	4
Region 7 - Billings	32	36	13	600	770	28
<b>STATE, TOTAL</b>	33	35	6	700	836	19

<sup>1</sup> School, family, full day daily state rate = \$30

## Full-time Rates for Group Child Care Facilities

### Infant, Group Rates

Using method 1, the highest daily and monthly rates for infants in group child care homes were in Region 1 (Table 7). The lowest daily and monthly rates were in Regions 3, 5 and 6. The Montana daily rate calculated using method 1 (\$45) is greater than the current state rate (\$35) for all regions.

The daily infant rate for Montana increased from \$35 to \$45 per day (29%), while the monthly infant rate increased from \$730 to \$900 (23%). The largest percentage daily rate increase from 2020 to 2023 was in Regions 1 and 2 (over 57%), while the largest percentage monthly rate increase was in Region 1 (45%). All regions realized stable or increasing monthly rates from 2020 to 2023.

**Table 7: Daily and Monthly Infant Rates for Group Child Care Facilities, 75<sup>th</sup> Percentile**

Location	Daily Rate			Monthly Rate		
	2020	2023	%	2020	2023	%
Region 1 – Kalispell	38	60	58	910	1,320	45
Region 2 – Missoula	35	55	57	700	1,000	43
Region 3 - Butte/Dillon	34	35	3	650	770	18
Region 4 Bozeman/ Helena	35	50	43	700	1,005	44
Region 5 - Great Falls	35	36	4	730	770	5
Region 6 - Havre/Sidney	39	35	-10	760	770	1
Region 7 - Billings	36	45	25	730	853	17
<b>STATE, TOTAL</b>	35	45	29	730	900	23

<sup>1</sup> Infant, group, full day daily state rate = \$35

### Toddler, Group Rates

Using the method 1, the highest daily and monthly rates for toddlers in group child care homes were in Regions 1 and 2 (Table 8). The lowest daily and monthly rates were in Regions 3 and 6. The Montana daily rate calculated using method 1 (\$45) is greater than the current state rate (\$35) for all regions.

The daily toddler rate for Montana increased from \$35 to \$45 per day (29%), while the monthly toddler rate increased from \$730 to \$886 (21%) from 2020 to 2023. The largest percentage daily rate increase from 2020 to 2023 was in Region 1 (64%), while the largest percentage monthly rate increase was in Region 2 (48%). All regions realized increasing or stable monthly rates from 2020 to 2023.



**Table 8: Daily and Monthly Toddler Rates for Group Child Care Facilities, 75<sup>th</sup> Percentile**

Location	Daily Rate			Monthly Rate		
	2020	2023	%	2020	2023	%
Region 1 – Kalispell	35	58	64	910	1,213	33
Region 2 – Missoula	35	55	57	675	1,000	48
Region 3 - Butte/Dillon	33	35	6	700	770	10
Region 4 Bozeman/ Helena	35	47	33	750	963	28
Region 5 - Great Falls	34	36	6	730	770	5
Region 6 - Havre/Sidney	39	35	-10	760	770	1
Region 7 - Billings	36	40	11	740	836	13
<b>STATE, TOTAL</b>	35	45	29	730	886	21

<sup>1</sup> Toddler, group, full day daily state rate = \$35

### Preschool, Group Rates

Method 1 results show that the highest daily rate for preschool-aged children in group child care homes was in Regions 1 and 2, while the highest monthly rates were in Regions 1 and 4 (Table 9). The lowest daily rates were in Region 3 and 6, while the lowest monthly rates were in Regions 3, 5 and 6. The Montana daily rate calculated using method 1 (\$43) is greater than the current state rate (\$35) for all regions.

The daily preschool rate for Montana increased from \$33 to \$43 per day (29%), while the monthly preschool rate increased from \$700 to \$880 (26%) from 2020 to 2023. The largest percentage daily rate increase from 2020 to 2023 was in Region 2 (52% increase), while the largest percentage monthly rate increase was in Region 4 (60%). All regions realized stable or increasing monthly rates from 2020 to 2023.

**Table 9: Daily and Monthly Preschool Rates for Group Child Care Facilities, 75<sup>th</sup> Percentile**

Location	Daily Rate			Monthly Rate		
	2020	2023	%	2020	2023	%
Region 1 – Kalispell	35	50	43	875	1,320	51
Region 2 – Missoula	33	50	52	650	988	52
Region 3 - Butte/Dillon	30	35	17	600	770	28
Region 4 Bozeman/ Helena	35	46	33	630	1,005	60
Region 5 - Great Falls	32	36	13	625	770	23
Region 6 - Havre/Sidney	35	35	0	700	770	10
Region 7 - Billings	33	40	21	715	853	19
<b>STATE, TOTAL</b>	33	43	29	700	880	26

<sup>1</sup> Preschool, group, full day daily state rate = \$35

## School, Group Rates

Method 1 results show that the highest daily rate for school-aged children in group child care homes was in Region 2, while the highest monthly rate was in Regions 1 and 2 (Table 10). The lowest daily rate was in Regions 3, 6, and 7, while the lowest monthly rate was in Region 3. The Montana daily rate calculated using method 1 (\$40) is substantially higher than the current state rate (\$33) for all regions.

The daily school-aged rate for Montana increased from \$33 to \$40 per day (21%), while the monthly school-aged rate increased from \$700 to \$820 (17%) from 2020 to 2023. The largest percentage daily rate increase from 2020 to 2023 was in Region 2 (73% increase), while the largest percentage monthly rate increase was in Region 2 (54%). All regions realized increasing monthly rates from 2020 to 2023.

**Table 10: Daily and Monthly School Rates for Group Child Care Facilities, 75<sup>th</sup> Percentile**

Location	Daily Rate			Monthly Rate		
	2020	2023	%	2020	2023	%
Region 1 – Kalispell	33	50	52	890	1,100	24
Region 2 – Missoula	33	57	73	650	1,000	54
Region 3 - Butte/Dillon	30	35	17	600	693	16
Region 4 Bozeman/ Helena	32	44	38	650	880	35
Region 5 - Great Falls	33	36	10	700	770	10
Region 6 - Havre/Sidney	34	35	3	693	726	5
Region 7 - Billings	33	35	6	715	770	8
<b>STATE, TOTAL</b>	33	40	21	700	820	17

<sup>1</sup> School, group, full day daily state rate = \$33.00

### *Full-time Rates for Child Care Centers*

#### Infant, Center Rates

Using method 1, the highest daily and monthly rates for infants in child care centers were in Region 4 (Table 11). The lowest daily and monthly rates were in Region 3. The Montana daily rate calculated using method 1 (\$55.00) is greater than the current state rate (\$45) for all regions.

The daily infant rate for Montana increased from \$45 to \$55 per day (22%), while the monthly infant rate increased from \$975 to \$1,188 (22%) from 2020 to 2023. The largest percentage daily rate increase from 2020 to 2023 was in Region 4 (56%), while the largest percentage monthly rate increase was in Region 1 (45%). All regions realized increasing monthly rates from 2020 to 2023, except Region 6.

**Table 11: Daily and Monthly Infant Rates for Center Child Care Facilities, 75<sup>th</sup> Percentile**

Location	Daily Rate			Monthly Rate		
	2020	2023	%	2020	2023	%
Region 1 – Kalispell	48	57	19	900	1,301	45
Region 2 – Missoula	45	51	13	895	1,159	29
Region 3 - Butte/Dillon	40	40	0	635	880	39
Region 4 Bozeman/ Helena	46	72	56	1,055	1,430	36
Region 5 - Great Falls	44	50	14	865	1,100	27
Region 6 - Havre/Sidney	40	42	5	975	915	-6
Region 7 - Billings	45	53	17	910	1,110	22
<b>STATE, TOTAL</b>	45	55	22	975	1,188	22

<sup>1</sup> Infant, center, full day daily state rate = \$45.00

### Toddler, Center Rates

Using method 1, the highest daily and monthly rates for toddlers in child care centers were in Region 4 (Table 12). The lowest daily and hourly rates were in Region 3. The Montana daily rate calculated using method 1 (\$54) is greater than the current state rate (\$45) for all regions.

The daily toddler rate for Montana increased from \$45 to \$54 per day (20%), while the monthly toddler rate increased from \$915 to \$1,150 (26%) from 2020 to 2023. The largest percentage daily rate increase from 2020 to 2023 was in Region 4 (52%), while the largest percentage daily rate increase was in Region 3 (42%). All regions realized increasing monthly rates from 2020 to 2023.

**Table 12: Daily and Monthly Toddler Rates for Center Child Care Facilities, 75<sup>th</sup> Percentile**

Location	Daily Rate			Monthly Rate		
	2020	2023	%	2020	2023	%
Region 1 – Kalispell	44	57	29	1,023	1,252	22
Region 2 – Missoula	42	50	19	880	1,049	19
Region 3 - Butte/Dillon	40	40	0	620	880	42
Region 4 Bozeman/ Helena	46	70	52	975	1,298	33
Region 5 - Great Falls	44	50	14	865	1,100	27
Region 6 - Havre/Sidney	40	42	5	915	915	0
Region 7 - Billings	45	52	15	860	1,093	27
<b>STATE, TOTAL</b>	45	54	20	915	1,150	26

<sup>1</sup> Toddler, center, full day daily state rate = \$45.00

### Preschool, Center Rates

Method 1 results show that the highest daily and monthly rates were in Region 4 for preschool-aged children in child care centers (Table 13). The lowest daily and monthly rates were in Regions 3 and 6. The Montana daily rate calculated using method 1 (\$50) is greater than the current state rate (\$40) for all regions.

The daily preschool rate for Montana increased from \$40 to \$50.00 per day (25%), while the monthly preschool rate increased from \$865 to \$1,056 (22%) from 2020 to 2023. The largest percentage daily rate increase from 2020 to 2023 was in Region 4 (40%), while the largest percentage month rate increase was in Region 3 (38%). All regions realized increasing monthly rates from 2020 to 2023, except Region 6.

**Table 13: Daily and Monthly Preschool Rates for Center Child Care Facilities, 75<sup>th</sup> Percentile**

Location	Daily Rate			Monthly Rate		
	2020	2023	%	2020	2023	%
Region 1 – Kalispell	40	52	30	900	1,140	27
Region 2 – Missoula	43	47	9	795	986	24
Region 3 - Butte/Dillon	35	35	0	560	770	38
Region 4 Bozeman/ Helena	42	59	40	945	1,235	31
Region 5 - Great Falls	35	45	29	773	986	28
Region 6 - Havre/Sidney	35	40	14	865	755	-13
Region 7 - Billings	40	45	14	720	925	28
<b>STATE, TOTAL</b>	40	50	25	865	1,056	22

<sup>1</sup> Preschool-age, center, full day daily state rate = \$40.00

#### School, Center Rates

Method 1 results show that the highest daily and monthly rates for school-aged children in child care centers were in Region 4 (Table 14). The lowest daily and monthly rates were in Regions 3 and 6. The Montana daily rate calculated using method 1 (\$48) is greater than the current state rate (\$40) for all regions.

The daily school-aged rate for Montana increased from \$38 to \$48 per day (25%), while the monthly school-aged rate increased from \$860 to \$975 (13%) from 2020 to 2023. The largest percentage daily rate increase from 2020 to 2023 was in Region 4 (44%), while the largest percentage monthly rate increase was in Region 3 (63%). All regions realized increasing monthly rates from 2020 to 2023, except Regions 1 and 6.

**Table 14: Daily and Monthly School Rates for Center Child Care Facilities, 75<sup>th</sup> Percentile**

Location	Daily Rate			Monthly Rate		
	2020	2023	%	2020	2023	%
Region 1 – Kalispell	40	41	2	915	890	-3
Region 2 – Missoula	39	47	21	810	950	17
Region 3 - Butte/Dillon	33	39	20	525	858	63
Region 4 Bozeman/ Helena	41	59	44	918	1,296	41
Region 5 - Great Falls	35	47	33	780	1,056	35
Region 6 - Havre/Sidney	35	37	6	860	740	-14
Region 7 - Billings	37	45	22	700	950	36
<b>STATE, TOTAL</b>	38	48	25	860	975	13

<sup>1</sup> School-age, center, full day daily state rate = \$40.00

*Other Costs and Benefits Accrued by Providers*

The full cost of attendance at child care facilities must include additional costs, such as registration fees, recurring enrollment fees, and other fees; and, additional benefits, such as transportation, discounts, and scholarships. Only 27% of home-based providers charged one-time registration fees, while 50% of center-based providers charged these fees (Table 15). Only 16% of home-based providers charged recurring enrollment fees, while 37% of center-based provider charged these fees. Additional activity fees were charged by 18% and 38% of homes and centers, respectively. Less than 15% of home- and center-based providers charged parents a fee to put their name on the waitlist.

On the additional benefits side of the equation for families, less than 17% of homes and centers provided transportation (Table 15). Centers were much more likely to offer multi-child (46% of centers and 31% of homes) and employee (72% of centers and 35% of homes) discounts. Family and friend discounts were offered by less than 16% of homes and centers; and other types of discounts were offered 27% of homes and 37% of centers. Best Beginnings Scholarships (BBS) children were in 90% of the centers and 87% of the homes.

**Table 15: Additional Costs and Benefits for Families**

Item	Home		Center	
	n	%	n	%
<i>Fees Charged . . .</i>				
One-time registration	294	27	168	50
Recurring enrollment	285	16	157	37
Activity	285	18	152	38
Waitlist	272	7	151	13
<i>Additional Benefits for Families</i>				
Provide transportation	254	16	164	10
<i>Offer Discounts . . .</i>				
Family and friend	237	15	158	14
Multi-child	245	31	162	46
Employee	237	35	162	72
Other	154	27	76	37
Have BBS children in their facility	250	87	170	90

\*Number of respondents - Centers: 190; Homes: 344

Other important benefits for parents and providers are the provision of food, services provided at reduced costs, and reimbursements or donations from other organizations (Table 16). Sixty-three percent of homes and 61% of centers receive CACFP reimbursement. Center-based providers take advantage of free or reduced costs for building use (19%), utilities (11%), volunteer work (24%), furniture and equipment (9%), and supplies (8%), while home-based providers have very few of these opportunities (less than 7%).

Providers can also receive reimbursements or donations from other organizations. Fifty percent of centers and 24% of homes participate in STARS. Other reimbursements or donations were paid by government entities, private donations, foundations and other organizations.

**Table 16: Additional Benefits for Providers**

Item	Home		Center	
	n	%	n	%
<i>Receive reimbursements from CACFP</i>	248	63	167	61
Building use	244	4	160	19
Utilities	246	6	160	11
Volunteer work	245	4	163	24
Furniture and equipment	245	2	161	9
Supplies	245	3	159	8
Other	131	1	26	4
<i>Receive reimbursements or donations from . . .</i>				
Montana STARS	254	24	169	50
United Way	249	1	158	4
Religious organization	247	1	158	4
Local, state, or federal government	246	14	163	37
Private or individual donations	248	6	160	34
YMCA/YWCA	246	0	158	5
School district	247	1	159	4
Foundations	245	2	158	15
Other	136	8	38	32

\*Number of respondents - Centers: 190; Homes: 344

### *Child Care Capacity*

#### Characteristics of the Home-and Center-Based Samples

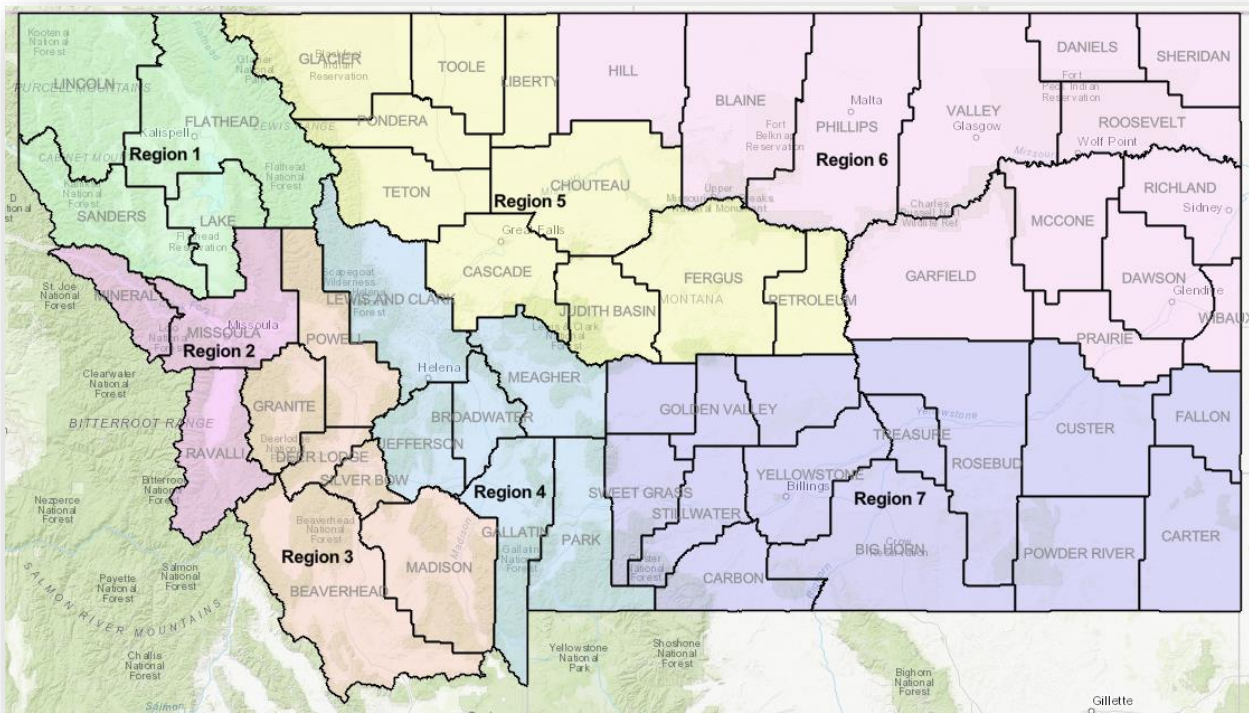
The number of respondents from each region is reported in Table 17. A majority of the respondents are from three regions, South East (Billings), West (Missoula), and South Central (Bozeman) in both the homes and centers samples. The accompanying map (Map 1) shows the counties included in each region.

**Table 17: Number of Respondents by Region**

Region	Home		Centers	
	n	%	n	%
North West, Kalispell (1)	46	13.4	20	10.5
West, Missoula (2)	52	15.1	37	19.5
South West, Butte (3)	36	10.5	12	6.3
South Central, Bozeman (4)	53	15.4	53	27.9
North Central, Great Falls (5)	36	10.5	26	13.7
North East, Great Falls (6)	32	9.3	8	4.2
South East, Billings (7)	89	25.9	34	17.9
<b>TOTAL</b>	<b>344</b>	<b>100.0</b>	<b>190</b>	<b>100.0</b>

\*Number of respondents - Centers: 190; Homes: 344

## Map 1: Child Care CCR&R Regions in Montana



Waiting lists are an important consideration when examining the price of child care because it's an indicator of the demand for services. One would expect that providers with waiting lists for various age groups would charge higher prices than those without waiting lists. Waiting lists in this study must be used with caution because these numbers don't distinguish between children not receiving child care services from those children receiving child care services who want to move to another provider.

Fifty percent of home-based providers and 65% of center-based providers have waiting lists for full-time children (Table 18). Thirty-six percent home-based providers and 41% of center providers had waiting lists for full-time infants. Thirty-three percent home-based providers and 44% of center providers had waiting lists for full-time toddlers. Twenty-eight percent home-based providers and 49% of center providers had waiting lists for full-time preschool children. And, six percent home-based providers and 11% of center providers had waiting lists for full-time school-aged children.

The waiting list for part-time care in homes was substantially lower, where only 18% of homes and 29% of centers have waiting lists for part-time care. Similar patterns exist for all of the age groups, although the percentage of providers with a waiting list for part-time care decreases substantially over the age of 5.



**Table 18: Waiting Lists by Age Group and Part and Full-Time Care**

Age	Home		Centers	
	Full-Time	Part-Time	Full-Time	Part-Time
Infant	36	12	41	13
Toddler	33	13	44	16
Preschool	28	10	49	22
School	6	2	11	6
Age Unknown	3	3	3	1
<b>All Providers</b>	<b>50</b>	<b>18</b>	<b>65</b>	<b>29</b>

\*Number of respondents - Centers: 190; Homes: 344

Over 65% of the home-based providers care for 9 or more children, while over 83% of centers care for more than 25 children (Table 19). Less than 20% of both center- and home-based providers offer drop-in care. And finally, 64% of home-based providers and 46% of center-based providers offer after-school care during the school year. Over 40% of homes and centers offer full- or part-day care for school-aged children during the summer.

**Table 19: Number of Children in Care, Licensed Capacity, and Drop-in Care**

Item	Homes		Centers	
	n	%	n	%
<i>Number of Children</i>				
Less than 5	344	7	190	0
5-8	344	26	190	0
9-16	344	57	190	3
17 - 25	344	9	190	13
26 - 50	344	0	190	43
51 - 75	344	0	190	22
75 or more	344	0	190	19
<i>Do you regularly offer drop-in care?</i>				
Yes	327	17	185	10
<i>Do you offer...</i>				
After-school care during the school year	252	64	167	46
Full-day care for school-age children in summer	252	67	168	57
Part-day care for school-age children in summer	246	59	164	40

\*Number of respondents - Centers: 190; Homes: 344

When evaluating child care capacity, it is important to include the number of available slots, which are slots not currently being occupied by enrolled children. Providers were asked if they had slots available by age group during the month of March. Thirty percent of the home-based providers and 48% of center-based providers had slots available. Less than 20% of home- and center-based providers had slots available for infants or toddlers (Table 20). The highest percentage of available slots was for preschool-aged children with 37% of centers and 21% of homes having available slots. Less than 10% of home- and center-based providers had slots for school-aged children.

**Table 20: Percentage of Providers with Open Child Care Slots by Age**

Age	Homes	Centers
	%	%
Infant (Less than 1 year old)	11	15
Toddler (1 to 2)	13	19
Preschool (3 to 4)	21	37
School (5 +)	7	9
<b>All Ages</b>	<b>30</b>	<b>48</b>

\*Number of respondents - Centers: 190; Homes: 344

Access to child care includes access for all children in need of care, and it is important to ensure that marginalized groups have such access. The percentage of center-based providers who have children with special needs, are homeless, are of low-income, are migrants, speak a language other than English, are cared for by kin, and are in foster care is considerably higher than the percentage of homes-based providers who have children with these characteristics (Table 21). Sixty percent of homes and 86% of centers have children with special needs, and 67% of homes and 84% of centers have children from low-income families.

**Table 21: Characteristics of Children in Care**

Item	Homes	Centers
	%	%
Special needs	60	86
Homeless	7	23
Low-income	67	84
Migrant	2	4
Speaks language other than English	10	29
Caretaker relative	23	54
Foster care	28	55
Other	15	1
No Needs	3	5

Number of respondents - Centers: 182; Homes: 309

Providers were asked a hypothetical question about potential changes to the number of children in their program, specifically, if they would increase or decrease the number of children in their program within each age category. Table 22 below illustrates the number and percentage of home- and center-based providers who would increase and decrease the number of children in each age group. Both homes- and center-based providers reported being more likely to increase toddler (at least 21% of providers) and preschool (at least 25% of providers) enrollment rather than increase infant enrollment (less than 17% of providers). A slightly higher percentage of center-based providers (12% of centers and 9% of homes), reported potentially increasing school-age enrollment. Very few providers reported potentially decreasing enrollment.

**Table 22: Potential Changes to Child Enrollment**

Item	Homes	Centers
	%	%
<i>Changes to infant enrollment.....</i>		
Increase infant enrollment	14	16
Decrease infant enrollment	6	2
<i>Changes to toddler enrollment.....</i>		
Increase toddler enrollment	24	21
Decrease toddler enrollment	4	2
<i>Changes to preschool enrollment.....</i>		
Increase preschool enrollment	27	25
Decrease preschool enrollment	3	4
<i>Changes to school-age enrollment.....</i>		
Increase school-age enrollment	9	12
Decrease school-age enrollment	3	2
<i>Changes to general enrollment.....</i>		
Increase - not specific age	10	4
Decrease - not specific age	2	2

\*Number of respondents - Centers: 158; Homes: 344

### *Operating Schedules*

The average number of hours open during the weekdays (Monday through Friday) is slightly over 10 hours and nearly all homes and centers are open full-time (Table 23). Less than 7% of homes are open on the weekends, but these few homes are open more hours on weekends (over 11 hours). Only 2% of centers are open on the weekends, and they are open for more hours on weekends (over 13 hours).

**Table 23: Percentage of Providers Open on Weekdays and Weekends**

Day	Homes			Centers		
	n	%	hours/day	n	%	hours/day
Monday	323	94	10.3	187	98	9.7
Tuesday	326	95	10.2	187	98	9.7
Wednesday	324	94	10.2	187	98	9.6
Thursday	325	94	10.2	187	98	9.7
Friday	302	88	10.3	180	95	9.7
Saturday	21	6	11.6	4	2	13.1
Sunday	11	3	12.3	0	0	0.0

\*Number of respondents- Centers: 190; Homes: 344

A majority of the home- and center-based providers closed for more than 6 days each year for national, state, and religious holidays (Table 24). Home-based providers were more likely to charge for these holidays than center-based providers (57% of homes and 50% of centers). In addition, over 40% of home-based and 57% of center-based providers closed for more than 6 days each year for personal vacations, summer, or other reasons. Home-based

providers were less likely to charge for these closed days than center-based providers (40% of homes and 50% of centers). About three-fourths of both homes-based and center-based providers charge for absent days.

**Table 24: Days Closed and Charges for Holidays and Personal Time-Off**

Item	Homes		Centers	
	n	%	n	%
<i>Number of days close for holidays</i>				
0 to 3 days	36	11	3	2
4 to 6 days	74	23	25	14
More than 6 days	218	66	157	85
<b>Total</b>	<b>328</b>	<b>100</b>	<b>185</b>	<b>100</b>
<i>Number of days closed for personal reasons</i>				
0 to 3 days	89	27	91	50
4 to 6 days	51	16	17	9
More than 6 days	187	57	75	41
<b>Total</b>	<b>327</b>	<b>100</b>	<b>183</b>	<b>100</b>
<i>Do you typically charge on such holidays?</i>				
Yes	195	57	82	50
<i>Do you typically charge for personal days?</i>				
Yes	138	40	78	50
<i>Do you typically charge for absent days?</i>				
Yes	253	74	118	75

\*Number of respondents - Centers: 190; Homes: 344

### *Business Policies*

Nearly three-quarters of all homes- and centers-based providers offer both full-time and part-time care, and fewer than 6% of providers offer only part-time care (Table 25).

**Table 25: Percentage of Providers Offering Full-time and Part-time Care**

Item	Homes		Centers	
	n	%	n	%
<i>Do you offer full-time and part-time care?</i>				
Full-time and Part-time	243	73	134	72
Part-time only	5	2	9	5
Full-time only	77	23	42	23
Unsure	6	2	0	0
<b>Total Responses</b>	<b>331</b>	<b>100</b>	<b>185</b>	<b>100</b>

\*Number of respondents - Centers: 190; Homes: 344

Defining what constitutes full-time care is important in this study because of the wide range of hours of care across all providers. This study examined three minimums establishing full-time: (1) hours per day; (2) hours per week; and, (3) days per week (Table 26). For those respondents answering the question, the highest percentage of home provider respondents suggests the full-time care is 5 to 6 hours per day, while the highest percentage of center provider respondents suggest that full-time care is 6 to 7 or more hours per day. When considering hours per week, the highest percentage of provider respondents for both homes and centers suggest that full-time care is 26 hours or more per week. And finally, when considering days per week, the highest percentage of both homes and center respondents suggest that full-time care is 1 to 4 days. Although, over 44% of home- and center-based providers reported that full-time care is defined as 5 days or more of care.

**Table 26: Definition of Full-Time Care**

Item	Homes		Centers	
	n	%	n	%
<i>Minimum hours per day</i>				
Less than 5	26	13	19	17
5 only	61	31	20	17
6 only	66	33	35	30
7 or more	47	24	41	36
<b>Total</b>	<b>200</b>	<b>100</b>	<b>115</b>	<b>100</b>
<i>Minimum hour per week</i>				
Less than 20	33	18	19	17
20 to 25	48	26	29	25
26 or more	104	56	67	58
<b>Total</b>	<b>185</b>	<b>100</b>	<b>115</b>	<b>100</b>
<i>Minimum days per week</i>				
0	1	0	7	5
1 to 4	112	52	74	51
5 or more	104	48	65	45
<b>Total</b>	<b>217</b>	<b>100</b>	<b>146</b>	<b>100</b>

\*Number of respondents - Centers: 190; Homes: 344

Homes and centers are distinguished by other characteristics, such as the legal organization of their business (profit or non-profit), affiliations, reimbursements, services provided to them at a reduced cost, participation in Montana STARS to Quality, and accreditations or certifications (Table 27).

Nearly all home-based providers are for-profit businesses, while only 46% of center-based are for-profit businesses (and 49% are non-profit organizations). Very few center-based providers were affiliated with another organization, while no home-based providers were affiliated with another organization.

Less than 6% of home-based child care facilities were associated with churches, community-based organization, Head Start, or other organizations. Less than 20% of centers were associated with churches or religious organizations, community organizations, or private or parochial schools. While 5% of home-based providers were associated with other organizations, 48% of center-based providers had some other associations with other organizations.

Only 24% of the home-based providers were in the STARS to Quality program. About 50% of the center-base providers were in STARS to Quality with a majority of them in level 2 or higher. Over 42% of center-based providers and 50% of home-based providers have achieved a STAR 2 on the Montana STARS to Quality program, which affords them financial incentives.

Less than 4% of home-based providers and more than 7% of center-based providers had any accreditations or certifications. The most widely held certification was with the National Association for the Education of Young Children/For Family Child Care (NAEYC/NAFC).

**Table 27: Other Characteristics of Home and Center-Based Providers**

Item	Homes		Centers	
	n	%	n	%
<i>Are you a profit or non-profit organization?</i>				
Non-profit	14	6	83	49
Profit	209	83	78	46
Unsure	29	12	7	4
<b>Total</b>	<b>252</b>	<b>100</b>	<b>168</b>	<b>100</b>
<i>Your child care center is.....(more than one answer)</i>				
Part of a local or regional chain	-	-	129	5
Part of a national chain	-	-	134	7
Independently owned	-	-	151	76
Other:	-	-	39	79
<i>Is your child care facility associated with . . .</i>				
Church or religious organization	242	2	149	11
Community based organization	242	3	146	18
Early Head Start/Head Start	242	2	148	0
YMCA/YWCA	242	0	12	0
Public school	243	3	146	6
Private or parochial school	240	0	146	10
Military institution	240	0	143	0
Other	128	5	42	48
<i>Number of STARS to Quality . . .</i>				
Not participating	184	76	169	52
Pre-Star	4	2	4	3
1	4	2	6	4
2	24	10	24	15
3	11	5	18	12
4 or more	15	6	23	15
<b>Total (n=58 for homes and n=75 for centers)</b>	<b>242</b>	<b>100</b>	<b>146</b>	<b>100</b>
<i>Do you have any of the following accreditations or certifications?</i>				
National Association for the Education of Youth Children	247	3	156	8
National Association for Family Child Care	244	3	150	0
National Association of Child Care Professionals	243	1	151	0
Montessori Accreditation	242	0	153	0
Other	130	4	21	0



There is variety in the types of fees providers charge, how often fees are charged, when parents pay for care, and the unit of time used in charging for care. Of the providers who charge enrollment fees, the most common frequency for paying fees is once per calendar year, which was reported by 46% of home and center providers (Table 28).

Very few providers charge an activity/supply fee. Of the providers that charge an additional activity or supply fee, the most common frequency for paying fees is once per calendar year. Center-based providers are more likely to charge such a fee.

The most common frequency of tuition rates is monthly, with 52% of homes-based providers and 76% of centers-based providers charging rates on a monthly basis. Just over a third of homes-based providers charge daily rates, and less than a quarter of centers-based providers charge daily rates. The majority of providers, 59% of homes-based providers and 71% of centers-based providers, charge for care before care is provided (Table 27).

**Table 28: Billing Policies**

Item	Homes		Centers	
	n	%	n	%
<b>Frequency of fees</b>				
<i>Enrollment fee:</i>				
Monthly	79	25	71	11
Quarterly	79	0	71	0
Each Semester	79	1	71	0
Each calendar year	79	46	71	46
Each academic year	79	28	71	42
<i>Additional activity/supply fee:</i>				
Monthly	46	30	50	15
Quarterly	46	2	50	2
Each Semester	46	4	50	7
Each calendar year	46	39	50	41
Each academic year	46	24	50	35
<b>Frequency of Rates (more than one)</b>				
Hourly	311	5	154	4
Daily	311	39	154	20
Weekly	311	14	154	5
Monthly	311	52	154	76
Other	311	16	154	13
<b>When rates are charged</b>				
Before care is provided	310	59	153	71
After care is provided	310	26	153	11
Other	310	15	153	18

\*Number of respondents: Centers: 190, Homes: 344

## Business Challenges

In order to ensure that all children have access to quality child care, the state-funded Best Beginnings Child Care Scholarship provides financial assistance to qualifying families for care in licensed and registered child care programs. Providers are able to choose whether to accept children who receive the scholarship and set their own policies around enrollment of such families. Over 94% of both homes- and center-based providers will accept children receiving the Best Beginnings Scholarship, and few providers allocate or limit slots for children receiving the scholarship (Table 29). About one-half of the providers charge the difference between the state rates and their standard rates, and it's hard to be certain whether they choose not to charge the difference or if there is no difference between the two rates.

Providers were asked to identify challenges they experience with the Best Beginnings scholarship program. The most common challenges reported by both homes-and centers-based providers were: reimbursement rates are too low, reported by 53% of homes and 55% of centers; limits on hours that are reimbursed, reported by 45% of homes and 46% of centers; and reimbursements are paid after the services are provided, reported by 44% of homes and centers.

**Table 29: Best Beginnings Scholarship Challenges**

Item	n	Home %	n	Center %
<i>Will you accept families receiving the BBS?</i>				
<i>Does not accept BBS children</i>	250	5	170	3
Accepts BBS but does not allocate specific number of slots	250	78	170	82
Accepts BBS and allocates slots	250	9	170	8
Unsure	250	8	170	7
Charges difference between BBS and standard rates	245	48	164	49
<i>Are any of the following challenges with accepting families receiving BBS? (more than one)</i>				
Reimbursement rates too low	221	53	147	55
Limit on hours reimbursed	221	45	147	46
Attendance tracking is too much work	221	28	147	35
Reimbursement after service provided	221	44	147	44
Poor communication from state	221	22	147	28
No computer or internet	221	3	147	1
No families in area qualify	221	21	147	24
BBS billing doesn't match program billing	221	34	147	33
Challenges receiving parent copay on time or in full	221	32	147	48
Need more information	221	5	147	3
Other	221	32	147	29

\* Number of respondents – Homes: 221 and Centers: 170

Providers were asked to identify barriers that they think make opening a licensed child care program difficult. The most commonly reported barrier was challenges hiring qualified staff, which was selected by over 79% of homes-based providers and by 97% of centers-based providers (Table 30). High start-up costs and challenges meeting training and licensing requirements were also commonly selected barriers.

Providers were also asked to select from a list of possible reasons a provider might choose to close their program. A majority of homes- and centers-based providers selected feelings of burnout, long work hours, low pay, and challenges keeping qualified staff.

**Table 30: Business Challenges**

Item	Homes		Centers	
	n	%	n	%
<i>Barriers that make it difficult to open a licensed program.....(more than one)</i>				
Lack of information	246	19	166	22
Lack of support/guidance	246	30	166	34
High start-up costs	246	53	166	66
Challenges meeting licensing requirements	246	39	166	46
Challenges meeting training requirements	246	44	166	45
Challenges hiring qualified staff	246	79	166	97
<i>Reasons a Provider might choose to close their program....</i>				
Feeling of burnout	251	86	170	88
Long work hours	251	80	170	76
Low pay	251	82	170	93
Challenges filling slots	251	31	170	23
Challenges meeting licensing requirements	251	32	170	36
Challenges keeping qualified staff	251	78	170	99

\* Number of respondents – Homes: 246-251 and Centers: 166-170

Providers were asked to report the maximum staffing ratio they would feel safe implementing in their program (Table 31). Nearly two-thirds of home provider respondents answering the question suggested an infant staffing ratio of 1 to 3 children per provider, while 85% of center provider respondents suggested an infant staffing ratio of 4 to 6 children per provider. Over 60% of home providers suggest a staffing ratio of 6 or less for toddlers, less than 10 for preschool-aged, and less than 13 for school-age children. Over 55% of center providers suggested a staffing ratio of 6 or less for toddlers, and less than 13 for preschool- and school-aged children.

**Table 31: Staffing Ratios**

Age Group	Maximum Staffing Rates					
	n	1 to 3	4 to 6	7 to 9	10 to 12	13 or more
<i>Home:</i>		(percent)				
Infant (up to 12 months)	232	63	33	4	0	
Toddler (1 - 2 years)	242	30	43	23	4	
Preschool (3-5 years)	246	13	24	32	29	2
School (6 years +)	147	9	20	23	37	12
<i>Center:</i>						
Infant (up to 12 months)	95	13	85	1	1	
Toddler (1 - 2 years)	110	4	62	25	9	
Preschool (3-5 years)	138	4	6	41	45	5
School (6 years +)	76	1	3	11	42	43

\* Number of respondents – Homes: 344 and Centers: 190

## Conclusions and Limitations

The child care study utilized a revised version of home- and center-based questionnaires developed and validated by the Child and Family Research Institute at the University of Texas to describe market rates charged by child care providers in Montana. The data collection was completed by the HELPS Lab at Montana State University and the analysis was completed by George Haynes, Ph.D. and Lisa Curry, M.S. in the Department of Agricultural Economics and JG Research, respectively. Seventy-five percent of center-based (190 observations) and 53% of home-based (344 observations) providers completed the questionnaires for an overall response rate of 59%.

The market rate study for 2023 utilized four primary methods to assess changes in child care rates from the previous study in 2020 in the seven regions of Montana. The first method utilized survey collected full- and part-time “advertised rate” information for four age groups (infant, toddler, preschool, and school-aged) and these “advertised rates” were supplemented by information from the Child Care Under the Big Sky (CCUBS) “advertised daily rates” for full and half-days, and hourly and daily rates imputed from monthly and weekly data supplied by these providers in the survey. This supplemented database enabled a more complete assessment of the seven regions in Montana and is the primary method employed to recommend statewide and regional rates. The unit of observation for this method was the provider.

The second method collected full and part-time “advertised rate” information for four age groups (infant, toddler, preschool, and school-aged). This method reports only the result from the original survey without any supplemental information, such as the CCUBS data, or imputations. The unit of observation for this method is the provider.

The third method collected child level market rate information, which was reported by family and group providers for each child in their facility. The unit of observation for this method was the child.

In addition, a fourth method was employed to assess the changes in child care rates between March 2023, when the original survey data was collected, and October 2023, when ARPA Child Care Stabilization (ACCS) grants were no longer paid to child care providers. With the ACCS unavailable, it was anticipated that child care rates paid by parents would increase. This survey only asked respondents to report their current rates for infants (0-1), toddlers (1-3), preschool (3-5) and school-aged (6+). Using a list of all child care providers in Montana, the respondents were classified by the type of facility (family home, family group, or center). This survey had 468 respondents with the unit of observation being the provider.

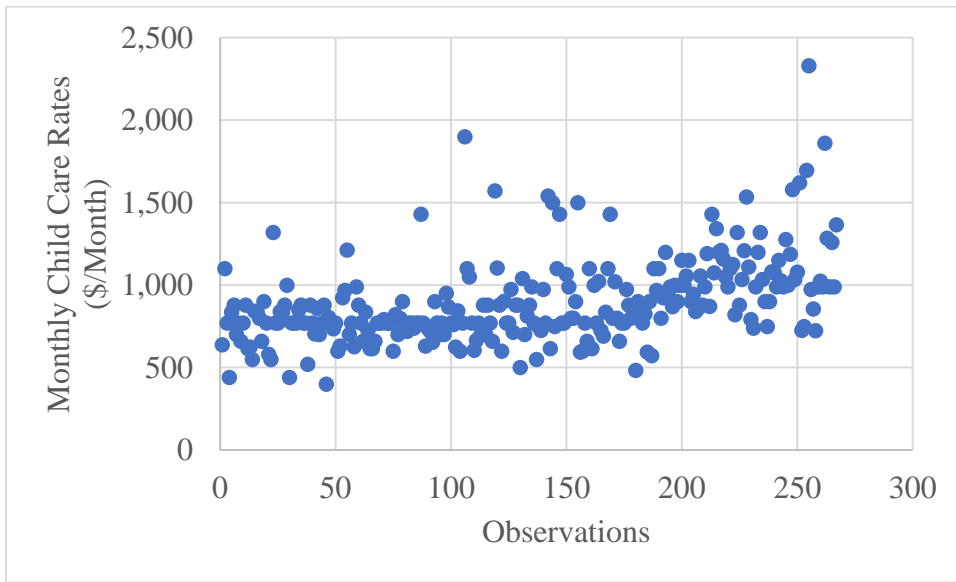
### *Advertised Rates*

Monthly and Daily rates were reported by substantially more child care providers than weekly or hourly rates; although these conclusions will discuss hourly, daily, weekly, and monthly estimates. When comparing child care rates using Methods 1 and 2, there are no statistically significant differences between child care rates in the two databases. When comparing child care rates between Methods 1 and 3 only three child care rates (family toddler; group toddler, and family preschool) were significantly different. This assessment suggests that Method 1 results are very similar to Methods 2 and 3 results.

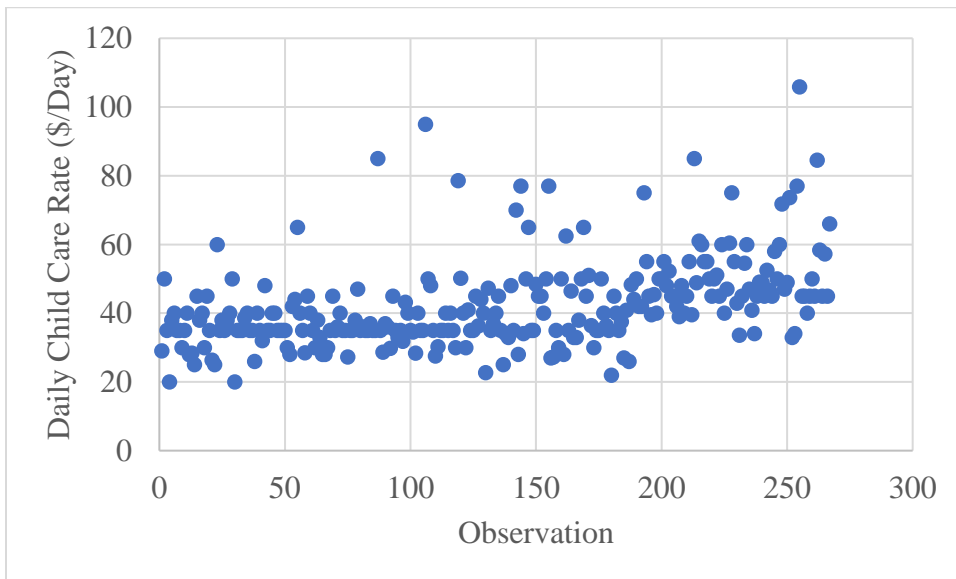
Method 4 data was collected to determine if child care market rates increased between March and October 2023. Mean infant rates increased by 8.8%; mean toddler rates increased by 7.6%; mean preschool rates increased by 5.9%; and mean school rates increased by 6.2%. Even though child care rates appeared to increase, there were only significant differences for infant family and infant group rates. This assessment suggests that only selected child care rates for infants increased between March and October 2023.

Even though child care rates are reported by the DPHHS, providers set their rates based on their local condition; hence, there is substantial variance in the rates. For instance, monthly rates vary between less than \$500 to over \$2,000 per month and daily rates vary between less than \$20 to over \$100 per day. Charts 1 and 2 are scatterplots of the monthly and daily rate information using Method 1.

**Chart 1: Monthly Rates**



**Chart 2: Daily Rates**



## Child Care Rates, 2020 and 2023 Differences

Previous analyses of child care rates in Montana have suggested that statewide rates based on the 75th percentile estimates were appropriate because no statistically significant differences existed between geographic regions; however, in this study, Regions 1, 2, and 4 rates were significantly higher than other regions for group and center providers. Table 32 reports the statewide daily and monthly rates for Method 1 using 75th percentile rates in 2020 and 2023 (March).

Assessing child care rate changes from 2020 to 2023 requires examining two comparisons: (1) 2020 state rates and 2023 March rates (Table 32) and (2) 2020 state rates and 2023 October rates (Table 33).

Table 32 compares the 2020 state rates with 2023 (March) rates recommended in this study. The most substantial increases will be for group home providers, who would see their daily rates increase by 21% to 29%, and monthly rates increase by 17% to 26%. Family and center providers would realize somewhat smaller, but substantial increases. Daily rates for center providers will increase by 19% to 25% and monthly rates will increase by 13% to 26%. Daily rates for family providers will increase by 0% to 14% and monthly rates will increase by 6% to 19%.

**Table 32: Comparison of Statewide Child Care Rates for Montana, 75th Percentile, 2020 and March 2023 Child Care Rates**

Facility and Age	2020 State Rates		2023 (March) Rates		Percent Changes	
	Daily	Monthly	Daily	Monthly	Daily	Monthly
<b>Family Home</b>						
Infant (less than 1 year)	35	775	40	836	14	8
Toddler (1 to 2 years)	35	770	40	814	14	6
Preschool (3 to 5 years)	35	700	36	836	3	19
School (6 years +)	35	700	35	770	0	10
<b>Group Home</b>						
Infant (less than 1 year)	35	730	45	900	29	23
Toddler (1 to 2 years)	35	730	45	886	29	21
Preschool (3 to 5 years)	33	700	43	880	29	26
School (6 years +)	33	700	40	820	21	17
<b>Center</b>						
Infant (less than 1 year)	45	975	55	1,188	22	22
Toddler (1 to 2 years)	45	915	54	1,150	19	26
Preschool (3 to 5 years)	40	865	50	1,056	25	22
School (6 years +)	40	860	48	975	19	13

The number of respondents was similar for the March (534) and October (468) samples. While the March database provided extensive information about provider's business and children in their care and the database was supplemented by information from the Child Care Under the Big Sky (CCUBS) "advertised daily rates" and daily rates were imputed from monthly and weekly data supplied by providers. The October respondents were only asked to report their

advertised child care rates and this database was not supplemented by CCUBS rates or any imputations. When comparing the March and October 2023 child care rate estimates, the October 2023 rates were higher, but not statistically different, than the March estimates. An alternative to the March 2023 state rates proposed in Table A would be to use the more current, October 2023, results for setting state rates.

If statewide 75<sup>th</sup> percentile rates for October 2023 are used to set Best Beginnings Child Care Scholarship reimbursements based on 75<sup>th</sup> percentile rates, all rates will increase from their 2020 level (Table 33). The most substantial increases will be for group home providers, who would see their daily rates increase by 36% to 38%, and monthly rates increase by 26% to 37%. Center and family providers would realize somewhat smaller, but substantial increases. Daily rates for center providers will increase by 25% to 38% and monthly rates will increase by 28% to 43%. Daily rates for family providers will increase by 14% to 29% and monthly rates will increase by 16% to 29%.

**Table 33: Comparison of Statewide Child Care Rates for Montana, 75th Percentile, 2020 Adjusted for Inflation and October Child Care Rates 2023**

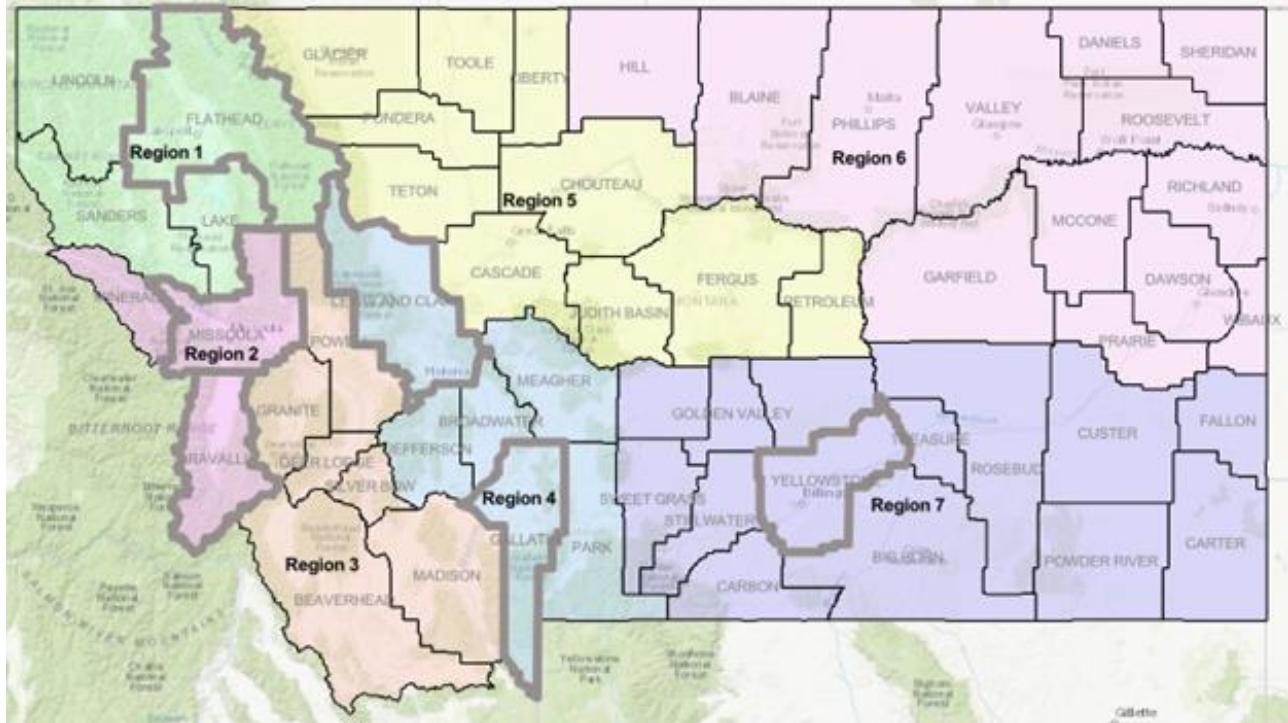
Facility and Age	2020 State Rates		2023 (October) Rates		Percent Changes	
	Daily	Monthly	Daily	Hourly	Daily	Monthly
<i>Family Home</i>						
Infant (less than 1 year)	35	775	45	900	29	16
Toddler (1 to 2 years)	35	770	45	900	29	17
Preschool (3 to 5 years)	35	700	40	880	14	26
School (6 years +)	35	700	40	900	14	29
<i>Group Home</i>						
Infant (less than 1 year)	35	730	48	1,000	38	37
Toddler (1 to 2 years)	35	730	48	1,000	38	37
Preschool (3 to 5 years)	33	700	45	936	36	34
School (6 years +)	33	700	45	880	36	26
<i>Center</i>						
Infant (less than 1 year)	45	975	59	1,318	31	35
Toddler (1 to 2 years)	45	915	57	1,310	27	43
Preschool (3 to 5 years)	40	865	55	1,200	38	39
School (6 years +)	40	860	50	1,100	25	28

*Regional Child Care Rate Differences*

The regression analysis supports having somewhat higher child care rates for high growth counties, which included Flathead, Gallatin, Lewis and Clark, Missoula, Ravalli, and Yellowstone. These high growth counties had population increases of 2,000 people or more from 2000 to 2022 (see Map 2).



**Map 2: High Growth Counties in CCR&R Regions in Montana**



The state rates should be the minimal rates available to all providers; however, some premium (additional funding) could be considered for selected high growth counties. Given that the percentage difference between the state rate estimates and high growth county estimates ranges between 5 to 34%; a premium of 15% could be offered to providers located in high growth counties. The rates are reported in Table 34, which compares the proposed state rates using March 2023 rates and proposed rates with a 15% premium paid to providers in the high growth counties. If the October 2023 rates were used to set the state rates, then the proposed rates with a 15% premium would be increased to the rates reported in Table 35.

**Table 34: Proposed Statewide and Regional Child Care Rates 75<sup>th</sup> Percentile using March Survey**

Facility and Age	2023 March Rates		County Premium	
	Daily	Monthly	Daily	Monthly
<i>Family Home</i>				
Infant (less than 1 year)	40	836	46	961
Toddler (1 to 2 years)	40	814	46	936
Preschool (3 to 5 years)	36	836	41	961
School (6 years +)	35	770	40	886
<i>Group Home</i>				
Infant (less than 1 year)	45	900	52	1,035
Toddler (1 to 2 years)	45	886	52	1,019
Preschool (3 to 5 years)	43	880	49	1,012
School (6 years +)	40	820	46	943
<i>Center</i>				
Infant (less than 1 year)	55	1,188	63	1,366
Toddler (1 to 2 years)	54	1,150	62	1,323
Preschool (3 to 5 years)	50	1,056	58	1,214
School (6 years +)	48	975	55	1,121

**Table 35: Proposed Statewide and Regional Child Care Rates 75<sup>th</sup> Percentile using October Survey**

Facility and Age	2023 October Rates		County Premium	
	Daily	Monthly	Daily	Monthly
<i>Family Home</i>				
Infant (less than 1 year)	45	900	52	1,035
Toddler (1 to 2 years)	45	900	52	1,035
Preschool (3 to 5 years)	40	880	46	1,012
School (6 years +)	40	900	46	1,035
<i>Group Home</i>				
Infant (less than 1 year)	48	1,000	56	1,150
Toddler (1 to 2 years)	48	1,000	56	1,150
Preschool (3 to 5 years)	45	936	52	1,076
School (6 years +)	45	880	52	1,012
<i>Center</i>				
Infant (less than 1 year)	59	1,318	68	1,516
Toddler (1 to 2 years)	57	1,310	66	1,507
Preschool (3 to 5 years)	55	1,200	63	1,380
School (6 years +)	50	1,100	58	1,265

Other statistical analyses were performed to assess differences in rural and urban communities, high- and low-income counties, and quality of care (measured by participation in STARS to Quality). The urban communities were Billings, Bozeman, Helena, Kalispell, Missoula, Great Falls, and Butte. The high growth counties were Flathead, Gallatin, Lewis and Clark, Missoula, Ravalli, and Yellowstone. The high growth counties were Flathead, Gallatin, Lewis and Clark, Missoula, Ravalli, and Yellowstone. The high-growth counties had increased their population by at least 2,000 people between 2020 and 2022 (U.S. Census Bureau,

Population Division). The high-income counties were Jefferson, Gallatin, Stillwater, Valley, Yellowstone, Richland, Lewis and Clark, and Madison. These counties had average annual median household income above \$70,000 in 2022 (Small Area Income and Poverty Estimates, 2022).

Using regression analyses, providers in urban communities had similar monthly and daily rates for children in rural communities. Higher income counties had higher daily and monthly child care rates for center providers for infants, toddler, and preschool aged children. And finally, group STARS providers had significantly higher daily child care rates than non-STARS providers for infant, toddlers, and preschool children. These differences in market rates across urban and rural counties, and high- and low-growth and income communities, and STARS providers warrant further review.

### *Billing Policies*

The majority of providers (59% of homes and 71% of centers) charge families for services before care is provided, and a majority of providers (87% of homes and 90% of centers) accept children who receive the Best Beginnings scholarship. These findings are important when considering any potential changes to state reimbursement policies, since the predominant billing practice reported by providers differs from current state policy. In addition, 44% of home-based and center-based providers reported that reimbursements being paid after care is provided is a challenge with accepting Best Beginnings recipients, as are low state reimbursement rates (53% of homes and 55% of centers) and limitations on hours covered (45% of homes and 46% of centers).

### *Challenges*

When asked what challenges might make it hard for new programs to open, providers reported: challenges hiring staff (79% of homes and 97% of centers), meeting training requirements (44% of homes and 45% of centers), and high startup costs (53% of homes and 66% of centers). When asked what challenges might lead to providers closing their programs, over three-fourths (75%) of providers reported: feelings of burnout, long work hours, low pay, and challenges keeping qualified staff. Further analysis is needed to more completely explore these challenges to understand what is limiting the supply of child care workers in Montana.

In addition, this study offered providers an opportunity to share what they believe are challenges with the Best Beginning scholarship program and with opening and operating a child care business. The majority of providers accept children receiving the Best Beginnings child care scholarship, and fewer than 10% allocate or limit slots for scholarship recipients.

### *Limitations*

This study utilized four different methods to report child care market rate information. The original market rate survey provided the basis for three methods with an additional survey initiated in October which provided updated child care rate information. The original market rate survey was supplemented by CCUBS rate information and imputations based on provider data. For instance, if the provider reported monthly but not daily child care rates, the monthly rate was divided by 22 days to replace the missing daily rate. Imputation strategies often are not useful;

however, this methodology enabled additional data to be available for reporting child care rates at the regional level.

Child care rate information for individual children was based on monthly data only. Monthly data needed to be revised to address the number of hours each week that the child used the facility. In addition, a similar imputation strategy was employed to convert monthly data into hourly, daily, and weekly estimates. When monthly data is used, it would be important for the provider to indicate whether the monthly payment varied by the number of hours in the facility.

Market rate information supplied by the providers is “advertised rates,” which has been used in previous Montana studies. While collecting market rate information from parents and guardians would be expensive, it would allow reporting of “actual rates,” based on payments by the parents and guardians, rather than “advertised rates,” which may or may not be what parents actually pay.

And finally, 59% of the child care providers completed the March questionnaire and 57% completed the October (post card) questionnaire, which is up from the 55% response rate achieved in the 2020 study. When comparing the response rates between 2020 and 2023, it is important to consider the challenges being experienced by child care providers as a result of the COVID-19 pandemic.

Appendix A  
Tables A1.0 – A1.7 (Method 1 - Imputed Survey, Full-Time)

**Table A1.0: Child care market rates for Montana, family and group homes and centers**

<b>Infants ( 0 – 1)</b>																
<b>MONTHLY</b>					<b>WEEKLY</b>				<b>DAILY</b>				<b>HOURLY</b>			
<i>Family</i>																
	<b>Mean</b>	<b>50<sup>th</sup></b>	<b>60<sup>th</sup></b>	<b>75<sup>th</sup></b>	<b>Mean</b>	<b>50<sup>th</sup></b>	<b>60<sup>th</sup></b>	<b>75<sup>th</sup></b>	<b>Mean</b>	<b>50<sup>th</sup></b>	<b>60<sup>th</sup></b>	<b>75<sup>th</sup></b>	<b>Mean</b>	<b>50<sup>th</sup></b>	<b>60<sup>th</sup></b>	<b>75<sup>th</sup></b>
	<b>760.49</b>	<b>770.00</b>	<b>770.00</b>	<b>836.00</b>	<b>175.29</b>	<b>175.00</b>	<b>175.00</b>	<b>200.00</b>	<b>35.51</b>	<b>35.00</b>	<b>35.00</b>	<b>40.00</b>	<b>5.13</b>	<b>5.00</b>	<b>5.33</b>	<b>5.83</b>
c.i. lower	726.39	750.00	770.00	800.00	167.22	175.00	5.83	181.82	34.04	35.00	35.00	36.36	4.86	4.67	4.96	5.33
c.i. upper	794.60	770.00	814.00	880.00	183.36	180.00	190.00	200.00	36.99	36.00	38.00	40.00	5.41	5.33	5.83	6.50
n	67				69				73				73			
<i>Group</i>																
	<b>848.34</b>	<b>770.00</b>	<b>825.00</b>	<b>900.00</b>	<b>200.06</b>	<b>175.00</b>	<b>193.18</b>	<b>221.59</b>	<b>40.87</b>	<b>36.00</b>	<b>40.00</b>	<b>45.00</b>	<b>6.06</b>	<b>5.33</b>	<b>5.83</b>	<b>6.67</b>
c.i. lower	804.93	770.00	770.00	880.00	189.06	175.00	6.67	200.00	38.72	35.00	36.35	41.00	5.66	5.00	5.47	6.17
c.i. upper	891.74	825.00	880.00	990.00	211.06	193.18	200.00	250.00	43.01	40.00	42.00	50.00	6.46	5.83	6.25	7.50
n	118				122				134				134			
<i>Center</i>																
c.i. lower	<b>1076.56</b>	<b>1025.50</b>	<b>1075.00</b>	<b>1188.00</b>	<b>249.98</b>	<b>235.00</b>	<b>245.46</b>	<b>275.00</b>	<b>50.03</b>	<b>48.00</b>	<b>50.00</b>	<b>55.00</b>	<b>7.22</b>	<b>7.00</b>	<b>7.50</b>	<b>8.33</b>
c.i. upper	1018.34	990.00	1000.00	1100.00	236.96	225.00	8.33	250.00	47.61	45.00	48.00	50.00	6.84	6.50	7.00	8.00
n	1134.79	1078.00	1150.00	1276.00	263.01	250.00	261.36	300.00	52.45	50.00	51.14	58.41	7.59	7.50	8.06	8.75
	82				86				97				97			
<b>Toddler (1 to 3 years old)</b>																
<b>MONTHLY</b>					<b>WEEKLY</b>				<b>DAILY</b>				<b>HOURLY</b>			
<i>Family</i>																
	<b>Mean</b>	<b>50<sup>th</sup></b>	<b>60<sup>th</sup></b>	<b>75<sup>th</sup></b>	<b>Mean</b>	<b>50<sup>th</sup></b>	<b>60<sup>th</sup></b>	<b>75<sup>th</sup></b>	<b>Mean</b>	<b>50<sup>th</sup></b>	<b>60<sup>th</sup></b>	<b>75<sup>th</sup></b>	<b>Mean</b>	<b>50<sup>th</sup></b>	<b>60<sup>th</sup></b>	<b>75<sup>th</sup></b>
	<b>745.17</b>	<b>770.00</b>	<b>770.00</b>	<b>814.00</b>	<b>172.45</b>	<b>175.00</b>	<b>175.00</b>	<b>200.00</b>	<b>34.71</b>	<b>35.00</b>	<b>35.00</b>	<b>40.00</b>	<b>5.06</b>	<b>4.95</b>	<b>5.33</b>	<b>5.83</b>
c.i. lower	714.23	720.00	770.00	770.00	164.24	170.46	5.83	180.00	33.14	33.00	35.00	35.00	4.77	4.67	4.93	5.33
c.i. upper	776.11	770.00	800.00	880.00	180.66	175.00	186.36	200.00	36.28	35.00	37.00	40.00	5.34	5.33	5.60	6.50
n	74				76				79				78			
<i>Group</i>																
	<b>837.74</b>	<b>770.00</b>	<b>836.00</b>	<b>886.25</b>	<b>198.98</b>	<b>175.00</b>	<b>190.46</b>	<b>220.00</b>	<b>40.36</b>	<b>36.00</b>	<b>38.64</b>	<b>45.00</b>	<b>6.02</b>	<b>5.33</b>	<b>5.83</b>	<b>6.67</b>
c.i. lower	798.33	770.00	770.00	860.00	189.47	175.00	6.67	200.00	38.45	35.00	36.36	40.00	5.63	5.00	5.33	6.00
c.i. upper	877.15	805.00	866.66	990.00	208.49	190.00	200.00	240.00	42.28	38.00	40.00	50.00	6.41	5.83	6.17	7.50
n	132				135				141				138			
<i>Center</i>																
	<b>1039.59</b>	<b>1000.00</b>	<b>1050.00</b>	<b>1150.00</b>	<b>241.55</b>	<b>227.27</b>	<b>240.91</b>	<b>265.00</b>	<b>48.82</b>	<b>45.45</b>	<b>50.00</b>	<b>53.77</b>	<b>7.05</b>	<b>6.97</b>	<b>7.47</b>	<b>8.33</b>
c.i. lower	991.21	980.00	1000.00	1078.00	230.65	225.00	8.33	250.00	46.61	45.00	45.45	50.00	6.71	6.50	6.97	7.60
c.i. upper	1087.98	1050.00	1100.00	1220.00	252.45	240.91	250.00	285.00	51.02	50.00	51.14	56.00	7.40	7.47	7.79	8.62
n	104				109				112				109			

**Table A1.0: Child care market rates for Montana, family and group homes and centers (continued)**

<b>Preschool (3 to 6 years old)</b>																
<b>MONTHLY</b>					<b>WEEKLY</b>				<b>DAILY</b>				<b>HOURLY</b>			
<i>Family</i>																
	<b>Mean</b>	<b>50<sup>th</sup></b>	<b>60<sup>th</sup></b>	<b>75<sup>th</sup></b>	<b>Mean</b>	<b>50<sup>th</sup></b>	<b>60<sup>th</sup></b>	<b>75<sup>th</sup></b>	<b>Mean</b>	<b>50<sup>th</sup></b>	<b>60<sup>th</sup></b>	<b>75<sup>th</sup></b>	<b>Mean</b>	<b>50<sup>th</sup></b>	<b>60<sup>th</sup></b>	<b>75<sup>th</sup></b>
	<b>767.66</b>	<b>770.00</b>	<b>770.00</b>	<b>836.00</b>	<b>168.78</b>	<b>175.00</b>	<b>175.00</b>	<b>181.82</b>	<b>34.09</b>	<b>35.00</b>	<b>35.00</b>	<b>36.00</b>	<b>4.93</b>	<b>4.67</b>	<b>5.00</b>	<b>5.83</b>
c.i. lower	735.17	770.00	770.00	800.00	160.11	160.00	5.83	175.00	32.30	32.00	35.00	35.00	4.64	4.67	4.67	5.00
c.i. upper	800.15	770.00	820.00	880.00	177.44	175.00	175.00	200.00	35.87	35.00	35.00	40.00	5.21	5.00	5.33	6.50
n	67				79				82				79			
<i>Group</i>																
	<b>846.61</b>	<b>770.00</b>	<b>825.00</b>	<b>880.00</b>	<b>194.37</b>	<b>175.00</b>	<b>190.00</b>	<b>212.73</b>	<b>39.11</b>	<b>35.00</b>	<b>38.00</b>	<b>42.58</b>	<b>5.89</b>	<b>5.25</b>	<b>5.76</b>	<b>6.55</b>
c.i. lower	802.97	770.00	770.00	866.66	185.49	175.00	6.55	200.00	37.31	35.00	36.00	40.00	5.50	5.00	5.33	6.00
c.i. upper	890.26	805.00	880.00	990.00	203.25	190.00	200.00	233.00	40.91	38.00	40.00	45.00	6.28	5.68	6.00	7.25
n	117				142				144				139			
<i>Center</i>																
	<b>932.17</b>	<b>900.00</b>	<b>946.00</b>	<b>1056.00</b>	<b>218.12</b>	<b>207.96</b>	<b>219.09</b>	<b>250.00</b>	<b>44.23</b>	<b>42.52</b>	<b>45.00</b>	<b>50.00</b>	<b>6.59</b>	<b>6.56</b>	<b>7.07</b>	<b>7.86</b>
c.i. lower	893.59	880.00	900.00	986.00	209.22	200.00	7.86	226.14	42.42	40.91	43.18	45.23	6.26	6.00	6.67	7.50
c.i. upper	970.75	935.00	990.00	1115.00	227.02	215.91	235.00	260.68	46.03	45.00	47.00	52.27	6.93	7.07	7.50	8.33
n	119				125				128				116			
<b>School (6 years old or older)</b>																
<b>MONTHLY</b>					<b>WEEKLY</b>				<b>DAILY</b>				<b>HOURLY</b>			
<i>Family</i>																
	<b>Mean</b>	<b>50<sup>th</sup></b>	<b>60<sup>th</sup></b>	<b>75<sup>th</sup></b>	<b>Mean</b>	<b>50<sup>th</sup></b>	<b>60<sup>th</sup></b>	<b>75<sup>th</sup></b>	<b>Mean</b>	<b>50<sup>th</sup></b>	<b>60<sup>th</sup></b>	<b>75<sup>th</sup></b>	<b>Mean</b>	<b>50<sup>th</sup></b>	<b>60<sup>th</sup></b>	<b>75<sup>th</sup></b>
	<b>696.76</b>	<b>680.00</b>	<b>770.00</b>	<b>770.00</b>	<b>159.85</b>	<b>154.55</b>	<b>175.00</b>	<b>175.00</b>	<b>32.45</b>	<b>32.00</b>	<b>35.00</b>	<b>35.00</b>	<b>4.91</b>	<b>4.67</b>	<b>5.00</b>	<b>5.83</b>
c.i. lower	654.03	660.00	660.00	770.00	149.91	150.00	5.83	175.00	30.58	30.00	30.00	35.00	4.52	4.67	4.67	5.00
c.i. upper	739.48	770.00	770.00	880.00	169.79	175.00	175.00	200.00	34.32	35.00	35.00	40.00	5.29	5.00	5.33	6.50
n	52				54				59				59			
<i>Group</i>																
	<b>724.68</b>	<b>730.50</b>	<b>770.00</b>	<b>820.00</b>	<b>174.82</b>	<b>175.00</b>	<b>175.00</b>	<b>200.00</b>	<b>34.86</b>	<b>35.00</b>	<b>35.00</b>	<b>40.00</b>	<b>5.51</b>	<b>5.03</b>	<b>5.50</b>	<b>6.17</b>
c.i. lower	682.54	700.00	735.00	770.00	163.69	165.00	6.17	181.82	32.80	33.00	35.00	36.36	5.12	4.67	5.07	6.00
c.i. upper	766.82	770.00	792.00	924.00	185.95	175.00	186.00	225.00	36.92	35.00	36.36	44.00	5.90	5.50	6.00	7.00
n	110				118				122				122			
<i>Center</i>																
	<b>820.38</b>	<b>825.00</b>	<b>880.00</b>	<b>975.00</b>	<b>193.46</b>	<b>200.00</b>	<b>210.00</b>	<b>240.00</b>	<b>39.77</b>	<b>40.00</b>	<b>43.00</b>	<b>47.50</b>	<b>5.92</b>	<b>6.29</b>	<b>6.67</b>	<b>7.33</b>
c.i. lower	758.85	770.00	800.00	924.00	179.13	180.00	7.33	215.00	37.07	37.50	40.00	45.00	5.49	5.50	6.00	6.67
c.i. upper	881.90	900.00	950.00	1060.00	207.79	210.23	225.00	256.00	42.46	43.00	45.00	51.20	6.35	6.67	6.67	7.86
n	70				74				84				84			

**Table A1.1: Child care market rates for region 1, family and group homes and centers**

<b>Infants ( 0 – 1)</b>																
<b>MONTHLY</b>					<b>WEEKLY</b>				<b>DAILY</b>				<b>HOURLY</b>			
<i>Family</i>																
	<b>Mean</b>	<b>50<sup>th</sup></b>	<b>60<sup>th</sup></b>	<b>75<sup>th</sup></b>	<b>Mean</b>	<b>50<sup>th</sup></b>	<b>60<sup>th</sup></b>	<b>75<sup>th</sup></b>	<b>Mean</b>	<b>50<sup>th</sup></b>	<b>60<sup>th</sup></b>	<b>75<sup>th</sup></b>	<b>Mean</b>	<b>50<sup>th</sup></b>	<b>60<sup>th</sup></b>	<b>75<sup>th</sup></b>
	<b>791.56</b>	<b>836.00</b>	<b>836.00</b>	<b>841.50</b>	<b>185.42</b>	<b>190.00</b>	<b>190.00</b>	<b>200.00</b>	<b>37.08</b>	<b>38.00</b>	<b>38.00</b>	<b>40.00</b>	<b>5.41</b>	<b>5.00</b>	<b>5.33</b>	<b>6.00</b>
c.i. lower	670.26	654.50	700.00	836.00	156.26	148.75	6.00	190.00	31.25	29.75	33.00	38.00	4.28	4.00	4.40	5.00
c.i. upper	912.86	880.00	1100.00	1100.00	214.58	225.00	250.00	250.00	42.92	45.00	50.00	50.00	6.54	7.00	8.33	8.33
n	9				9				9				9			
<i>Group</i>																
	<b>1062.21</b>	<b>975.00</b>	<b>1100.00</b>	<b>1320.00</b>	<b>242.15</b>	<b>230.80</b>	<b>250.00</b>	<b>312.50</b>	<b>49.63</b>	<b>49.00</b>	<b>50.00</b>	<b>60.00</b>	<b>7.91</b>	<b>7.10</b>	<b>8.00</b>	<b>9.17</b>
c.i. lower	927.13	798.00	860.00	975.00	210.94	190.00	9.17	250.00	43.33	38.00	44.00	50.00	6.26	5.50	6.40	7.50
c.i. upper	1197.29	1320.00	1430.00	1500.00	273.37	300.00	325.00	350.00	55.93	60.00	65.00	77.00	9.56	9.17	10.00	12.83
n	19				20				22				22			
<i>Center</i>																
	<b>1156.50</b>	<b>1147.00</b>	<b>1260.00</b>	<b>1301.00</b>	<b>262.84</b>	<b>260.68</b>	<b>286.36</b>	<b>295.68</b>	<b>49.70</b>	<b>50.00</b>	<b>50.12</b>	<b>57.27</b>	<b>7.19</b>	<b>7.64</b>	<b>8.13</b>	<b>8.33</b>
c.i. lower	884.20	990.00	990.00	1034.00	200.96	225.00	8.33	235.00	42.50	37.50	45.00	47.00	5.76	4.09	6.25	7.50
c.i. upper	1428.80	1342.00	1342.00	1342.00	324.73	305.00	305.00	305.00	56.90	61.00	61.00	61.00	8.61	8.35	8.35	8.35
n	4				4				7				7			
<b>Toddler (1 – 3 years old)</b>																
<b>MONTHLY</b>					<b>WEEKLY</b>				<b>DAILY</b>				<b>HOURLY</b>			
<i>Family</i>																
	<b>Mean</b>	<b>50<sup>th</sup></b>	<b>60<sup>th</sup></b>	<b>75<sup>th</sup></b>	<b>Mean</b>	<b>50<sup>th</sup></b>	<b>60<sup>th</sup></b>	<b>75<sup>th</sup></b>	<b>Mean</b>	<b>50<sup>th</sup></b>	<b>60<sup>th</sup></b>	<b>75<sup>th</sup></b>	<b>Mean</b>	<b>50<sup>th</sup></b>	<b>60<sup>th</sup></b>	<b>75<sup>th</sup></b>
	<b>753.00</b>	<b>748.00</b>	<b>770.00</b>	<b>841.50</b>	<b>175.88</b>	<b>170.00</b>	<b>175.00</b>	<b>200.00</b>	<b>35.18</b>	<b>34.00</b>	<b>35.00</b>	<b>40.00</b>	<b>5.20</b>	<b>4.70</b>	<b>5.17</b>	<b>6.00</b>
c.i. lower	636.66	600.00	654.50	726.00	147.86	148.75	6.00	165.00	29.57	29.75	30.00	33.00	4.13	4.00	4.00	4.40
c.i. upper	869.34	880.00	1100.00	1100.00	203.89	225.00	250.00	250.00	40.78	45.00	50.00	50.00	6.28	7.00	8.33	8.33
n	10				10				10				10			
<i>Group</i>																
	<b>1021.73</b>	<b>971.50</b>	<b>1100.00</b>	<b>1213.00</b>	<b>235.57</b>	<b>221.59</b>	<b>250.00</b>	<b>300.00</b>	<b>48.54</b>	<b>46.50</b>	<b>50.00</b>	<b>57.50</b>	<b>7.76</b>	<b>6.69</b>	<b>7.50</b>	<b>9.17</b>
c.i. lower	895.38	770.00	860.00	1000.00	207.06	175.00	9.17	240.00	42.60	38.00	40.00	50.00	6.15	5.07	6.40	7.50
c.i. upper	1148.07	1213.00	1320.00	1500.00	264.07	250.91	325.00	340.91	54.48	55.00	60.00	77.00	9.36	8.33	10.83	12.83
n	22				23				24				23			
<i>Center</i>																
	<b>1081.63</b>	<b>1094.50</b>	<b>1155.00</b>	<b>1252.00</b>	<b>249.52</b>	<b>248.75</b>	<b>262.50</b>	<b>284.55</b>	<b>48.68</b>	<b>48.56</b>	<b>51.31</b>	<b>56.82</b>	<b>6.97</b>	<b>7.50</b>	<b>7.58</b>	<b>7.60</b>
c.i. lower	923.03	900.00	900.00	1034.00	208.67	204.55	7.60	235.00	41.91	37.50	40.91	47.00	5.99	5.45	6.25	7.50
c.i. upper	1240.22	1300.00	1300.00	1300.00	290.36	325.00	325.00	325.00	55.46	57.00	65.00	65.00	7.95	8.33	8.35	8.35
n	8				8				10				9			



**Table A1.1: Child care market rates for region 1, family and group homes and centers (continued)**

<b>Preschool (3 to 6 years old)</b>																
<b>MONTHLY</b>					<b>WEEKLY</b>				<b>DAILY</b>				<b>HOURLY</b>			
<i>Family</i>																
	<b>Mean</b>	<b>50<sup>th</sup></b>	<b>60<sup>th</sup></b>	<b>75<sup>th</sup></b>	<b>Mean</b>	<b>50<sup>th</sup></b>	<b>60<sup>th</sup></b>	<b>75<sup>th</sup></b>	<b>Mean</b>	<b>50<sup>th</sup></b>	<b>60<sup>th</sup></b>	<b>75<sup>th</sup></b>	<b>Mean</b>	<b>50<sup>th</sup></b>	<b>60<sup>th</sup></b>	<b>75<sup>th</sup></b>
	<b>791.56</b>	<b>836.00</b>	<b>836.00</b>	<b>841.50</b>	<b>191.00</b>	<b>175.00</b>	<b>187.50</b>	<b>200.00</b>	<b>39.10</b>	<b>35.00</b>	<b>37.50</b>	<b>40.00</b>	<b>5.38</b>	<b>5.17</b>	<b>5.33</b>	<b>6.50</b>
c.i. lower	670.26	654.50	700.00	836.00	142.61	125.00	6.50	175.00	27.68	25.00	30.00	35.00	3.97	4.00	4.00	5.00
c.i. upper	912.86	880.00	1100.00	1100.00	239.39	250.00	350.00	350.00	50.52	50.00	79.00	79.00	6.78	8.33	8.33	8.33
n	9				10				10				8			
<i>Group</i>																
	<b>1062.21</b>	<b>975.00</b>	<b>1100.00</b>	<b>1320.00</b>	<b>226.94</b>	<b>221.59</b>	<b>231.82</b>	<b>250.00</b>	<b>46.44</b>	<b>45.00</b>	<b>46.36</b>	<b>50.00</b>	<b>7.55</b>	<b>6.52</b>	<b>7.50</b>	<b>8.75</b>
c.i. lower	927.13	798.00	860.00	975.00	202.33	190.00	8.75	225.00	40.99	38.00	42.00	45.00	5.98	5.33	5.50	6.67
c.i. upper	1197.29	1320.00	1430.00	1500.00	251.55	250.00	275.00	340.91	51.90	50.00	55.00	77.00	9.11	8.33	9.17	12.83
n	19				25				25				24			
<i>Center</i>																
	<b>1000.50</b>	<b>987.00</b>	<b>1075.00</b>	<b>1140.00</b>	<b>232.10</b>	<b>224.32</b>	<b>244.32</b>	<b>259.09</b>	<b>46.19</b>	<b>43.93</b>	<b>47.73</b>	<b>51.82</b>	<b>6.76</b>	<b>6.79</b>	<b>6.99</b>	<b>7.50</b>
c.i. lower	873.57	775.00	880.00	924.00	200.28	193.75	7.50	210.00	40.50	40.00	40.91	42.00	5.92	5.45	6.25	6.67
c.i. upper	1127.43	1166.00	1300.00	1300.00	263.93	265.00	325.00	325.00	51.89	53.00	65.00	65.00	7.59	8.33	8.35	8.35
n	10				10				11				10			
<b>School (6 years old or older)</b>																
<b>MONTHLY</b>					<b>WEEKLY</b>				<b>DAILY</b>				<b>HOURLY</b>			
<i>Family</i>																
	<b>Mean</b>	<b>50<sup>th</sup></b>	<b>60<sup>th</sup></b>	<b>75<sup>th</sup></b>	<b>Mean</b>	<b>50<sup>th</sup></b>	<b>60<sup>th</sup></b>	<b>75<sup>th</sup></b>	<b>Mean</b>	<b>50<sup>th</sup></b>	<b>60<sup>th</sup></b>	<b>75<sup>th</sup></b>	<b>Mean</b>	<b>50<sup>th</sup></b>	<b>60<sup>th</sup></b>	<b>75<sup>th</sup></b>
	<b>707.78</b>	<b>660.00</b>	<b>726.00</b>	<b>726.00</b>	<b>169.44</b>	<b>165.00</b>	<b>165.00</b>	<b>200.00</b>	<b>34.44</b>	<b>33.00</b>	<b>33.00</b>	<b>40.00</b>	<b>5.83</b>	<b>5.33</b>	<b>6.00</b>	<b>6.50</b>
c.i. lower	567.38	550.00	600.00	660.00	137.78	125.00	6.50	165.00	27.64	25.00	30.00	33.00	4.16	4.00	4.00	5.33
c.i. upper	848.18	880.00	1100.00	1100.00	201.11	200.00	250.00	250.00	41.25	45.00	50.00	50.00	7.51	8.33	10.00	10.00
n	9				9				9				9			
<i>Group</i>																
	<b>880.80</b>	<b>924.00</b>	<b>960.00</b>	<b>1100.00</b>	<b>203.78</b>	<b>211.36</b>	<b>225.00</b>	<b>250.00</b>	<b>40.90</b>	<b>42.27</b>	<b>45.00</b>	<b>50.00</b>	<b>7.11</b>	<b>6.00</b>	<b>7.50</b>	<b>10.00</b>
c.i. lower	766.75	770.00	820.00	936.00	177.11	175.00	10.00	221.59	35.69	35.00	35.00	45.00	5.84	5.33	5.67	7.00
c.i. upper	994.85	1100.00	1100.00	1210.00	230.44	250.00	250.00	275.00	46.10	50.00	50.00	55.00	8.39	10.00	10.00	12.83
n	21				22				22				22			
<i>Center</i>																
	<b>791.50</b>	<b>825.00</b>	<b>880.00</b>	<b>890.00</b>	<b>179.89</b>	<b>187.50</b>	<b>200.00</b>	<b>202.27</b>	<b>38.79</b>	<b>39.42</b>	<b>40.00</b>	<b>40.91</b>	<b>5.89</b>	<b>5.96</b>	<b>6.47</b>	<b>6.67</b>
c.i. lower	584.30	616.00	616.00	770.00	132.80	140.00	6.67	175.00	31.19	28.00	35.00	38.84	4.18	3.73	4.67	5.45
c.i. upper	998.70	900.00	900.00	900.00	226.98	204.55	204.55	204.55	46.39	50.00	50.00	50.00	7.60	8.33	8.33	8.33
n	4				4				6				6			

**Table A1.2: Child care market rates for region 2, family and group homes and centers**

<b>Infants ( 0 – 1)</b>																
<b>MONTHLY</b>					<b>WEEKLY</b>				<b>DAILY</b>				<b>HOURLY</b>			
<i>Family</i>																
	<b>Mean</b>	<b>50<sup>th</sup></b>	<b>60<sup>th</sup></b>	<b>75<sup>th</sup></b>	<b>Mean</b>	<b>50<sup>th</sup></b>	<b>60<sup>th</sup></b>	<b>75<sup>th</sup></b>	<b>Mean</b>	<b>50<sup>th</sup></b>	<b>60<sup>th</sup></b>	<b>75<sup>th</sup></b>	<b>Mean</b>	<b>50<sup>th</sup></b>	<b>60<sup>th</sup></b>	<b>75<sup>th</sup></b>
	<b>735.82</b>	<b>770.00</b>	<b>800.00</b>	<b>814.00</b>	<b>171.36</b>	<b>175.00</b>	<b>185.00</b>	<b>200.00</b>	<b>36.09</b>	<b>37.00</b>	<b>40.00</b>	<b>40.00</b>	<b>5.63</b>	<b>5.33</b>	<b>6.00</b>	<b>6.67</b>
c.i. lower	604.53	660.00	660.00	770.00	141.35	150.00	6.67	175.00	30.93	30.00	35.00	35.00	4.64	4.93	5.00	5.00
c.i. upper	867.10	880.00	1100.00	1100.00	201.37	200.00	250.00	250.00	41.26	40.00	50.00	50.00	6.62	6.67	8.33	8.33
n	11				11				11				11			
<i>Group</i>																
	<b>891.92</b>	<b>880.00</b>	<b>880.00</b>	<b>1000.00</b>	<b>218.05</b>	<b>200.00</b>	<b>200.00</b>	<b>240.00</b>	<b>46.00</b>	<b>42.00</b>	<b>48.00</b>	<b>55.00</b>	<b>7.74</b>	<b>7.25</b>	<b>8.33</b>	<b>10.00</b>
c.i. lower	820.65	770.00	845.00	880.00	193.28	190.91	10.00	200.00	41.19	40.00	40.00	42.00	6.88	6.17	6.45	7.25
c.i. upper	963.20	1000.00	1050.00	1065.00	242.82	250.00	266.25	312.50	50.81	55.00	60.00	62.50	8.59	10.00	10.00	10.00
n	13				13				19				19			
<i>Center</i>																
	<b>1091.56</b>	<b>1075.00</b>	<b>1151.00</b>	<b>1159.00</b>	<b>256.39</b>	<b>250.00</b>	<b>250.00</b>	<b>275.00</b>	<b>48.49</b>	<b>48.43</b>	<b>50.00</b>	<b>50.85</b>	<b>7.53</b>	<b>7.33</b>	<b>7.50</b>	<b>8.47</b>
c.i. lower	980.65	946.00	1000.00	1075.00	225.89	225.00	8.47	250.00	44.51	45.00	45.00	48.86	6.98	6.67	6.83	7.50
c.i. upper	1202.46	1200.00	1367.00	1367.00	286.89	300.00	330.00	330.00	52.47	51.69	55.00	66.00	8.07	8.62	8.80	9.17
n	9				9				16				16			
<b>Toddler (1 to 3 years old)</b>																
<b>MONTHLY</b>					<b>WEEKLY</b>				<b>DAILY</b>				<b>HOURLY</b>			
<i>Family</i>																
	<b>Mean</b>	<b>50<sup>th</sup></b>	<b>60<sup>th</sup></b>	<b>75<sup>th</sup></b>	<b>Mean</b>	<b>50<sup>th</sup></b>	<b>60<sup>th</sup></b>	<b>75<sup>th</sup></b>	<b>Mean</b>	<b>50<sup>th</sup></b>	<b>60<sup>th</sup></b>	<b>75<sup>th</sup></b>	<b>Mean</b>	<b>50<sup>th</sup></b>	<b>60<sup>th</sup></b>	<b>75<sup>th</sup></b>
	<b>747.40</b>	<b>785.00</b>	<b>800.00</b>	<b>814.00</b>	<b>173.50</b>	<b>180.00</b>	<b>192.50</b>	<b>200.00</b>	<b>34.70</b>	<b>36.00</b>	<b>38.50</b>	<b>40.00</b>	<b>5.63</b>	<b>5.67</b>	<b>6.33</b>	<b>6.67</b>
c.i. lower	639.61	660.00	660.00	770.00	147.43	150.00	6.67	175.00	29.49	30.00	30.00	35.00	4.48	4.00	4.93	5.33
c.i. upper	855.19	880.00	990.00	990.00	199.57	200.00	225.00	225.00	39.91	40.00	45.00	45.00	6.77	6.67	8.33	8.33
n	10				10				10				10			
<i>Group</i>																
	<b>883.24</b>	<b>880.00</b>	<b>975.00</b>	<b>1000.00</b>	<b>227.45</b>	<b>202.27</b>	<b>238.64</b>	<b>258.13</b>	<b>46.00</b>	<b>42.00</b>	<b>48.00</b>	<b>55.00</b>	<b>7.74</b>	<b>7.25</b>	<b>8.33</b>	<b>10.00</b>
c.i. lower	740.55	840.00	850.00	900.00	202.70	200.00	10.00	204.55	41.19	40.00	40.00	42.00	6.88	6.17	6.45	7.25
c.i. upper	1025.92	1000.00	1065.00	1260.00	252.20	266.25	300.00	312.50	50.81	55.00	60.00	62.50	8.59	10.00	10.00	10.00
n	17				16				19				19			
<i>Center</i>																
	<b>997.88</b>	<b>990.00</b>	<b>1000.0</b>	<b>1049.00</b>	<b>235.88</b>	<b>232.96</b>	<b>250.00</b>	<b>250.00</b>	<b>47.56</b>	<b>48.00</b>	<b>50.00</b>	<b>50.00</b>	<b>7.41</b>	<b>7.17</b>	<b>7.50</b>	<b>8.33</b>
c.i. lower	933.10	946.00	946.00	1000.00	217.46	215.00	8.33	238.64	44.11	43.00	45.00	50.00	6.84	6.67	6.83	7.50
c.i. upper	1062.65	1050.00	1053.00	1367.00	254.30	250.00	250.00	330.00	51.02	50.00	51.69	66.00	7.98	8.33	8.80	9.17
n	16				16				17				17			

**Table A1.2: Child care market rates for region 2, family and group homes and centers (continued)**

<b>Preschool (3 to 6 years old)</b>																
<b>MONTHLY</b>					<b>WEEKLY</b>				<b>DAILY</b>				<b>HOURLY</b>			
<i>Family</i>																
	<b>Mean</b>	<b>50<sup>th</sup></b>	<b>60<sup>th</sup></b>	<b>75<sup>th</sup></b>	<b>Mean</b>	<b>50<sup>th</sup></b>	<b>60<sup>th</sup></b>	<b>75<sup>th</sup></b>	<b>Mean</b>	<b>50<sup>th</sup></b>	<b>60<sup>th</sup></b>	<b>75<sup>th</sup></b>	<b>Mean</b>	<b>50<sup>th</sup></b>	<b>60<sup>th</sup></b>	<b>75<sup>th</sup></b>
	<b>779.45</b>	<b>800.00</b>	<b>800.00</b>	<b>880.00</b>	<b>166.40</b>	<b>160.00</b>	<b>175.00</b>	<b>200.00</b>	<b>33.28</b>	<b>32.00</b>	<b>35.00</b>	<b>40.00</b>	<b>5.35</b>	<b>5.00</b>	<b>6.00</b>	<b>6.67</b>
c.i. lower	669.28	660.00	770.00	770.00	143.59	150.00	6.67	150.00	28.72	30.00	30.00	30.00	4.23	4.00	4.27	4.67
c.i. upper	889.63	880.00	1100.00	1100.00	189.22	200.00	225.00	225.00	37.84	40.00	45.00	45.00	6.46	6.67	8.33	8.33
n	11				11				11				11			
<i>Group</i>																
	<b>878.75</b>	<b>865.00</b>	<b>880.00</b>	<b>987.50</b>	<b>222.66</b>	<b>200.00</b>	<b>225.00</b>	<b>262.50</b>	<b>44.21</b>	<b>41.00</b>	<b>43.00</b>	<b>50.00</b>	<b>7.68</b>	<b>7.17</b>	<b>8.33</b>	<b>10.00</b>
c.i. lower	807.11	770.00	840.00	850.00	199.56	187.50	10.00	200.00	39.65	36.00	40.00	42.00	6.76	5.83	6.17	7.25
c.i. upper	950.39	1000.00	1000.00	1065.00	245.76	262.50	290.00	312.50	48.77	50.00	58.00	62.50	8.61	10.00	10.00	10.51
n	12				18				18				18			
<i>Center</i>																
	<b>925.02</b>	<b>920.00</b>	<b>946.00</b>	<b>986.00</b>	<b>218.10</b>	<b>210.23</b>	<b>215.91</b>	<b>235.00</b>	<b>44.00</b>	<b>43.00</b>	<b>44.50</b>	<b>47.00</b>	<b>7.07</b>	<b>7.17</b>	<b>7.50</b>	<b>8.33</b>
c.i. lower	856.87	861.00	900.00	935.00	201.50	200.00	8.33	215.00	40.91	40.00	42.00	44.00	6.32	6.00	6.44	7.17
c.i. upper	993.17	986.00	990.00	1147.00	234.70	225.00	250.00	275.00	47.10	45.00	50.00	55.00	7.82	8.33	8.80	9.17
n	22				23				25				18			
<b>School (6 years old or older)</b>																
<b>MONTHLY</b>					<b>WEEKLY</b>				<b>DAILY</b>				<b>HOURLY</b>			
<i>Family</i>																
	<b>Mean</b>	<b>50<sup>th</sup></b>	<b>60<sup>th</sup></b>	<b>75<sup>th</sup></b>	<b>Mean</b>	<b>50<sup>th</sup></b>	<b>60<sup>th</sup></b>	<b>75<sup>th</sup></b>	<b>Mean</b>	<b>50<sup>th</sup></b>	<b>60<sup>th</sup></b>	<b>75<sup>th</sup></b>	<b>Mean</b>	<b>50<sup>th</sup></b>	<b>60<sup>th</sup></b>	<b>75<sup>th</sup></b>
	<b>702.27</b>	<b>660.00</b>	<b>704.00</b>	<b>800.00</b>	<b>162.50</b>	<b>150.00</b>	<b>160.00</b>	<b>200.00</b>	<b>32.50</b>	<b>30.00</b>	<b>32.00</b>	<b>40.00</b>	<b>5.03</b>	<b>4.67</b>	<b>5.00</b>	<b>6.67</b>
c.i. lower	599.71	600.00	660.00	660.00	138.62	150.00	6.67	150.00	27.72	30.00	30.00	30.00	3.87	4.00	4.00	4.27
c.i. upper	804.84	880.00	990.00	990.00	186.38	200.00	225.00	225.00	37.28	40.00	45.00	45.00	6.18	6.67	8.33	8.33
n	11				11				11				11			
<i>Group</i>																
	<b>867.55</b>	<b>845.00</b>	<b>946.00</b>	<b>1000.00</b>	<b>218.61</b>	<b>200.00</b>	<b>236.50</b>	<b>290.00</b>	<b>44.32</b>	<b>41.50</b>	<b>48.00</b>	<b>57.16</b>	<b>7.74</b>	<b>7.49</b>	<b>8.33</b>	<b>9.53</b>
c.i. lower	720.78	740.00	792.00	825.00	176.36	180.00	9.53	200.00	36.32	36.00	37.00	40.00	6.66	6.17	6.40	7.25
c.i. upper	1014.31	1160.00	1160.00	1160.00	260.86	290.00	312.50	312.50	52.32	58.00	58.00	62.50	8.81	9.67	10.00	10.00
n	11				11				12				12			
<i>Center</i>																
	<b>806.79</b>	<b>865.00</b>	<b>900.00</b>	<b>950.00</b>	<b>190.78</b>	<b>193.75</b>	<b>215.91</b>	<b>235.00</b>	<b>39.29</b>	<b>40.00</b>	<b>44.00</b>	<b>47.00</b>	<b>6.15</b>	<b>6.67</b>	<b>6.67</b>	<b>6.67</b>
c.i. lower	677.71	726.00	726.00	850.00	158.27	165.00	6.67	187.50	33.75	36.00	37.50	40.00	5.36	5.50	6.00	6.67
c.i. upper	935.86	1024.00	1024.00	1053.00	223.28	250.00	250.00	256.00	44.84	47.00	51.20	53.00	6.94	6.67	7.33	8.83
n	14				14				17				17			

**Table A1.3: Child care market rates for region 3, family and group homes and centers**

<b>Infants ( 0 – 1)</b>																
<b>MONTHLY</b>					<b>WEEKLY</b>				<b>DAILY</b>				<b>HOURLY</b>			
<i>Family</i>																
	<b>Mean</b>	<b>50<sup>th</sup></b>	<b>60<sup>th</sup></b>	<b>75<sup>th</sup></b>	<b>Mean</b>	<b>50<sup>th</sup></b>	<b>60<sup>th</sup></b>	<b>75<sup>th</sup></b>	<b>Mean</b>	<b>50<sup>th</sup></b>	<b>60<sup>th</sup></b>	<b>75<sup>th</sup></b>	<b>Mean</b>	<b>50<sup>th</sup></b>	<b>60<sup>th</sup></b>	<b>75<sup>th</sup></b>
	<b>686.67</b>	<b>693.00</b>	<b>770.00</b>	<b>770.00</b>	<b>154.46</b>	<b>150.00</b>	<b>175.00</b>	<b>175.00</b>	<b>31.41</b>	<b>32.50</b>	<b>35.00</b>	<b>35.00</b>	<b>4.48</b>	<b>4.33</b>	<b>4.67</b>	<b>5.25</b>
c.i. lower	590.57	594.00	600.00	616.00	135.92	131.25	5.25	140.00	28.07	27.00	27.00	30.00	3.69	3.60	3.60	4.00
c.i. upper	782.76	770.00	770.00	770.00	173.01	175.00	175.00	175.00	34.74	35.00	35.00	35.00	5.27	5.83	5.83	5.83
n	6				7				8				8			
<i>Group</i>																
	<b>697.97</b>	<b>700.00</b>	<b>748.00</b>	<b>770.00</b>	<b>161.42</b>	<b>172.50</b>	<b>175.00</b>	<b>175.00</b>	<b>33.72</b>	<b>35.00</b>	<b>35.00</b>	<b>35.00</b>	<b>4.93</b>	<b>4.67</b>	<b>4.67</b>	<b>5.50</b>
c.i. lower	626.32	600.00	616.00	700.00	142.77	125.00	5.50	170.00	30.12	28.00	33.00	35.00	4.21	3.79	4.40	4.67
c.i. upper	769.63	770.00	866.66	880.00	180.07	175.00	200.00	200.00	37.33	40.00	40.00	45.00	5.66	5.83	6.66	7.50
n	12				12				13				13			
<i>Center</i>																
	<b>832.20</b>	<b>750.00</b>	<b>815.00</b>	<b>880.00</b>	<b>189.18</b>	<b>170.46</b>	<b>185.23</b>	<b>200.00</b>	<b>37.84</b>	<b>34.09</b>	<b>37.05</b>	<b>40.00</b>	<b>5.04</b>	<b>4.55</b>	<b>4.94</b>	<b>5.33</b>
c.i. lower	659.51	725.00	725.00	750.00	149.99	165.00	5.33	170.46	30.00	33.00	33.00	34.09	4.00	4.40	4.40	4.55
c.i. upper	1004.89	1056.00	1056.00	1056.00	228.38	240.00	240.00	240.00	45.68	48.00	48.00	48.00	6.09	6.40	6.40	6.40
n	5				5				5				5			
<b>Toddler (1 to 3 years old)</b>																
<b>MONTHLY</b>					<b>WEEKLY</b>				<b>DAILY</b>				<b>HOURLY</b>			
<i>Family</i>																
	<b>Mean</b>	<b>50<sup>th</sup></b>	<b>60<sup>th</sup></b>	<b>75<sup>th</sup></b>	<b>Mean</b>	<b>50<sup>th</sup></b>	<b>60<sup>th</sup></b>	<b>75<sup>th</sup></b>	<b>Mean</b>	<b>50<sup>th</sup></b>	<b>60<sup>th</sup></b>	<b>75<sup>th</sup></b>	<b>Mean</b>	<b>50<sup>th</sup></b>	<b>60<sup>th</sup></b>	<b>75<sup>th</sup></b>
	<b>705.20</b>	<b>770.00</b>	<b>770.00</b>	<b>770.00</b>	<b>157.71</b>	<b>162.50</b>	<b>175.00</b>	<b>175.00</b>	<b>32.04</b>	<b>35.00</b>	<b>35.00</b>	<b>35.00</b>	<b>4.60</b>	<b>4.67</b>	<b>4.67</b>	<b>5.83</b>
c.i. lower	594.80	600.00	600.00	770.00	136.88	131.25	5.83	150.00	28.47	26.25	28.00	30.00	3.73	3.50	3.73	4.00
c.i. upper	815.60	770.00	770.00	770.00	178.54	175.00	175.00	175.00	35.60	35.00	35.00	35.00	5.48	5.83	5.83	5.83
n	5				6				7				7			
<i>Group</i>																
	<b>697.97</b>	<b>700.00</b>	<b>748.00</b>	<b>770.00</b>	<b>161.42</b>	<b>172.50</b>	<b>175.00</b>	<b>175.00</b>	<b>33.72</b>	<b>35.00</b>	<b>35.00</b>	<b>35.00</b>	<b>5.07</b>	<b>4.67</b>	<b>5.33</b>	<b>5.67</b>
c.i. lower	626.32	600.00	616.00	700.00	142.77	125.00	5.67	170.00	30.12	28.00	33.00	35.00	4.33	4.17	4.40	4.67
c.i. upper	769.63	770.00	866.66	880.00	180.07	175.00	200.00	200.00	37.33	40.00	40.00	45.00	5.80	5.83	6.66	7.50
n	12				12				13				12			
<i>Center</i>																
	<b>793.50</b>	<b>750.00</b>	<b>750.00</b>	<b>880.00</b>	<b>180.38</b>	<b>170.46</b>	<b>170.46</b>	<b>200.00</b>	<b>36.08</b>	<b>34.09</b>	<b>34.09</b>	<b>40.00</b>	<b>4.81</b>	<b>4.55</b>	<b>4.55</b>	<b>5.33</b>
c.i. lower	629.37	600.00	725.00	750.00	143.10	136.36	5.33	170.46	28.62	27.27	33.00	34.09	3.82	3.64	4.40	4.55
c.i. upper	957.63	1056.00	1056.00	1056.00	217.66	240.00	240.00	240.00	43.53	48.00	48.00	48.00	5.80	6.40	6.40	6.40
n	6				6				6				6			

**Table A1.3: Child care market rates for region 3, family and group homes and centers (continued)**

<b>Preschool (3 to 6 years old)</b>																
<b>MONTHLY</b>					<b>WEEKLY</b>				<b>DAILY</b>				<b>HOURLY</b>			
<i>Family</i>																
	<b>Mean</b>	<b>50<sup>th</sup></b>	<b>60<sup>th</sup></b>	<b>75<sup>th</sup></b>	<b>Mean</b>	<b>50<sup>th</sup></b>	<b>60<sup>th</sup></b>	<b>75<sup>th</sup></b>	<b>Mean</b>	<b>50<sup>th</sup></b>	<b>60<sup>th</sup></b>	<b>75<sup>th</sup></b>	<b>Mean</b>	<b>50<sup>th</sup></b>	<b>60<sup>th</sup></b>	<b>75<sup>th</sup></b>
	<b>686.67</b>	<b>693.00</b>	<b>770.00</b>	<b>770.00</b>	<b>148.36</b>	<b>150.00</b>	<b>175.00</b>	<b>175.00</b>	<b>30.34</b>	<b>32.50</b>	<b>35.00</b>	<b>35.00</b>	<b>4.34</b>	<b>4.33</b>	<b>4.67</b>	<b>5.25</b>
c.i. lower	590.57	594.00	600.00	616.00	120.00	92.25	5.25	140.00	25.34	26.25	26.25	30.00	3.37	3.50	3.50	4.00
c.i. upper	782.76	770.00	770.00	770.00	176.72	175.00	175.00	175.00	35.34	35.00	35.00	35.00	5.31	5.83	5.83	5.83
n	6				7				8				8			
<i>Group</i>																
	<b>697.97</b>	<b>700.00</b>	<b>748.00</b>	<b>770.00</b>	<b>155.28</b>	<b>155.00</b>	<b>165.00</b>	<b>175.00</b>	<b>32.59</b>	<b>32.00</b>	<b>33.00</b>	<b>35.00</b>	<b>4.92</b>	<b>4.47</b>	<b>5.15</b>	<b>5.67</b>
c.i. lower	626.32	600.00	616.00	700.00	137.44	125.00	5.67	150.00	28.94	27.05	30.00	32.00	4.14	4.00	4.00	4.27
c.i. upper	769.63	770.00	866.66	880.00	173.12	175.00	193.18	200.00	36.24	38.64	40.00	45.00	5.71	5.83	6.66	7.50
n	12				12				13				12			
<i>Center</i>																
	<b>726.43</b>	<b>700.00</b>	<b>700.00</b>	<b>770.00</b>	<b>163.80</b>	<b>159.09</b>	<b>159.09</b>	<b>175.00</b>	<b>32.76</b>	<b>31.82</b>	<b>31.82</b>	<b>35.00</b>	<b>4.37</b>	<b>4.24</b>	<b>4.24</b>	<b>4.67</b>
c.i. lower	607.19	600.00	625.00	700.00	136.23	136.36	4.67	150.00	27.25	27.27	28.41	30.00	3.63	3.64	3.79	4.00
c.i. upper	845.67	990.00	990.00	990.00	191.37	225.00	225.00	225.00	38.27	45.00	45.00	45.00	5.10	6.00	6.00	6.00
n	7				7				7				7			
<b>School (6 years old or older)</b>																
<b>MONTHLY</b>					<b>WEEKLY</b>				<b>DAILY</b>				<b>HOURLY</b>			
<i>Family</i>																
	<b>Mean</b>	<b>50<sup>th</sup></b>	<b>60<sup>th</sup></b>	<b>75<sup>th</sup></b>	<b>Mean</b>	<b>50<sup>th</sup></b>	<b>60<sup>th</sup></b>	<b>75<sup>th</sup></b>	<b>Mean</b>	<b>50<sup>th</sup></b>	<b>60<sup>th</sup></b>	<b>75<sup>th</sup></b>	<b>Mean</b>	<b>50<sup>th</sup></b>	<b>60<sup>th</sup></b>	<b>75<sup>th</sup></b>
	<b>612.70</b>	<b>660.00</b>	<b>660.00</b>	<b>660.00</b>	<b>137.92</b>	<b>145.00</b>	<b>150.00</b>	<b>150.00</b>	<b>28.64</b>	<b>30.00</b>	<b>30.00</b>	<b>35.00</b>	<b>4.13</b>	<b>4.00</b>	<b>4.67</b>	<b>5.00</b>
c.i. lower	422.00	357.50	357.50	660.00	104.97	81.25	5.00	140.00	22.74	16.25	26.25	28.00	3.04	2.17	3.50	3.73
c.i. upper	803.40	770.00	770.00	770.00	170.86	175.00	175.00	175.00	34.54	35.00	35.00	35.00	5.22	5.83	5.83	5.83
n	5				6				7				7			
<i>Group</i>																
	<b>600.64</b>	<b>597.50</b>	<b>600.00</b>	<b>693.00</b>	<b>139.55</b>	<b>142.61</b>	<b>150.00</b>	<b>170.00</b>	<b>29.15</b>	<b>30.00</b>	<b>30.00</b>	<b>35.00</b>	<b>4.46</b>	<b>4.40</b>	<b>4.85</b>	<b>5.50</b>
c.i. lower	505.26	495.00	550.00	595.00	114.97	112.50	5.50	135.23	24.51	22.50	25.00	30.00	3.59	3.00	4.00	4.40
c.i. upper	696.01	726.00	800.00	866.66	164.12	175.00	181.82	200.00	33.78	36.36	40.00	40.00	5.33	5.50	6.66	6.67
n	12				12				13				13			
<i>Center</i>																
	<b>626.25</b>	<b>647.50</b>	<b>770.00</b>	<b>858.00</b>	<b>142.33</b>	<b>147.16</b>	<b>175.00</b>	<b>195.00</b>	<b>28.47</b>	<b>29.43</b>	<b>35.00</b>	<b>39.00</b>	<b>3.80</b>	<b>3.92</b>	<b>4.67</b>	<b>5.20</b>
c.i. lower	153.88	264.00	264.00	525.00	34.97	60.00	5.20	119.32	6.99	12.00	12.00	23.86	0.93	1.60	1.60	3.18
c.i. upper	1098.62	946.00	946.00	946.00	249.69	215.00	215.00	215.00	49.94	43.00	43.00	43.00	6.66	5.73	5.73	5.73
n	4				4				4				4			

**Table A1.4: Child care market rates for region 4, family and group homes and centers**

<b>Infants ( 0 – 1 )</b>																
<b>MONTHLY</b>					<b>WEEKLY</b>				<b>DAILY</b>				<b>HOURLY</b>			
<i>Family</i>																
	<b>Mean</b>	<b>50<sup>th</sup></b>	<b>60<sup>th</sup></b>	<b>75<sup>th</sup></b>	<b>Mean</b>	<b>50<sup>th</sup></b>	<b>60<sup>th</sup></b>	<b>75<sup>th</sup></b>	<b>Mean</b>	<b>50<sup>th</sup></b>	<b>60<sup>th</sup></b>	<b>75<sup>th</sup></b>	<b>Mean</b>	<b>50<sup>th</sup></b>	<b>60<sup>th</sup></b>	<b>75<sup>th</sup></b>
	<b>830.71</b>	<b>820.00</b>	<b>900.00</b>	<b>990.00</b>	<b>195.49</b>	<b>186.36</b>	<b>225.00</b>	<b>235.00</b>	<b>38.77</b>	<b>36.00</b>	<b>45.00</b>	<b>47.00</b>	<b>5.34</b>	<b>5.83</b>	<b>6.00</b>	<b>6.27</b>
c.i. lower	667.65	625.00	660.00	720.00	156.52	142.05	6.27	180.00	30.86	28.41	30.00	35.00	4.28	3.79	4.00	4.80
c.i. upper	993.78	1100.00	1100.00	1100.00	234.46	250.00	250.00	250.00	46.68	50.00	50.00	50.00	6.39	6.67	6.67	6.67
n	7				7				7				7			
<i>Group</i>																
	<b>973.81</b>	<b>890.00</b>	<b>900.00</b>	<b>1005.00</b>	<b>237.08</b>	<b>217.96</b>	<b>225.00</b>	<b>252.50</b>	<b>46.04</b>	<b>40.91</b>	<b>44.00</b>	<b>50.00</b>	<b>6.07</b>	<b>5.45</b>	<b>5.83</b>	<b>6.00</b>
c.i. lower	793.68	770.00	805.00	900.00	186.34	175.00	6.00	220.00	36.92	35.00	35.00	43.18	4.93	4.67	5.00	5.76
c.i. upper	1153.94	1020.00	1430.00	1900.00	287.81	255.00	325.00	474.80	55.15	50.00	65.00	94.96	7.22	6.00	8.67	11.87
n	16				16				18				18			
<i>Center</i>																
	<b>1218.99</b>	<b>1150.00</b>	<b>1191.67</b>	<b>1430.00</b>	<b>279.08</b>	<b>253.41</b>	<b>277.50</b>	<b>325.00</b>	<b>56.97</b>	<b>52.39</b>	<b>55.50</b>	<b>71.82</b>	<b>7.74</b>	<b>6.90</b>	<b>7.63</b>	<b>9.58</b>
c.i. lower	1079.33	990.00	1034.00	1188.00	248.78	225.00	9.58	275.00	50.71	45.00	47.00	55.00	6.82	6.06	6.50	7.47
c.i. upper	1358.64	1285.00	1535.00	1695.00	309.37	300.00	359.09	385.23	63.23	60.00	73.64	84.55	8.66	8.06	9.82	11.27
n	27				30				30				30			
<b>Toddler (1 to 3 years old)</b>																
<b>MONTHLY</b>					<b>WEEKLY</b>				<b>DAILY</b>				<b>HOURLY</b>			
<i>Family</i>																
	<b>Mean</b>	<b>50<sup>th</sup></b>	<b>60<sup>th</sup></b>	<b>75<sup>th</sup></b>	<b>Mean</b>	<b>50<sup>th</sup></b>	<b>60<sup>th</sup></b>	<b>75<sup>th</sup></b>	<b>Mean</b>	<b>50<sup>th</sup></b>	<b>60<sup>th</sup></b>	<b>75<sup>th</sup></b>	<b>Mean</b>	<b>50<sup>th</sup></b>	<b>60<sup>th</sup></b>	<b>75<sup>th</sup></b>
	<b>770.15</b>	<b>770.00</b>	<b>822.50</b>	<b>900.00</b>	<b>178.92</b>	<b>183.18</b>	<b>195.46</b>	<b>210.00</b>	<b>35.56</b>	<b>35.50</b>	<b>38.45</b>	<b>42.00</b>	<b>5.07</b>	<b>5.45</b>	<b>5.60</b>	<b>5.83</b>
c.i. lower	632.30	577.50	625.00	720.00	146.86	131.25	5.83	180.00	29.15	26.25	28.41	35.00	4.22	3.79	4.00	5.45
c.i. upper	908.00	990.00	1100.00	1100.00	210.98	225.00	250.00	250.00	41.96	45.00	50.00	50.00	5.92	6.00	6.67	6.67
n	10				10				10				9			
<i>Group</i>																
	<b>909.98</b>	<b>865.00</b>	<b>896.25</b>	<b>963.00</b>	<b>219.33</b>	<b>198.01</b>	<b>217.96</b>	<b>234.50</b>	<b>43.71</b>	<b>39.60</b>	<b>43.59</b>	<b>46.50</b>	<b>5.96</b>	<b>5.28</b>	<b>5.80</b>	<b>6.00</b>
c.i. lower	804.56	770.00	805.00	892.50	187.69	175.00	6.00	215.91	37.37	35.00	35.00	43.18	4.97	4.67	5.00	5.76
c.i. upper	1015.39	950.00	990.00	1430.00	250.97	225.00	250.00	400.00	50.06	45.00	50.00	80.00	6.94	6.00	6.67	11.87
n	20				20				20				20			
<i>Center</i>																
	<b>1182.24</b>	<b>1150.00</b>	<b>1191.67</b>	<b>1297.50</b>	<b>272.00</b>	<b>261.36</b>	<b>278.64</b>	<b>300.00</b>	<b>55.54</b>	<b>52.50</b>	<b>55.73</b>	<b>69.95</b>	<b>7.59</b>	<b>7.07</b>	<b>7.75</b>	<b>9.33</b>
c.i. lower	1063.27	990.00	1000.00	1191.67	246.12	225.00	9.33	280.00	50.13	45.00	47.95	56.00	6.79	6.06	6.50	7.75
c.i. upper	1301.21	1279.00	1310.00	1620.00	297.89	292.05	349.77	369.00	60.95	58.41	69.95	75.00	8.40	8.00	9.33	10.00
n	32				35				35				34			

**Table A1.4: Child care market rates for region 4, family and group homes and centers (continued)**

<b>Preschool (3 to 6 years old)</b>																
<b>MONTHLY</b>					<b>WEEKLY</b>				<b>DAILY</b>				<b>HOURLY</b>			
<i>Family</i>																
	<b>Mean</b>	<b>50<sup>th</sup></b>	<b>60<sup>th</sup></b>	<b>75<sup>th</sup></b>	<b>Mean</b>	<b>50<sup>th</sup></b>	<b>60<sup>th</sup></b>	<b>75<sup>th</sup></b>	<b>Mean</b>	<b>50<sup>th</sup></b>	<b>60<sup>th</sup></b>	<b>75<sup>th</sup></b>	<b>Mean</b>	<b>50<sup>th</sup></b>	<b>60<sup>th</sup></b>	<b>75<sup>th</sup></b>
	<b>830.71</b>	<b>820.00</b>	<b>900.00</b>	<b>990.00</b>	<b>173.95</b>	<b>176.36</b>	<b>181.82</b>	<b>200.00</b>	<b>34.76</b>	<b>35.00</b>	<b>36.36</b>	<b>40.00</b>	<b>4.92</b>	<b>5.00</b>	<b>5.24</b>	<b>5.60</b>
c.i. lower	667.65	625.00	660.00	720.00	147.22	142.05	5.60	170.00	29.42	28.41	30.00	34.00	4.21	3.79	4.00	4.85
c.i. upper	993.78	1100.00	1100.00	1100.00	200.67	210.00	250.00	250.00	40.11	42.00	50.00	50.00	5.64	5.83	6.67	6.67
n	7				11				11				10			
<i>Group</i>																
	<b>973.81</b>	<b>890.00</b>	<b>900.00</b>	<b>1005.00</b>	<b>216.23</b>	<b>197.73</b>	<b>200.00</b>	<b>233.00</b>	<b>43.12</b>	<b>39.55</b>	<b>40.00</b>	<b>46.00</b>	<b>5.81</b>	<b>5.33</b>	<b>5.76</b>	<b>6.00</b>
c.i. lower	793.68	770.00	805.00	900.00	187.39	175.00	6.00	200.00	37.34	35.00	35.00	40.00	4.91	4.67	5.00	5.33
c.i. upper	1153.94	1020.00	1430.00	1900.00	245.07	225.00	300.00	350.00	48.91	45.00	60.00	70.00	6.72	6.00	6.55	10.00
n	16				23				23				21			
<i>Center</i>																
	<b>1047.37</b>	<b>1079.00</b>	<b>1110.00</b>	<b>1235.00</b>	<b>245.24</b>	<b>237.07</b>	<b>256.82</b>	<b>292.05</b>	<b>50.13</b>	<b>46.61</b>	<b>51.36</b>	<b>58.91</b>	<b>6.95</b>	<b>6.83</b>	<b>7.26</b>	<b>7.86</b>
c.i. lower	957.13	880.00	975.00	1115.00	225.11	200.00	7.86	269.75	45.88	43.64	45.00	53.95	6.27	6.00	6.50	7.26
c.i. upper	1137.62	1183.00	1240.00	1297.00	265.37	280.68	292.05	325.00	54.37	56.36	58.91	65.91	7.63	7.73	7.86	8.79
n	35				38				38				37			
<b>School (6 years old or older)</b>																
<b>MONTHLY</b>					<b>WEEKLY</b>				<b>DAILY</b>				<b>HOURLY</b>			
<i>Family</i>																
	<b>Mean</b>	<b>50<sup>th</sup></b>	<b>60<sup>th</sup></b>	<b>75<sup>th</sup></b>	<b>Mean</b>	<b>50<sup>th</sup></b>	<b>60<sup>th</sup></b>	<b>75<sup>th</sup></b>	<b>Mean</b>	<b>50<sup>th</sup></b>	<b>60<sup>th</sup></b>	<b>75<sup>th</sup></b>	<b>Mean</b>	<b>50<sup>th</sup></b>	<b>60<sup>th</sup></b>	<b>75<sup>th</sup></b>
	<b>843.33</b>	<b>880.00</b>	<b>880.00</b>	<b>1100.00</b>	<b>191.67</b>	<b>200.00</b>	<b>200.00</b>	<b>250.00</b>	<b>36.25</b>	<b>35.00</b>	<b>40.00</b>	<b>45.00</b>	<b>5.08</b>	<b>5.17</b>	<b>5.33</b>	<b>6.00</b>
c.i. lower	155.66	550.00	550.00	550.00	35.38	125.00	6.00	125.00	18.61	25.00	25.00	30.00	2.90	3.33	3.33	5.00
c.i. upper	1531.01	1100.00	1100.00	1100.00	347.96	250.00	250.00	250.00	53.89	50.00	50.00	50.00	7.26	6.67	6.67	6.67
n	3				3				4				4			
<i>Group</i>																
	<b>797.62</b>	<b>765.60</b>	<b>790.60</b>	<b>880.00</b>	<b>223.28</b>	<b>200.00</b>	<b>215.91</b>	<b>225.00</b>	<b>40.82</b>	<b>37.35</b>	<b>40.00</b>	<b>44.00</b>	<b>6.00</b>	<b>5.80</b>	<b>5.83</b>	<b>6.20</b>
c.i. lower	612.44	540.00	700.00	750.00	169.28	170.46	6.20	200.00	32.05	35.00	35.00	37.20	4.72	4.67	4.67	5.76
c.i. upper	982.80	950.00	1400.00	1400.00	277.27	350.00	375.00	375.00	49.58	45.00	45.00	75.00	7.27	8.75	8.75	10.00
n	10				13				14				14			
<i>Center</i>																
	<b>899.07</b>	<b>887.50</b>	<b>1060.00</b>	<b>1296.00</b>	<b>213.57</b>	<b>225.00</b>	<b>275.00</b>	<b>294.55</b>	<b>44.23</b>	<b>45.00</b>	<b>51.59</b>	<b>58.93</b>	<b>6.18</b>	<b>6.46</b>	<b>7.00</b>	<b>7.86</b>
c.i. lower	677.51	739.00	739.00	800.00	166.56	167.96	7.86	240.91	35.66	36.00	40.00	48.18	4.92	4.85	6.00	6.67
c.i. upper	1120.64	1297.00	1297.00	1345.00	260.58	294.55	294.77	350.00	52.81	58.91	58.95	75.00	7.44	7.85	7.86	12.50
n	14				17				20				20			

**Table A1.5: Child care market rates for region 5, family and group homes and centers**

<b>Infants ( 0 – 1 )</b>																
<b>MONTHLY</b>					<b>WEEKLY</b>				<b>DAILY</b>				<b>HOURLY</b>			
<i>Family</i>																
	<b>Mean</b>	<b>50<sup>th</sup></b>	<b>60<sup>th</sup></b>	<b>75<sup>th</sup></b>	<b>Mean</b>	<b>50<sup>th</sup></b>	<b>60<sup>th</sup></b>	<b>75<sup>th</sup></b>	<b>Mean</b>	<b>50<sup>th</sup></b>	<b>60<sup>th</sup></b>	<b>75<sup>th</sup></b>	<b>Mean</b>	<b>50<sup>th</sup></b>	<b>60<sup>th</sup></b>	<b>75<sup>th</sup></b>
	<b>744.29</b>	<b>770.00</b>	<b>770.00</b>	<b>800.00</b>	<b>165.54</b>	<b>175.00</b>	<b>175.00</b>	<b>178.41</b>	<b>34.10</b>	<b>35.00</b>	<b>35.00</b>	<b>35.00</b>	<b>5.06</b>	<b>5.00</b>	<b>5.33</b>	<b>5.33</b>
c.i. lower	640.35	520.00	700.00	770.00	141.30	130.00	5.33	175.00	31.17	32.00	32.50	35.00	4.32	4.67	4.85	5.00
c.i. upper	848.22	880.00	880.00	880.00	189.78	200.00	200.00	200.00	37.02	36.36	40.00	40.00	5.79	5.83	6.50	6.50
n	7				8				9				9			
<i>Group</i>																
	<b>706.23</b>	<b>715.00</b>	<b>726.00</b>	<b>770.00</b>	<b>161.85</b>	<b>165.00</b>	<b>175.00</b>	<b>180.00</b>	<b>32.61</b>	<b>34.00</b>	<b>35.00</b>	<b>36.35</b>	<b>4.51</b>	<b>4.67</b>	<b>4.80</b>	<b>4.85</b>
c.i. lower	636.04	616.00	700.00	715.00	146.78	140.00	4.85	165.00	29.53	28.00	28.00	33.00	4.02	4.27	4.27	4.67
c.i. upper	776.42	800.00	836.00	880.00	176.92	181.82	181.82	200.00	35.68	36.36	36.36	40.00	5.00	5.07	5.07	6.00
n	13				14				14				14			
<i>Center</i>																
	<b>1015.50</b>	<b>990.00</b>	<b>1078.00</b>	<b>1100.00</b>	<b>234.96</b>	<b>225.00</b>	<b>245.00</b>	<b>250.00</b>	<b>46.87</b>	<b>45.00</b>	<b>48.34</b>	<b>50.00</b>	<b>7.03</b>	<b>7.00</b>	<b>7.50</b>	<b>8.33</b>
c.i. lower	936.61	900.00	900.00	990.00	219.55	220.00	8.33	225.00	43.82	44.00	44.00	45.00	6.08	5.87	5.87	6.50
c.i. upper	1094.39	1100.00	1100.00	1276.00	250.38	250.00	250.00	290.00	49.93	50.00	50.00	58.00	7.98	8.33	8.33	10.00
n	14				14				14				14			
<b>Toddler ( 1 to 3 years old )</b>																
<b>MONTHLY</b>					<b>WEEKLY</b>				<b>DAILY</b>				<b>HOURLY</b>			
<i>Family</i>																
	<b>Mean</b>	<b>50<sup>th</sup></b>	<b>60<sup>th</sup></b>	<b>75<sup>th</sup></b>	<b>Mean</b>	<b>50<sup>th</sup></b>	<b>60<sup>th</sup></b>	<b>75<sup>th</sup></b>	<b>Mean</b>	<b>50<sup>th</sup></b>	<b>60<sup>th</sup></b>	<b>75<sup>th</sup></b>	<b>Mean</b>	<b>50<sup>th</sup></b>	<b>60<sup>th</sup></b>	<b>75<sup>th</sup></b>
	<b>710.94</b>	<b>735.00</b>	<b>770.00</b>	<b>770.00</b>	<b>157.12</b>	<b>175.00</b>	<b>175.00</b>	<b>175.00</b>	<b>32.86</b>	<b>33.75</b>	<b>35.00</b>	<b>35.00</b>	<b>4.84</b>	<b>5.00</b>	<b>5.17</b>	<b>5.33</b>
c.i. lower	614.29	577.50	577.50	700.00	132.00	130.00	5.33	175.00	29.82	26.25	31.82	32.50	4.09	3.50	4.24	5.00
c.i. upper	807.58	880.00	880.00	880.00	182.24	175.00	200.00	200.00	35.89	35.00	40.00	40.00	5.59	5.83	6.50	6.50
n	8				9				10				10			
<i>Group</i>																
	<b>697.77</b>	<b>715.00</b>	<b>726.00</b>	<b>770.00</b>	<b>160.06</b>	<b>165.00</b>	<b>175.00</b>	<b>175.00</b>	<b>32.25</b>	<b>34.00</b>	<b>35.00</b>	<b>36.00</b>	<b>4.46</b>	<b>4.67</b>	<b>4.67</b>	<b>4.85</b>
c.i. lower	633.71	616.00	700.00	715.00	146.17	140.00	4.85	165.00	29.40	28.00	28.00	33.00	3.99	4.27	4.27	4.67
c.i. upper	761.83	770.00	800.00	836.00	173.96	180.00	180.00	190.00	35.11	36.35	36.35	38.00	4.93	4.85	4.85	6.00
n	13				14				14				14			
<i>Center</i>																
	<b>1005.25</b>	<b>979.00</b>	<b>1078.00</b>	<b>1100.00</b>	<b>227.37</b>	<b>225.00</b>	<b>235.00</b>	<b>250.00</b>	<b>45.30</b>	<b>45.00</b>	<b>46.67</b>	<b>50.00</b>	<b>6.99</b>	<b>7.00</b>	<b>7.50</b>	<b>8.33</b>
c.i. lower	919.55	900.00	900.00	968.00	208.07	200.00	8.33	225.00	41.48	40.00	44.00	45.00	6.01	5.87	5.87	6.50
c.i. upper	1090.95	1100.00	1100.00	1276.00	246.66	250.00	275.00	290.00	49.13	50.00	55.00	58.00	7.96	8.33	8.33	10.00
n	14				15				15				14			



**Table A1.5: Child care market rates for region 5, family and group homes and centers (continued)**

<b>Preschool (3 to 6 years old)</b>																
<b>MONTHLY</b>					<b>WEEKLY</b>				<b>DAILY</b>				<b>HOURLY</b>			
<i>Family</i>																
	<b>Mean</b>	<b>50<sup>th</sup></b>	<b>60<sup>th</sup></b>	<b>75<sup>th</sup></b>	<b>Mean</b>	<b>50<sup>th</sup></b>	<b>60<sup>th</sup></b>	<b>75<sup>th</sup></b>	<b>Mean</b>	<b>50<sup>th</sup></b>	<b>60<sup>th</sup></b>	<b>75<sup>th</sup></b>	<b>Mean</b>	<b>50<sup>th</sup></b>	<b>60<sup>th</sup></b>	<b>75<sup>th</sup></b>
	<b>744.29</b>	<b>770.00</b>	<b>770.00</b>	<b>800.00</b>	<b>151.26</b>	<b>167.50</b>	<b>175.00</b>	<b>175.00</b>	<b>31.64</b>	<b>32.00</b>	<b>35.00</b>	<b>35.00</b>	<b>4.85</b>	<b>5.00</b>	<b>5.00</b>	<b>5.33</b>
c.i. lower	640.35	520.00	700.00	770.00	125.14	120.00	5.33	160.00	28.75	27.27	27.50	32.00	4.04	3.64	4.67	5.00
c.i. upper	848.22	880.00	880.00	880.00	177.39	175.00	175.00	175.00	34.54	35.00	35.00	35.00	5.66	5.83	6.50	6.50
n	7				8				9				9			
<i>Group</i>																
	<b>706.23</b>	<b>715.00</b>	<b>726.00</b>	<b>770.00</b>	<b>154.22</b>	<b>155.00</b>	<b>165.00</b>	<b>175.00</b>	<b>31.08</b>	<b>31.00</b>	<b>35.00</b>	<b>36.00</b>	<b>4.35</b>	<b>4.67</b>	<b>4.67</b>	<b>4.85</b>
c.i. lower	636.04	616.00	700.00	715.00	139.35	140.00	4.85	150.00	28.00	28.00	28.00	30.00	3.85	3.87	3.87	4.67
c.i. upper	776.42	800.00	836.00	880.00	169.09	180.00	180.00	190.00	34.16	36.35	36.35	38.00	4.85	4.85	4.85	6.00
n	13				14				14				14			
<i>Center</i>																
	<b>873.39</b>	<b>880.00</b>	<b>880.00</b>	<b>986.00</b>	<b>198.84</b>	<b>200.00</b>	<b>203.00</b>	<b>223.18</b>	<b>40.12</b>	<b>40.00</b>	<b>43.29</b>	<b>45.00</b>	<b>6.67</b>	<b>7.00</b>	<b>7.50</b>	<b>8.33</b>
c.i. lower	792.35	775.00	814.00	880.00	181.84	175.00	8.33	200.00	36.70	35.00	40.00	40.65	5.51	4.67	4.67	6.50
c.i. upper	954.43	990.00	1056.00	1100.00	215.85	223.18	240.00	250.00	43.54	45.00	48.00	50.00	7.82	8.33	8.33	10.00
n	16				17				17				14			
<b>School (6 years old or older)</b>																
<b>MONTHLY</b>					<b>WEEKLY</b>				<b>DAILY</b>				<b>HOURLY</b>			
<i>Family</i>																
	<b>Mean</b>	<b>50<sup>th</sup></b>	<b>60<sup>th</sup></b>	<b>75<sup>th</sup></b>	<b>Mean</b>	<b>50<sup>th</sup></b>	<b>60<sup>th</sup></b>	<b>75<sup>th</sup></b>	<b>Mean</b>	<b>50<sup>th</sup></b>	<b>60<sup>th</sup></b>	<b>75<sup>th</sup></b>	<b>Mean</b>	<b>50<sup>th</sup></b>	<b>60<sup>th</sup></b>	<b>75<sup>th</sup></b>
	<b>619.29</b>	<b>660.00</b>	<b>660.00</b>	<b>770.00</b>	<b>136.24</b>	<b>135.00</b>	<b>150.00</b>	<b>162.50</b>	<b>28.34</b>	<b>28.75</b>	<b>30.00</b>	<b>32.50</b>	<b>4.07</b>	<b>4.67</b>	<b>4.67</b>	<b>4.83</b>
c.i. lower	501.20	480.00	495.00	500.00	110.71	112.50	4.83	120.00	24.11	22.73	22.73	27.50	3.20	3.00	3.00	4.67
c.i. upper	737.38	770.00	770.00	770.00	161.76	175.00	175.00	175.00	32.57	35.00	35.00	35.00	4.93	5.00	5.00	5.00
n	7				8				8				8			
<i>Group</i>																
	<b>619.36</b>	<b>638.00</b>	<b>660.00</b>	<b>770.00</b>	<b>144.44</b>	<b>150.00</b>	<b>150.00</b>	<b>175.00</b>	<b>29.15</b>	<b>30.00</b>	<b>30.00</b>	<b>36.00</b>	<b>4.29</b>	<b>4.67</b>	<b>4.67</b>	<b>4.85</b>
c.i. lower	499.25	500.00	604.00	630.00	120.99	113.64	4.85	150.00	24.33	22.73	28.00	30.00	3.73	3.33	4.00	4.67
c.i. upper	739.48	800.00	836.00	836.00	167.89	180.00	181.82	190.00	33.96	36.35	36.36	38.00	4.85	4.85	5.07	6.00
n	11				13				13				13			
<i>Center</i>																
	<b>813.95</b>	<b>880.00</b>	<b>946.00</b>	<b>1056.00</b>	<b>189.96</b>	<b>189.50</b>	<b>215.00</b>	<b>232.50</b>	<b>37.99</b>	<b>37.90</b>	<b>43.00</b>	<b>46.50</b>	<b>5.81</b>	<b>6.21</b>	<b>6.67</b>	<b>7.75</b>
c.i. lower	638.47	660.00	660.00	775.00	159.64	150.00	7.75	179.00	31.93	30.00	30.00	35.80	4.50	4.00	4.00	5.75
c.i. upper	989.44	1100.00	1100.00	1100.00	220.28	240.00	250.00	250.00	44.06	48.00	50.00	50.00	7.11	8.00	8.33	8.33
n	11				12				12				12			

**Table A1.6: Child care market rates for region 6, family and group homes and centers**

<b>Infants ( 0 – 1 )</b>																
<b>MONTHLY</b>					<b>WEEKLY</b>				<b>DAILY</b>				<b>HOURLY</b>			
<i>Family</i>																
	<b>Mean</b>	<b>50<sup>th</sup></b>	<b>60<sup>th</sup></b>	<b>75<sup>th</sup></b>	<b>Mean</b>	<b>50<sup>th</sup></b>	<b>60<sup>th</sup></b>	<b>75<sup>th</sup></b>	<b>Mean</b>	<b>50<sup>th</sup></b>	<b>60<sup>th</sup></b>	<b>75<sup>th</sup></b>	<b>Mean</b>	<b>50<sup>th</sup></b>	<b>60<sup>th</sup></b>	<b>75<sup>th</sup></b>
	<b>735.00</b>	<b>770.00</b>	<b>770.00</b>	<b>770.00</b>	<b>169.77</b>	<b>175.00</b>	<b>175.00</b>	<b>180.00</b>	<b>33.95</b>	<b>35.00</b>	<b>35.00</b>	<b>36.00</b>	<b>4.52</b>	<b>4.67</b>	<b>4.67</b>	<b>5.33</b>
c.i. lower	602.13	500.00	720.00	770.00	139.17	113.64	5.33	175.00	27.83	22.73	35.00	35.00	3.58	3.03	4.00	4.67
c.i. upper	867.87	880.00	880.00	880.00	200.37	200.00	200.00	200.00	40.07	40.00	40.00	40.00	5.47	5.45	5.45	5.45
n	6				6				6				6			
<i>Group</i>																
	<b>732.41</b>	<b>770.00</b>	<b>770.00</b>	<b>770.00</b>	<b>168.20</b>	<b>175.00</b>	<b>175.00</b>	<b>175.00</b>	<b>33.64</b>	<b>35.00</b>	<b>35.00</b>	<b>35.00</b>	<b>5.07</b>	<b>4.67</b>	<b>5.00</b>	<b>5.83</b>
c.i. lower	684.92	660.00	700.00	770.00	157.93	150.00	5.83	175.00	31.59	30.00	35.00	35.00	4.44	4.00	4.67	5.00
c.i. upper	779.90	770.00	836.00	880.00	178.47	175.00	190.00	200.00	35.69	35.00	38.00	40.00	5.71	5.83	6.67	8.00
n	17				17				17				17			
<i>Center</i>																
	<b>781.50</b>	<b>782.00</b>	<b>840.00</b>	<b>915.00</b>	<b>194.25</b>	<b>206.25</b>	<b>208.13</b>	<b>210.00</b>	<b>38.85</b>	<b>41.25</b>	<b>41.63</b>	<b>42.00</b>	<b>5.66</b>	<b>5.50</b>	<b>6.25</b>	<b>7.00</b>
c.i. lower	499.70	572.00	572.00	724.00	148.21	130.00	7.00	206.25	29.64	26.00	26.00	41.25	3.85	3.47	3.47	5.50
c.i. upper	1063.30	990.00	990.00	990.00	240.29	225.00	225.00	225.00	48.06	45.00	45.00	45.00	7.47	7.00	7.00	7.00
n	4				5				5				5			
<b>Toddler (1 to 3 years old)</b>																
<b>MONTHLY</b>					<b>WEEKLY</b>				<b>DAILY</b>				<b>HOURLY</b>			
<i>Family</i>																
	<b>Mean</b>	<b>50<sup>th</sup></b>	<b>60<sup>th</sup></b>	<b>75<sup>th</sup></b>	<b>Mean</b>	<b>50<sup>th</sup></b>	<b>60<sup>th</sup></b>	<b>75<sup>th</sup></b>	<b>Mean</b>	<b>50<sup>th</sup></b>	<b>60<sup>th</sup></b>	<b>75<sup>th</sup></b>	<b>Mean</b>	<b>50<sup>th</sup></b>	<b>60<sup>th</sup></b>	<b>75<sup>th</sup></b>
	<b>735.00</b>	<b>770.00</b>	<b>770.00</b>	<b>770.00</b>	<b>169.77</b>	<b>175.00</b>	<b>175.00</b>	<b>180.00</b>	<b>33.95</b>	<b>35.00</b>	<b>35.00</b>	<b>36.00</b>	<b>4.52</b>	<b>4.67</b>	<b>4.67</b>	<b>5.33</b>
c.i. lower	602.13	500.00	720.00	770.00	139.17	113.64	5.33	175.00	27.83	22.73	35.00	35.00	3.58	3.03	4.00	4.67
c.i. upper	867.87	880.00	880.00	880.00	200.37	200.00	200.00	200.00	40.07	40.00	40.00	40.00	5.47	5.45	5.45	5.45
n	6				6				6				6			
<i>Group</i>																
	<b>732.06</b>	<b>770.00</b>	<b>770.00</b>	<b>770.00</b>	<b>168.02</b>	<b>175.00</b>	<b>175.00</b>	<b>175.00</b>	<b>33.60</b>	<b>35.00</b>	<b>35.00</b>	<b>35.00</b>	<b>5.07</b>	<b>4.67</b>	<b>5.00</b>	<b>5.83</b>
c.i. lower	689.10	660.00	700.00	770.00	158.76	150.00	5.83	175.00	31.75	30.00	35.00	35.00	4.44	4.00	4.67	5.00
c.i. upper	775.02	770.00	836.00	880.00	177.28	175.00	190.00	200.00	35.46	35.00	38.00	40.00	5.71	5.83	6.67	8.00
n	18				18				18				17			
<i>Center</i>																
	<b>781.50</b>	<b>782.00</b>	<b>840.00</b>	<b>915.00</b>	<b>194.25</b>	<b>206.25</b>	<b>208.13</b>	<b>210.00</b>	<b>38.85</b>	<b>41.25</b>	<b>41.63</b>	<b>42.00</b>	<b>5.66</b>	<b>5.50</b>	<b>6.25</b>	<b>7.00</b>
c.i. lower	499.70	572.00	572.00	724.00	148.21	130.00	7.00	206.25	29.64	26.00	26.00	41.25	3.85	3.47	3.47	5.50
c.i. upper	1063.30	990.00	990.00	990.00	240.29	225.00	225.00	225.00	48.06	45.00	45.00	45.00	7.47	7.00	7.00	7.00
n	4				5				5				5			

**Table A1.6: Child care market rates for region 6, family and group homes and centers (continued)**

<b>Preschool (3 to 6 years old)</b>																
<b>MONTHLY</b>					<b>WEEKLY</b>				<b>DAILY</b>				<b>HOURLY</b>			
<i>Family</i>																
	<b>Mean</b>	<b>50<sup>th</sup></b>	<b>60<sup>th</sup></b>	<b>75<sup>th</sup></b>	<b>Mean</b>	<b>50<sup>th</sup></b>	<b>60<sup>th</sup></b>	<b>75<sup>th</sup></b>	<b>Mean</b>	<b>50<sup>th</sup></b>	<b>60<sup>th</sup></b>	<b>75<sup>th</sup></b>	<b>Mean</b>	<b>50<sup>th</sup></b>	<b>60<sup>th</sup></b>	<b>75<sup>th</sup></b>
	<b>735.00</b>	<b>770.00</b>	<b>770.00</b>	<b>770.00</b>	<b>169.77</b>	<b>175.00</b>	<b>175.00</b>	<b>180.00</b>	<b>33.95</b>	<b>35.00</b>	<b>35.00</b>	<b>36.00</b>	<b>4.52</b>	<b>4.67</b>	<b>4.67</b>	<b>5.33</b>
c.i. lower	602.13	500.00	720.00	770.00	139.17	113.64	5.33	175.00	27.83	22.73	35.00	35.00	3.58	3.03	4.00	4.67
c.i. upper	867.87	880.00	880.00	880.00	200.37	200.00	200.00	200.00	40.07	40.00	40.00	40.00	5.47	5.45	5.45	5.45
n	6				6				6				6			
<i>Group</i>																
	<b>732.41</b>	<b>770.00</b>	<b>770.00</b>	<b>770.00</b>	<b>165.56</b>	<b>165.00</b>	<b>175.00</b>	<b>175.00</b>	<b>33.11</b>	<b>33.00</b>	<b>35.00</b>	<b>35.00</b>	<b>5.02</b>	<b>4.67</b>	<b>5.00</b>	<b>5.83</b>
c.i. lower	684.92	660.00	700.00	770.00	156.14	150.00	5.83	165.00	31.23	30.00	33.00	33.00	4.37	4.00	4.40	5.00
c.i. upper	779.90	770.00	836.00	880.00	174.97	175.00	190.00	200.00	34.99	35.00	38.00	40.00	5.67	5.83	6.67	8.00
n	17				18				18				17			
<i>Center</i>																
	<b>701.50</b>	<b>732.00</b>	<b>740.00</b>	<b>755.00</b>	<b>179.25</b>	<b>185.00</b>	<b>192.50</b>	<b>200.00</b>	<b>35.85</b>	<b>37.00</b>	<b>38.50</b>	<b>40.00</b>	<b>5.66</b>	<b>5.50</b>	<b>6.25</b>	<b>7.00</b>
c.i. lower	560.81	572.00	572.00	724.00	141.81	130.00	7.00	185.00	28.36	26.00	26.00	37.00	3.85	3.47	3.47	5.50
c.i. upper	842.19	770.00	770.00	770.00	216.69	206.25	206.25	206.25	43.34	41.25	41.25	41.25	7.47	7.00	7.00	7.00
n	4				5				5				5			
<b>School (6 years old or older)</b>																
<b>MONTHLY</b>					<b>WEEKLY</b>				<b>DAILY</b>				<b>HOURLY</b>			
<i>Family</i>																
	<b>Mean</b>	<b>50<sup>th</sup></b>	<b>60<sup>th</sup></b>	<b>75<sup>th</sup></b>	<b>Mean</b>	<b>50<sup>th</sup></b>	<b>60<sup>th</sup></b>	<b>75<sup>th</sup></b>	<b>Mean</b>	<b>50<sup>th</sup></b>	<b>60<sup>th</sup></b>	<b>75<sup>th</sup></b>	<b>Mean</b>	<b>50<sup>th</sup></b>	<b>60<sup>th</sup></b>	<b>75<sup>th</sup></b>
	<b>806.67</b>	<b>770.00</b>	<b>770.00</b>	<b>880.00</b>	<b>183.33</b>	<b>175.00</b>	<b>175.00</b>	<b>200.00</b>	<b>36.67</b>	<b>35.00</b>	<b>35.00</b>	<b>40.00</b>	<b>5.00</b>	<b>5.00</b>	<b>5.00</b>	<b>5.33</b>
c.i. lower	648.90	770.00	770.00	770.00	147.48	175.00	5.33	175.00	29.50	35.00	35.00	35.00	4.17	4.67	4.67	4.67
c.i. upper	964.43	880.00	880.00	880.00	219.19	200.00	200.00	200.00	43.84	40.00	40.00	40.00	5.83	5.33	5.33	5.33
n	3				3				3				3			
<i>Group</i>																
	<b>644.22</b>	<b>702.00</b>	<b>726.00</b>	<b>726.00</b>	<b>148.06</b>	<b>162.50</b>	<b>165.00</b>	<b>175.00</b>	<b>29.61</b>	<b>32.50</b>	<b>33.00</b>	<b>35.00</b>	<b>4.74</b>	<b>4.45</b>	<b>5.00</b>	<b>5.83</b>
c.i. lower	559.00	616.00	660.00	704.00	128.49	150.00	5.83	165.00	25.70	30.00	30.00	33.00	4.02	4.00	4.40	4.50
c.i. upper	729.44	726.00	770.00	792.00	167.62	175.00	175.00	180.00	33.52	35.00	35.00	36.00	5.46	5.83	6.00	7.00
n	18				18				18				18			
<i>Center</i>																
	<b>657.33</b>	<b>660.00</b>	<b>660.00</b>	<b>740.00</b>	<b>155.00</b>	<b>150.00</b>	<b>150.00</b>	<b>185.00</b>	<b>31.00</b>	<b>30.00</b>	<b>30.00</b>	<b>37.00</b>	<b>4.88</b>	<b>5.00</b>	<b>5.00</b>	<b>6.17</b>
c.i. lower	448.59	572.00	572.00	572.00	85.84	130.00	6.17	130.00	17.17	26.00	26.00	26.00	1.51	3.47	3.47	3.47
c.i. upper	866.08	740.00	740.00	740.00	224.16	185.00	185.00	185.00	44.83	37.00	37.00	37.00	8.24	6.17	6.17	6.17
n	3				3				3				3			

**Table A1.7: Child care market rates for region 7, family and group homes and centers**

<b>Infants (0 – 1)</b>																
<b>MONTHLY</b>					<b>WEEKLY</b>				<b>DAILY</b>				<b>HOURLY</b>			
<i>Family</i>																
	<b>Mean</b>	<b>50<sup>th</sup></b>	<b>60<sup>th</sup></b>	<b>75<sup>th</sup></b>	<b>Mean</b>	<b>50<sup>th</sup></b>	<b>60<sup>th</sup></b>	<b>75<sup>th</sup></b>	<b>Mean</b>	<b>50<sup>th</sup></b>	<b>60<sup>th</sup></b>	<b>75<sup>th</sup></b>	<b>Mean</b>	<b>50<sup>th</sup></b>	<b>60<sup>th</sup></b>	<b>75<sup>th</sup></b>
	<b>770.48</b>	<b>770.00</b>	<b>770.00</b>	<b>836.00</b>	<b>178.51</b>	<b>175.00</b>	<b>175.00</b>	<b>200.00</b>	<b>36.02</b>	<b>35.00</b>	<b>35.00</b>	<b>40.00</b>	<b>5.14</b>	<b>4.67</b>	<b>5.00</b>	<b>6.20</b>
c.i. lower	721.21	700.00	770.00	770.00	166.53	170.46	6.20	175.00	33.53	34.09	35.00	35.00	4.65	4.67	4.67	4.96
c.i. upper	819.74	836.00	880.00	900.00	190.49	200.00	200.00	225.00	38.52	40.00	45.00	45.00	5.63	5.33	6.50	7.50
n	21				21				23				23			
<i>Group</i>																
	<b>812.08</b>	<b>770.00</b>	<b>770.00</b>	<b>852.50</b>	<b>195.81</b>	<b>175.00</b>	<b>193.75</b>	<b>225.00</b>	<b>39.19</b>	<b>35.00</b>	<b>40.00</b>	<b>45.00</b>	<b>5.42</b>	<b>5.33</b>	<b>5.47</b>	<b>6.00</b>
c.i. lower	739.21	770.00	770.00	770.00	177.08	175.00	6.00	187.50	35.57	35.00	35.00	37.50	5.01	4.67	5.00	5.33
c.i. upper	884.94	800.00	880.00	990.00	214.53	200.00	225.00	250.00	42.81	40.00	45.00	50.00	5.83	6.00	6.25	6.67
n	28				30				31				31			
<i>Center</i>																
	<b>1021.65</b>	<b>1025.00</b>	<b>1050.00</b>	<b>1110.00</b>	<b>240.04</b>	<b>235.00</b>	<b>244.32</b>	<b>272.73</b>	<b>49.01</b>	<b>49.43</b>	<b>50.00</b>	<b>52.84</b>	<b>7.26</b>	<b>7.42</b>	<b>7.92</b>	<b>8.33</b>
c.i. lower	945.66	990.00	990.00	1025.00	223.45	225.00	8.33	235.00	46.12	45.00	47.00	50.00	6.66	6.00	6.82	7.83
c.i. upper	1097.65	1110.00	1125.00	1320.00	256.64	272.73	275.00	300.00	51.90	51.14	55.00	60.00	7.86	8.33	8.33	9.17
n	19				19				20				20			
<b>Toddler (1 to 3 years old)</b>																
<b>MONTHLY</b>					<b>WEEKLY</b>				<b>DAILY</b>				<b>HOURLY</b>			
<i>Family</i>																
	<b>Mean</b>	<b>50<sup>th</sup></b>	<b>60<sup>th</sup></b>	<b>75<sup>th</sup></b>	<b>Mean</b>	<b>50<sup>th</sup></b>	<b>60<sup>th</sup></b>	<b>75<sup>th</sup></b>	<b>Mean</b>	<b>50<sup>th</sup></b>	<b>60<sup>th</sup></b>	<b>75<sup>th</sup></b>	<b>Mean</b>	<b>50<sup>th</sup></b>	<b>60<sup>th</sup></b>	<b>75<sup>th</sup></b>
	<b>752.54</b>	<b>770.00</b>	<b>770.00</b>	<b>800.00</b>	<b>177.77</b>	<b>175.00</b>	<b>178.41</b>	<b>200.00</b>	<b>35.82</b>	<b>35.00</b>	<b>35.00</b>	<b>40.00</b>	<b>5.10</b>	<b>4.67</b>	<b>5.00</b>	<b>5.60</b>
c.i. lower	706.87	682.00	750.00	770.00	162.34	155.00	5.60	175.00	32.67	30.00	35.00	35.00	4.57	4.30	4.67	5.00
c.i. upper	798.21	800.00	850.00	900.00	193.19	190.00	200.00	210.00	38.97	40.00	40.00	45.00	5.63	5.33	6.33	7.50
n	25				25				26				26			
<i>Group</i>																
	<b>808.85</b>	<b>770.00</b>	<b>770.00</b>	<b>836.00</b>	<b>194.25</b>	<b>177.50</b>	<b>190.00</b>	<b>205.00</b>	<b>38.88</b>	<b>36.00</b>	<b>38.00</b>	<b>40.00</b>	<b>5.37</b>	<b>5.07</b>	<b>5.33</b>	<b>6.00</b>
c.i. lower	740.87	770.00	770.00	770.00	176.83	175.00	6.00	190.00	35.51	35.00	35.00	38.00	4.99	4.67	5.00	5.33
c.i. upper	876.83	800.00	836.00	990.00	211.67	200.00	210.00	250.00	42.26	40.00	42.00	50.00	5.75	5.83	6.00	6.67
n	30				32				33				33			
<i>Center</i>																
	<b>987.77</b>	<b>1000.00</b>	<b>1034.00</b>	<b>1092.50</b>	<b>232.29</b>	<b>230.11</b>	<b>240.00</b>	<b>258.52</b>	<b>47.41</b>	<b>47.50</b>	<b>50.00</b>	<b>51.70</b>	<b>6.96</b>	<b>7.02</b>	<b>7.33</b>	<b>8.33</b>
c.i. lower	918.47	924.00	990.00	1025.00	217.72	225.00	8.33	235.00	44.64	45.00	45.00	48.86	6.39	6.00	6.06	7.27
c.i. upper	1057.08	1075.00	1110.00	1200.00	246.86	255.68	261.36	275.00	50.17	51.14	52.27	55.00	7.54	8.33	8.33	9.00
n	24				24				24				24			

**Table A1.7: Child care market rates for region 7, family and group homes and centers (continued)**

<b>Preschool (3 to 6 years old)</b>																
<b>MONTHLY</b>					<b>WEEKLY</b>				<b>DAILY</b>				<b>HOURLY</b>			
<i>Family</i>																
	<b>Mean</b>	<b>50<sup>th</sup></b>	<b>60<sup>th</sup></b>	<b>75<sup>th</sup></b>	<b>Mean</b>	<b>50<sup>th</sup></b>	<b>60<sup>th</sup></b>	<b>75<sup>th</sup></b>	<b>Mean</b>	<b>50<sup>th</sup></b>	<b>60<sup>th</sup></b>	<b>75<sup>th</sup></b>	<b>Mean</b>	<b>50<sup>th</sup></b>	<b>60<sup>th</sup></b>	<b>75<sup>th</sup></b>
	<b>770.48</b>	<b>770.00</b>	<b>770.00</b>	<b>836.00</b>	<b>169.70</b>	<b>175.00</b>	<b>175.00</b>	<b>181.82</b>	<b>34.24</b>	<b>35.00</b>	<b>35.00</b>	<b>37.00</b>	<b>4.91</b>	<b>4.67</b>	<b>4.67</b>	<b>5.00</b>
c.i. lower	721.21	700.00	770.00	770.00	158.05	150.00	5.00	175.00	31.79	30.00	35.00	35.00	4.43	4.30	4.67	4.67
c.i. upper	819.74	836.00	880.00	900.00	181.35	180.00	181.82	200.00	36.69	36.00	38.00	40.00	5.39	5.00	6.33	7.07
n	21				26				27				27			
<i>Group</i>																
	<b>812.08</b>	<b>770.00</b>	<b>770.00</b>	<b>852.50</b>	<b>185.74</b>	<b>175.00</b>	<b>180.00</b>	<b>195.00</b>	<b>37.23</b>	<b>35.00</b>	<b>36.00</b>	<b>40.00</b>	<b>5.21</b>	<b>4.85</b>	<b>5.07</b>	<b>5.68</b>
c.i. lower	739.21	770.00	770.00	770.00	171.20	175.00	5.68	180.00	34.41	35.00	35.00	36.00	4.84	4.67	4.67	5.07
c.i. upper	884.94	800.00	880.00	990.00	200.28	190.00	200.00	225.00	40.05	38.00	40.00	45.00	5.59	5.33	5.83	6.50
n	28				32				33				33			
<i>Center</i>																
	<b>881.99</b>	<b>900.00</b>	<b>912.00</b>	<b>925.00</b>	<b>207.41</b>	<b>204.55</b>	<b>210.11</b>	<b>227.27</b>	<b>42.30</b>	<b>42.00</b>	<b>44.00</b>	<b>45.45</b>	<b>6.42</b>	<b>6.00</b>	<b>6.82</b>	<b>8.33</b>
c.i. lower	817.04	800.00	880.00	900.00	192.68	200.00	8.33	210.00	39.36	40.00	40.91	43.00	5.72	5.33	5.60	6.67
c.i. upper	946.94	925.00	1000.00	1150.00	222.14	215.00	240.91	261.36	45.24	45.00	50.00	52.27	7.12	7.83	8.33	9.00
n	25				25				25				25			
<b>School (6 years old or older)</b>																
<b>MONTHLY</b>					<b>WEEKLY</b>				<b>DAILY</b>				<b>HOURLY</b>			
<i>Family</i>																
	<b>Mean</b>	<b>50<sup>th</sup></b>	<b>60<sup>th</sup></b>	<b>75<sup>th</sup></b>	<b>Mean</b>	<b>50<sup>th</sup></b>	<b>60<sup>th</sup></b>	<b>75<sup>th</sup></b>	<b>Mean</b>	<b>50<sup>th</sup></b>	<b>60<sup>th</sup></b>	<b>75<sup>th</sup></b>	<b>Mean</b>	<b>50<sup>th</sup></b>	<b>60<sup>th</sup></b>	<b>75<sup>th</sup></b>
	<b>699.14</b>	<b>745.00</b>	<b>770.00</b>	<b>770.00</b>	<b>162.66</b>	<b>175.00</b>	<b>175.00</b>	<b>180.00</b>	<b>33.22</b>	<b>35.00</b>	<b>35.00</b>	<b>36.00</b>	<b>5.00</b>	<b>4.67</b>	<b>5.00</b>	<b>5.83</b>
c.i. lower	633.48	616.00	616.00	720.00	145.69	140.00	5.83	175.00	29.91	28.00	35.00	35.00	4.41	4.40	4.67	4.80
c.i. upper	764.80	800.00	800.00	800.00	179.64	181.82	181.82	200.00	36.53	36.00	40.00	45.00	5.59	5.83	6.17	7.00
n	14				14				17				17			
<i>Group</i>																
	<b>669.69</b>	<b>748.00</b>	<b>770.00</b>	<b>770.00</b>	<b>159.35</b>	<b>172.73</b>	<b>175.00</b>	<b>175.00</b>	<b>31.97</b>	<b>34.77</b>	<b>35.00</b>	<b>35.00</b>	<b>4.66</b>	<b>4.67</b>	<b>4.92</b>	<b>5.50</b>
c.i. lower	603.71	600.00	690.00	760.00	143.73	162.50	5.50	175.00	28.95	32.50	34.00	35.00	4.19	4.55	4.67	4.85
c.i. upper	735.68	770.00	770.00	825.00	174.97	175.00	175.00	225.00	34.99	35.00	35.00	40.00	5.12	5.33	5.50	6.25
n	27				29				30				30			
<i>Center</i>																
	<b>847.40</b>	<b>865.00</b>	<b>880.00</b>	<b>950.00</b>	<b>199.06</b>	<b>200.00</b>	<b>210.11</b>	<b>232.50</b>	<b>40.55</b>	<b>41.00</b>	<b>43.00</b>	<b>45.00</b>	<b>6.11</b>	<b>6.67</b>	<b>6.97</b>	<b>7.50</b>
c.i. lower	758.85	710.00	800.00	880.00	178.15	161.36	7.50	210.00	36.87	40.00	40.00	42.00	5.39	5.33	5.60	6.67
c.i. upper	935.95	925.00	1056.00	1210.00	219.96	225.00	240.91	275.00	44.24	45.00	45.00	52.27	6.83	7.50	7.50	8.00
n	20				20				22				22			

Appendix B  
Tables B1.0 – B1.7 (Method 1 - Imputed Survey, Part-Time)

**Table B1.0: Part time child care market rates for Montana, family and group homes and centers**

<b>Infants (0 – 1)</b>																
<b>MONTHLY</b>					<b>WEEKLY</b>				<b>DAILY</b>				<b>HOURLY</b>			
<i>Family</i>																
	<b>Mean</b>	<b>50<sup>th</sup></b>	<b>60<sup>th</sup></b>	<b>75<sup>th</sup></b>	<b>Mean</b>	<b>50<sup>th</sup></b>	<b>60<sup>th</sup></b>	<b>75<sup>th</sup></b>	<b>Mean</b>	<b>50<sup>th</sup></b>	<b>60<sup>th</sup></b>	<b>75<sup>th</sup></b>	<b>Mean</b>	<b>50<sup>th</sup></b>	<b>60<sup>th</sup></b>	<b>75<sup>th</sup></b>
	<b>686.55</b>	<b>660.00</b>	<b>770.00</b>	<b>836.00</b>	<b>158.57</b>	<b>159.09</b>	<b>175.00</b>	<b>190.00</b>	<b>33.84</b>	<b>35.00</b>	<b>35.00</b>	<b>39.00</b>	<b>5.25</b>	<b>5.00</b>	<b>5.33</b>	<b>6.00</b>
c.i. lower	629.29	600.00	660.00	770.00	145.74	136.36	6.00	175.00	32.18	32.50	35.00	35.00	4.95	4.67	5.00	5.33
c.i. upper	743.81	770.00	836.00	899.25	171.41	175.00	190.00	204.38	35.51	35.00	38.00	40.00	5.55	5.33	5.83	6.67
n	45				45				76				74			
<i>Group</i>																
	<b>791.19</b>	<b>770.00</b>	<b>825.00</b>	<b>880.00</b>	<b>183.89</b>	<b>175.00</b>	<b>187.50</b>	<b>213.75</b>	<b>39.44</b>	<b>35.00</b>	<b>40.00</b>	<b>45.00</b>	<b>6.18</b>	<b>5.80</b>	<b>6.00</b>	<b>7.00</b>
c.i. lower	709.44	650.00	770.00	836.00	165.67	150.00	7.00	200.00	37.11	35.00	35.00	41.00	5.78	5.07	5.83	6.50
c.i. upper	872.93	825.00	880.00	1100.00	202.10	187.50	200.00	250.00	41.77	40.00	42.00	50.00	6.58	6.00	6.66	8.00
n	77				77				134				134			
<i>Center</i>																
	<b>934.07</b>	<b>968.00</b>	<b>990.00</b>	<b>1100.00</b>	<b>221.31</b>	<b>225.00</b>	<b>225.00</b>	<b>262.50</b>	<b>48.49</b>	<b>46.05</b>	<b>49.09</b>	<b>52.27</b>	<b>7.24</b>	<b>7.17</b>	<b>7.50</b>	<b>8.33</b>
c.i. lower	842.97	825.00	907.50	990.00	198.83	189.77	8.33	240.00	45.72	45.00	46.64	50.00	6.86	6.52	7.17	8.00
c.i. upper	1025.16	1056.00	1075.00	1210.00	243.78	243.75	250.00	325.00	51.25	50.00	50.00	56.00	7.61	7.50	8.06	8.75
n	53				53				98				97			
<b>Toddler (1 to 3 years old)</b>																
<b>MONTHLY</b>					<b>WEEKLY</b>				<b>DAILY</b>				<b>HOURLY</b>			
<i>Family</i>																
	<b>Mean</b>	<b>50<sup>th</sup></b>	<b>60<sup>th</sup></b>	<b>75<sup>th</sup></b>	<b>Mean</b>	<b>50<sup>th</sup></b>	<b>60<sup>th</sup></b>	<b>75<sup>th</sup></b>	<b>Mean</b>	<b>50<sup>th</sup></b>	<b>60<sup>th</sup></b>	<b>75<sup>th</sup></b>	<b>Mean</b>	<b>50<sup>th</sup></b>	<b>60<sup>th</sup></b>	<b>75<sup>th</sup></b>
	<b>662.91</b>	<b>660.00</b>	<b>770.00</b>	<b>800.00</b>	<b>153.05</b>	<b>150.00</b>	<b>175.00</b>	<b>187.50</b>	<b>33.16</b>	<b>34.09</b>	<b>35.00</b>	<b>40.00</b>	<b>5.03</b>	<b>4.96</b>	<b>5.33</b>	<b>5.83</b>
c.i. lower	607.30	550.00	650.00	770.00	140.57	125.00	5.83	175.00	31.45	30.00	34.09	35.00	4.75	4.67	4.80	5.33
c.i. upper	718.52	770.00	800.00	880.00	165.52	175.00	187.50	200.00	34.87	35.00	35.00	40.00	5.31	5.33	5.45	6.33
n	47				47				83				79			
<i>Group</i>																
	<b>765.47</b>	<b>770.00</b>	<b>770.00</b>	<b>880.00</b>	<b>178.01</b>	<b>175.00</b>	<b>183.75</b>	<b>200.00</b>	<b>38.66</b>	<b>35.00</b>	<b>38.00</b>	<b>44.00</b>	<b>6.02</b>	<b>5.33</b>	<b>5.83</b>	<b>6.67</b>
c.i. lower	695.79	640.00	770.00	825.00	162.46	150.00	6.67	190.00	36.62	35.00	35.00	40.00	5.65	5.07	5.50	6.25
c.i. upper	835.15	825.00	866.25	990.00	193.56	187.50	200.00	225.00	40.69	37.65	40.00	48.00	6.39	5.83	6.31	7.50
n	85				85				143				141			
<i>Center</i>																
	<b>871.95</b>	<b>900.00</b>	<b>977.00</b>	<b>1072.50</b>	<b>208.38</b>	<b>215.00</b>	<b>225.00</b>	<b>245.46</b>	<b>47.12</b>	<b>45.00</b>	<b>48.34</b>	<b>52.75</b>	<b>7.04</b>	<b>6.98</b>	<b>7.48</b>	<b>8.33</b>
c.i. lower	799.99	792.00	900.00	990.00	190.95	187.50	8.33	225.00	44.49	45.00	45.00	50.00	6.70	6.44	7.00	7.60
c.i. upper	943.92	990.00	1012.00	1109.00	225.80	225.00	243.75	275.00	49.75	48.00	50.12	55.00	7.39	7.47	7.83	8.35
n	73				73				112				110			

**Table B1.0: Part time child care market rates for Montana, family and group homes and centers (continued)**

<b>Preschool (3 to 6 years old)</b>																
<b>MONTHLY</b>					<b>WEEKLY</b>				<b>DAILY</b>				<b>HOURLY</b>			
<i>Family</i>																
	<b>Mean</b>	<b>50<sup>th</sup></b>	<b>60<sup>th</sup></b>	<b>75<sup>th</sup></b>	<b>Mean</b>	<b>50<sup>th</sup></b>	<b>60<sup>th</sup></b>	<b>75<sup>th</sup></b>	<b>Mean</b>	<b>50<sup>th</sup></b>	<b>60<sup>th</sup></b>	<b>75<sup>th</sup></b>	<b>Mean</b>	<b>50<sup>th</sup></b>	<b>60<sup>th</sup></b>	<b>75<sup>th</sup></b>
	<b>662.17</b>	<b>660.00</b>	<b>770.00</b>	<b>800.00</b>	<b>153.81</b>	<b>154.55</b>	<b>175.00</b>	<b>190.00</b>	<b>32.07</b>	<b>33.55</b>	<b>35.00</b>	<b>35.00</b>	<b>5.05</b>	<b>4.80</b>	<b>5.00</b>	<b>5.83</b>
c.i. lower	605.23	575.00	660.00	770.00	140.90	131.25	5.83	175.00	30.46	30.00	33.00	35.00	4.75	4.67	4.80	5.33
c.i. upper	719.11	770.00	800.00	880.00	166.73	175.00	190.00	200.00	33.67	35.00	35.00	40.00	5.36	5.00	5.83	6.67
n	50				50				86				81			
<i>Group</i>																
	<b>761.82</b>	<b>726.00</b>	<b>770.00</b>	<b>880.00</b>	<b>177.17</b>	<b>169.31</b>	<b>186.00</b>	<b>200.00</b>	<b>37.16</b>	<b>35.00</b>	<b>36.68</b>	<b>40.00</b>	<b>5.96</b>	<b>5.33</b>	<b>5.83</b>	<b>6.67</b>
c.i. lower	695.75	650.00	726.00	825.00	162.42	150.00	6.67	190.00	35.28	35.00	35.00	39.55	5.58	5.07	5.33	6.00
c.i. upper	827.89	770.00	836.00	990.00	191.93	186.00	194.32	250.00	39.04	36.00	40.00	45.00	6.35	5.83	6.00	7.50
n	92				92				145				139			
<i>Center</i>																
	<b>815.93</b>	<b>852.00</b>	<b>880.00</b>	<b>990.00</b>	<b>192.11</b>	<b>200.00</b>	<b>207.96</b>	<b>230.00</b>	<b>42.90</b>	<b>42.00</b>	<b>45.00</b>	<b>50.00</b>	<b>6.58</b>	<b>6.61</b>	<b>7.17</b>	<b>7.86</b>
c.i. lower	759.83	704.00	849.00	924.00	178.82	168.75	7.86	222.73	40.75	40.00	42.00	45.23	6.24	6.00	6.67	7.50
c.i. upper	872.03	880.00	975.00	1072.50	205.41	207.96	225.00	250.00	45.05	45.00	47.00	51.82	6.92	7.07	7.50	8.33
n	92				92				128				117			
<b>School (6 years old or older)</b>																
<b>MONTHLY</b>					<b>WEEKLY</b>				<b>DAILY</b>				<b>HOURLY</b>			
<i>Family</i>																
	<b>Mean</b>	<b>50<sup>th</sup></b>	<b>60<sup>th</sup></b>	<b>75<sup>th</sup></b>	<b>Mean</b>	<b>50<sup>th</sup></b>	<b>60<sup>th</sup></b>	<b>75<sup>th</sup></b>	<b>Mean</b>	<b>50<sup>th</sup></b>	<b>60<sup>th</sup></b>	<b>75<sup>th</sup></b>	<b>Mean</b>	<b>50<sup>th</sup></b>	<b>60<sup>th</sup></b>	<b>75<sup>th</sup></b>
	<b>652.62</b>	<b>660.00</b>	<b>726.00</b>	<b>800.00</b>	<b>152.87</b>	<b>155.00</b>	<b>175.00</b>	<b>187.50</b>	<b>30.57</b>	<b>30.00</b>	<b>35.00</b>	<b>35.00</b>	<b>4.95</b>	<b>5.00</b>	<b>5.00</b>	<b>5.64</b>
c.i. lower	579.63	496.65	616.00	770.00	136.77	125.00	5.64	175.00	28.57	30.00	30.00	35.00	4.57	4.67	4.80	5.00
c.i. upper	725.60	770.00	800.00	990.00	168.96	175.00	187.50	225.00	32.56	35.00	35.00	40.00	5.32	5.00	5.33	6.67
n	38				38				62				60			
<i>Group</i>																
	<b>726.19</b>	<b>660.00</b>	<b>770.00</b>	<b>880.00</b>	<b>168.17</b>	<b>160.00</b>	<b>175.00</b>	<b>200.00</b>	<b>34.15</b>	<b>35.00</b>	<b>35.00</b>	<b>40.00</b>	<b>5.60</b>	<b>5.25</b>	<b>5.67</b>	<b>6.20</b>
c.i. lower	655.14	638.00	660.00	770.00	152.50	147.73	6.20	175.00	32.07	33.00	35.00	37.00	5.23	4.85	5.33	6.00
c.i. upper	797.25	770.00	825.00	990.00	183.84	175.00	187.50	225.00	36.23	35.00	37.20	44.00	5.98	5.50	6.00	7.00
n	79				79				124				123			
<i>Center</i>																
	<b>655.12</b>	<b>583.00</b>	<b>738.00</b>	<b>980.00</b>	<b>158.90</b>	<b>137.18</b>	<b>172.75</b>	<b>225.00</b>	<b>36.20</b>	<b>35.90</b>	<b>40.00</b>	<b>45.00</b>	<b>5.90</b>	<b>6.08</b>	<b>6.67</b>	<b>7.33</b>
c.i. lower	575.62	528.00	552.00	816.00	141.77	125.00	7.33	198.86	33.33	30.68	35.80	44.00	5.47	5.50	6.00	6.67
c.i. upper	734.62	816.00	948.75	1056.00	176.04	198.86	222.73	243.75	39.06	40.00	45.00	50.00	6.32	6.67	6.97	7.85
n	60				60				86				86			



**Table B1.1: Part time child care market rates for region 1, family and group homes and centers**

<b>Infants (0 – 1)</b>																
<b>MONTHLY</b>					<b>WEEKLY</b>				<b>DAILY</b>				<b>HOURLY</b>			
<i>Family</i>																
	<b>Mean</b>	<b>50<sup>th</sup></b>	<b>60<sup>th</sup></b>	<b>75<sup>th</sup></b>	<b>Mean</b>	<b>50<sup>th</sup></b>	<b>60<sup>th</sup></b>	<b>75<sup>th</sup></b>	<b>Mean</b>	<b>50<sup>th</sup></b>	<b>60<sup>th</sup></b>	<b>75<sup>th</sup></b>	<b>Mean</b>	<b>50<sup>th</sup></b>	<b>60<sup>th</sup></b>	<b>75<sup>th</sup></b>
	<b>796.71</b>	<b>836.00</b>	<b>836.00</b>	<b>880.00</b>	<b>181.07</b>	<b>190.00</b>	<b>190.00</b>	<b>200.00</b>	<b>35.88</b>	<b>36.50</b>	<b>38.00</b>	<b>40.00</b>	<b>5.45</b>	<b>5.00</b>	<b>5.33</b>	<b>6.00</b>
c.i. lower	690.36	550.00	770.00	825.00	156.90	125.00	6.00	187.50	31.80	29.75	33.00	35.00	4.33	4.00	4.40	5.00
c.i. upper	903.07	880.00	880.00	880.00	205.24	200.00	200.00	200.00	39.95	40.00	45.00	45.00	6.56	7.00	8.33	8.33
n	7				7				10				9			
<i>Group</i>																
	<b>1006.29</b>	<b>968.00</b>	<b>1100.00</b>	<b>1300.00</b>	<b>229.91</b>	<b>220.00</b>	<b>250.00</b>	<b>295.46</b>	<b>48.85</b>	<b>47.50</b>	<b>50.00</b>	<b>60.00</b>	<b>7.92</b>	<b>7.10</b>	<b>8.00</b>	<b>9.17</b>
c.i. lower	796.10	720.00	836.00	1034.00	183.00	163.64	9.17	235.00	41.36	38.00	44.00	50.00	6.27	5.50	6.40	7.50
c.i. upper	1216.49	1300.00	1540.00	1760.00	276.81	295.46	350.00	400.00	56.34	60.00	65.00	77.00	9.57	9.17	10.00	12.83
n	17				17				22				22			
<i>Center</i>																
	<b>716.28</b>	<b>674.85</b>	<b>674.85</b>	<b>880.00</b>	<b>162.79</b>	<b>153.38</b>	<b>153.38</b>	<b>200.00</b>	<b>44.13</b>	<b>47.00</b>	<b>50.00</b>	<b>50.12</b>	<b>7.19</b>	<b>7.64</b>	<b>8.13</b>	<b>8.33</b>
c.i. lower	350.04	594.00	594.00	594.00	79.55	135.00	8.33	135.00	34.83	27.00	37.50	40.00	5.76	4.09	6.25	7.50
c.i. upper	1082.53	880.00	880.00	880.00	246.03	200.00	200.00	200.00	53.42	57.27	57.27	57.27	8.61	8.35	8.35	8.35
n	3				3				7				7			
<b>Toddler (1 to 3 years old)</b>																
<b>MONTHLY</b>					<b>WEEKLY</b>				<b>DAILY</b>				<b>HOURLY</b>			
<i>Family</i>																
	<b>Mean</b>	<b>50<sup>th</sup></b>	<b>60<sup>th</sup></b>	<b>75<sup>th</sup></b>	<b>Mean</b>	<b>50<sup>th</sup></b>	<b>60<sup>th</sup></b>	<b>75<sup>th</sup></b>	<b>Mean</b>	<b>50<sup>th</sup></b>	<b>60<sup>th</sup></b>	<b>75<sup>th</sup></b>	<b>Mean</b>	<b>50<sup>th</sup></b>	<b>60<sup>th</sup></b>	<b>75<sup>th</sup></b>
	<b>777.86</b>	<b>770.00</b>	<b>825.00</b>	<b>880.00</b>	<b>176.79</b>	<b>175.00</b>	<b>187.50</b>	<b>200.00</b>	<b>34.34</b>	<b>35.00</b>	<b>35.00</b>	<b>40.00</b>	<b>5.10</b>	<b>4.70</b>	<b>5.17</b>	<b>6.00</b>
c.i. lower	674.32	550.00	770.00	770.00	153.26	125.00	6.00	175.00	30.50	30.00	30.00	33.00	4.10	4.00	4.00	4.40
c.i. upper	881.39	880.00	880.00	880.00	200.32	200.00	200.00	200.00	38.18	40.00	45.00	45.00	6.10	6.00	8.33	8.33
n	7				7				11				10			
<i>Group</i>																
	<b>972.26</b>	<b>907.50</b>	<b>990.00</b>	<b>1300.00</b>	<b>222.81</b>	<b>206.25</b>	<b>225.00</b>	<b>295.46</b>	<b>47.82</b>	<b>45.00</b>	<b>50.00</b>	<b>57.50</b>	<b>7.68</b>	<b>6.68</b>	<b>7.50</b>	<b>8.75</b>
c.i. lower	780.76	720.00	770.00	907.50	180.29	163.64	8.75	206.25	40.86	38.00	40.00	48.00	6.14	5.33	5.50	7.50
c.i. upper	1163.77	1300.00	1320.00	1650.00	265.33	295.46	300.00	375.00	54.78	55.00	60.00	77.00	9.22	8.33	9.17	12.83
n	19				19				24				24			
<i>Center</i>																
	<b>856.81</b>	<b>733.43</b>	<b>792.00</b>	<b>990.00</b>	<b>194.73</b>	<b>166.69</b>	<b>180.00</b>	<b>225.00</b>	<b>45.19</b>	<b>46.00</b>	<b>48.56</b>	<b>52.50</b>	<b>6.68</b>	<b>7.25</b>	<b>7.54</b>	<b>7.60</b>
c.i. lower	527.81	594.00	660.00	674.85	119.96	135.00	7.60	153.38	36.98	35.00	36.00	45.00	5.61	4.67	5.45	7.00
c.i. upper	1185.80	1430.00	1430.00	1430.00	269.50	325.00	325.00	325.00	53.41	56.82	65.00	65.00	7.76	8.33	8.35	8.35
n	6				6				10				10			

**Table B1.1: Part-time child care market rates for region 1, family and group homes and centers (continued)**

<b>Preschool (3 to 6 years old)</b>																
<b>MONTHLY</b>					<b>WEEKLY</b>				<b>DAILY</b>				<b>HOURLY</b>			
<i>Family</i>																
	<b>Mean</b>	<b>50<sup>th</sup></b>	<b>60<sup>th</sup></b>	<b>75<sup>th</sup></b>	<b>Mean</b>	<b>50<sup>th</sup></b>	<b>60<sup>th</sup></b>	<b>75<sup>th</sup></b>	<b>Mean</b>	<b>50<sup>th</sup></b>	<b>60<sup>th</sup></b>	<b>75<sup>th</sup></b>	<b>Mean</b>	<b>50<sup>th</sup></b>	<b>60<sup>th</sup></b>	<b>75<sup>th</sup></b>
	<b>763.12</b>	<b>770.00</b>	<b>770.00</b>	<b>770.00</b>	<b>181.14</b>	<b>175.00</b>	<b>175.00</b>	<b>200.00</b>	<b>34.27</b>	<b>35.00</b>	<b>35.00</b>	<b>40.00</b>	<b>5.55</b>	<b>5.33</b>	<b>6.00</b>	<b>6.50</b>
c.i. lower	641.23	575.00	732.60	770.00	155.74	166.50	6.50	175.00	30.05	30.00	33.00	35.00	4.34	4.00	4.44	5.33
c.i. upper	885.01	880.00	1072.50	1072.50	206.54	200.00	243.75	243.75	38.49	40.00	45.00	45.00	6.76	7.00	8.33	8.33
n	9				9				11				9			
<i>Group</i>																
	<b>923.57</b>	<b>907.50</b>	<b>990.00</b>	<b>1100.00</b>	<b>211.57</b>	<b>206.25</b>	<b>225.00</b>	<b>250.00</b>	<b>45.86</b>	<b>45.00</b>	<b>46.36</b>	<b>50.00</b>	<b>7.55</b>	<b>6.52</b>	<b>7.50</b>	<b>8.75</b>
c.i. lower	758.06	640.00	770.00	924.00	174.77	150.00	8.75	210.00	39.41	36.00	42.00	45.00	5.99	5.33	5.50	6.67
c.i. upper	1089.08	1100.00	1210.00	1650.00	248.36	250.00	275.00	375.00	52.31	50.00	55.00	77.00	9.12	8.33	9.17	12.83
n	21				21				25				24			
<i>Center</i>																
	<b>804.78</b>	<b>653.13</b>	<b>704.00</b>	<b>1045.00</b>	<b>182.90</b>	<b>148.44</b>	<b>160.00</b>	<b>237.50</b>	<b>41.68</b>	<b>43.93</b>	<b>45.00</b>	<b>50.00</b>	<b>6.47</b>	<b>6.67</b>	<b>6.91</b>	<b>7.50</b>
c.i. lower	524.82	528.00	528.00	602.25	119.28	120.00	7.50	136.88	33.16	32.00	35.00	42.00	5.50	5.45	6.25	6.36
c.i. upper	1084.74	1430.00	1430.00	1430.00	246.53	325.00	325.00	325.00	50.20	51.82	65.00	65.00	7.45	8.33	8.35	8.35
n	8				8				11				11			
<b>School (6 years old or older)</b>																
<b>MONTHLY</b>					<b>WEEKLY</b>				<b>DAILY</b>				<b>HOURLY</b>			
<i>Family</i>																
	<b>Mean</b>	<b>50<sup>th</sup></b>	<b>60<sup>th</sup></b>	<b>75<sup>th</sup></b>	<b>Mean</b>	<b>50<sup>th</sup></b>	<b>60<sup>th</sup></b>	<b>75<sup>th</sup></b>	<b>Mean</b>	<b>50<sup>th</sup></b>	<b>60<sup>th</sup></b>	<b>75<sup>th</sup></b>	<b>Mean</b>	<b>50<sup>th</sup></b>	<b>60<sup>th</sup></b>	<b>75<sup>th</sup></b>
	<b>719.56</b>	<b>748.00</b>	<b>770.00</b>	<b>825.00</b>	<b>175.47</b>	<b>175.00</b>	<b>175.00</b>	<b>187.50</b>	<b>30.50</b>	<b>31.50</b>	<b>33.00</b>	<b>35.00</b>	<b>5.94</b>	<b>5.33</b>	<b>6.00</b>	<b>6.50</b>
c.i. lower	537.42	528.00	528.00	726.00	145.33	150.00	6.50	175.00	26.19	24.00	25.00	30.00	4.33	4.00	5.00	5.33
c.i. upper	901.70	1072.50	1072.50	1072.50	205.61	243.75	243.75	243.75	34.81	35.00	40.00	40.00	7.56	8.33	10.00	10.00
n	8				8				10				9			
<i>Group</i>																
	<b>849.61</b>	<b>915.75</b>	<b>990.00</b>	<b>1100.00</b>	<b>194.83</b>	<b>208.13</b>	<b>225.00</b>	<b>250.00</b>	<b>41.75</b>	<b>45.00</b>	<b>45.00</b>	<b>50.00</b>	<b>7.12</b>	<b>6.00</b>	<b>7.50</b>	<b>10.00</b>
c.i. lower	720.45	640.00	720.00	924.00	166.57	150.00	10.00	210.00	36.82	35.00	40.00	45.00	5.86	5.33	5.67	7.00
c.i. upper	978.78	1100.00	1100.00	1210.00	223.09	250.00	250.00	275.00	46.68	50.00	50.00	55.00	8.39	10.00	10.00	12.83
n	18				18				22				22			
<i>Center</i>																
	<b>599.87</b>	<b>501.60</b>	<b>501.60</b>	<b>990.00</b>	<b>136.33</b>	<b>114.00</b>	<b>114.00</b>	<b>225.00</b>	<b>38.79</b>	<b>36.92</b>	<b>38.84</b>	<b>45.00</b>	<b>5.89</b>	<b>5.96</b>	<b>6.47</b>	<b>6.67</b>
c.i. lower	-273.21	308.00	308.00	308.00	-62.09	70.00	6.67	70.00	31.19	14.00	22.80	35.00	4.18	3.73	4.67	5.45
c.i. upper	1472.94	990.00	990.00	990.00	334.76	225.00	225.00	225.00	46.39	50.00	50.00	50.00	7.60	8.33	8.33	8.33
n	3				3				6				6			

**Table B1.2: Part-time child care market rates for region 2, family and group homes and centers**

<b>Infants (0 – 1)</b>																
<b>MONTHLY</b>					<b>WEEKLY</b>				<b>DAILY</b>				<b>HOURLY</b>			
<i>Family</i>																
	<b>Mean</b>	<b>50<sup>th</sup></b>	<b>60<sup>th</sup></b>	<b>75<sup>th</sup></b>	<b>Mean</b>	<b>50<sup>th</sup></b>	<b>60<sup>th</sup></b>	<b>75<sup>th</sup></b>	<b>Mean</b>	<b>50<sup>th</sup></b>	<b>60<sup>th</sup></b>	<b>75<sup>th</sup></b>	<b>Mean</b>	<b>50<sup>th</sup></b>	<b>60<sup>th</sup></b>	<b>75<sup>th</sup></b>
	<b>709.20</b>	<b>797.50</b>	<b>852.50</b>	<b>880.00</b>	<b>165.50</b>	<b>181.25</b>	<b>193.75</b>	<b>200.00</b>	<b>31.23</b>	<b>30.00</b>	<b>35.00</b>	<b>40.00</b>	<b>5.63</b>	<b>5.00</b>	<b>6.00</b>	<b>6.67</b>
c.i. lower	515.18	400.00	407.00	770.00	124.76	100.00	6.67	175.00	24.54	20.00	25.00	30.00	4.64	5.00	5.00	5.00
c.i. upper	903.22	990.00	1100.00	1100.00	206.24	225.00	250.00	250.00	37.91	40.00	50.00	50.00	6.62	6.67	8.33	8.33
n	10				10				11				11			
<i>Group</i>																
	<b>1062.00</b>	<b>880.00</b>	<b>1127.50</b>	<b>1375.00</b>	<b>241.36</b>	<b>200.00</b>	<b>256.25</b>	<b>312.50</b>	<b>45.71</b>	<b>42.00</b>	<b>48.00</b>	<b>55.00</b>	<b>7.56</b>	<b>7.08</b>	<b>8.00</b>	<b>9.17</b>
c.i. lower	507.29	525.00	525.00	880.00	115.29	119.32	9.17	200.00	40.89	40.00	40.00	42.00	6.74	6.17	6.45	7.08
c.i. upper	1616.71	1650.00	1650.00	1650.00	367.43	375.00	375.00	375.00	50.53	55.00	60.00	62.50	8.38	9.17	10.00	10.00
n	5				5				19				19			
<i>Center</i>																
	<b>1081.67</b>	<b>1200.00</b>	<b>1200.00</b>	<b>1210.00</b>	<b>245.83</b>	<b>272.73</b>	<b>272.73</b>	<b>275.00</b>	<b>47.80</b>	<b>47.32</b>	<b>48.86</b>	<b>50.85</b>	<b>7.53</b>	<b>7.33</b>	<b>7.50</b>	<b>8.47</b>
c.i. lower	550.86	835.00	835.00	835.00	125.20	189.77	8.47	189.77	44.03	43.00	45.00	48.00	6.98	6.67	6.83	7.50
c.i. upper	1612.47	1210.00	1210.00	1210.00	366.47	275.00	275.00	275.00	51.57	51.69	55.00	66.00	8.07	8.62	8.80	9.17
n	3				3				16				16			
<b>Toddler (1 to 3 years old)</b>																
<b>MONTHLY</b>					<b>WEEKLY</b>				<b>DAILY</b>				<b>HOURLY</b>			
<i>Family</i>																
	<b>Mean</b>	<b>50<sup>th</sup></b>	<b>60<sup>th</sup></b>	<b>75<sup>th</sup></b>	<b>Mean</b>	<b>50<sup>th</sup></b>	<b>60<sup>th</sup></b>	<b>75<sup>th</sup></b>	<b>Mean</b>	<b>50<sup>th</sup></b>	<b>60<sup>th</sup></b>	<b>75<sup>th</sup></b>	<b>Mean</b>	<b>50<sup>th</sup></b>	<b>60<sup>th</sup></b>	<b>75<sup>th</sup></b>
	<b>698.20</b>	<b>797.50</b>	<b>852.50</b>	<b>880.00</b>	<b>163.00</b>	<b>181.25</b>	<b>193.75</b>	<b>200.00</b>	<b>30.32</b>	<b>30.00</b>	<b>30.00</b>	<b>40.00</b>	<b>5.53</b>	<b>5.17</b>	<b>6.00</b>	<b>6.67</b>
c.i. lower	515.52	400.00	407.00	770.00	124.91	100.00	6.67	175.00	24.29	20.00	25.00	30.00	4.38	4.00	4.93	5.00
c.i. upper	880.88	990.00	990.00	990.00	201.09	225.00	225.00	225.00	36.35	40.00	45.00	45.00	6.68	6.67	8.33	8.33
n	10				10				11				10			
<i>Group</i>																
	<b>1062.00</b>	<b>880.00</b>	<b>1127.50</b>	<b>1375.00</b>	<b>241.36</b>	<b>200.00</b>	<b>256.25</b>	<b>312.50</b>	<b>45.71</b>	<b>42.00</b>	<b>48.00</b>	<b>55.00</b>	<b>7.56</b>	<b>7.08</b>	<b>8.00</b>	<b>9.17</b>
c.i. lower	507.29	525.00	525.00	880.00	115.29	119.32	9.17	200.00	40.89	40.00	40.00	42.00	6.74	6.17	6.45	7.08
c.i. upper	1616.71	1650.00	1650.00	1650.00	367.43	375.00	375.00	375.00	50.53	55.00	60.00	62.50	8.38	9.17	10.00	10.00
n	5				5				19				19			
<i>Center</i>																
	<b>867.38</b>	<b>897.50</b>	<b>961.50</b>	<b>1000.00</b>	<b>217.84</b>	<b>224.66</b>	<b>228.64</b>	<b>250.00</b>	<b>47.39</b>	<b>46.00</b>	<b>50.00</b>	<b>51.69</b>	<b>7.41</b>	<b>7.17</b>	<b>7.50</b>	<b>8.33</b>
c.i. lower	743.26	660.00	744.80	849.00	184.46	169.27	8.33	222.05	42.96	43.00	45.00	48.00	6.84	6.67	6.83	7.50
c.i. upper	991.50	1012.00	1100.00	1100.00	251.22	275.00	275.00	275.00	51.81	51.69	55.00	66.00	7.98	8.33	8.80	9.17
n	10				10				17				17			

**Table B1.2: Part-time child care market rates for region 2, family and group homes and centers (continued)**

<b>Preschool (3 to 6 years old)</b>																
<b>MONTHLY</b>					<b>WEEKLY</b>				<b>DAILY</b>				<b>HOURLY</b>			
<i>Family</i>																
	<b>Mean</b>	<b>50<sup>th</sup></b>	<b>60<sup>th</sup></b>	<b>75<sup>th</sup></b>	<b>Mean</b>	<b>50<sup>th</sup></b>	<b>60<sup>th</sup></b>	<b>75<sup>th</sup></b>	<b>Mean</b>	<b>50<sup>th</sup></b>	<b>60<sup>th</sup></b>	<b>75<sup>th</sup></b>	<b>Mean</b>	<b>50<sup>th</sup></b>	<b>60<sup>th</sup></b>	<b>75<sup>th</sup></b>
	<b>687.70</b>	<b>797.50</b>	<b>852.50</b>	<b>880.00</b>	<b>159.25</b>	<b>181.25</b>	<b>193.75</b>	<b>200.00</b>	<b>29.59</b>	<b>30.00</b>	<b>30.00</b>	<b>37.50</b>	<b>5.43</b>	<b>5.00</b>	<b>6.00</b>	<b>6.67</b>
c.i. lower	494.98	352.00	400.00	770.00	118.07	100.00	6.67	175.00	23.70	20.00	20.00	30.00	4.46	4.27	5.00	5.00
c.i. upper	880.42	990.00	990.00	990.00	200.43	225.00	225.00	225.00	35.48	40.00	40.00	45.00	6.40	6.67	6.67	8.33
n	10				10				12				12			
<i>Group</i>																
	<b>1056.51</b>	<b>1017.50</b>	<b>1155.00</b>	<b>1307.02</b>	<b>240.11</b>	<b>231.25</b>	<b>262.50</b>	<b>297.05</b>	<b>42.91</b>	<b>40.00</b>	<b>42.00</b>	<b>45.00</b>	<b>7.50</b>	<b>7.04</b>	<b>7.25</b>	<b>9.17</b>
c.i. lower	751.95	792.00	792.00	880.00	170.90	180.00	9.17	200.00	38.57	36.00	38.00	40.00	6.61	5.83	6.17	7.08
c.i. upper	1361.06	1650.00	1650.00	1650.00	309.33	375.00	375.00	375.00	47.24	45.00	56.32	62.50	8.38	9.17	10.00	10.51
n	8				8				18				18			
<i>Center</i>																
	<b>781.41</b>	<b>798.50</b>	<b>880.00</b>	<b>919.50</b>	<b>191.73</b>	<b>203.98</b>	<b>210.00</b>	<b>242.50</b>	<b>42.70</b>	<b>42.00</b>	<b>43.59</b>	<b>50.00</b>	<b>7.07</b>	<b>7.17</b>	<b>7.50</b>	<b>8.33</b>
c.i. lower	675.31	615.50	640.00	849.00	163.23	145.46	8.33	207.96	38.79	40.00	41.45	43.18	6.32	6.00	6.44	7.17
c.i. upper	887.50	924.00	946.00	1100.00	220.22	250.00	250.00	275.00	46.62	47.00	50.00	55.00	7.82	8.33	8.80	9.17
n	16				16				25				18			
<b>School (6 years old or older)</b>																
<b>MONTHLY</b>					<b>WEEKLY</b>				<b>DAILY</b>				<b>HOURLY</b>			
<i>Family</i>																
	<b>Mean</b>	<b>50<sup>th</sup></b>	<b>60<sup>th</sup></b>	<b>75<sup>th</sup></b>	<b>Mean</b>	<b>50<sup>th</sup></b>	<b>60<sup>th</sup></b>	<b>75<sup>th</sup></b>	<b>Mean</b>	<b>50<sup>th</sup></b>	<b>60<sup>th</sup></b>	<b>75<sup>th</sup></b>	<b>Mean</b>	<b>50<sup>th</sup></b>	<b>60<sup>th</sup></b>	<b>75<sup>th</sup></b>
	<b>665.79</b>	<b>770.00</b>	<b>825.00</b>	<b>880.00</b>	<b>152.76</b>	<b>175.00</b>	<b>187.50</b>	<b>200.00</b>	<b>28.88</b>	<b>30.00</b>	<b>30.00</b>	<b>37.50</b>	<b>5.11</b>	<b>5.00</b>	<b>5.00</b>	<b>5.83</b>
c.i. lower	485.43	400.00	440.00	496.65	112.96	100.00	5.83	112.88	22.59	20.00	20.00	30.00	4.12	4.27	4.67	5.00
c.i. upper	846.14	990.00	990.00	990.00	192.56	225.00	225.00	225.00	35.16	40.00	40.00	45.00	6.09	6.67	6.67	8.33
n	11				11				12				12			
<i>Group</i>																
	<b>1007.17</b>	<b>858.00</b>	<b>880.00</b>	<b>1375.00</b>	<b>228.90</b>	<b>195.00</b>	<b>200.00</b>	<b>312.50</b>	<b>44.32</b>	<b>40.00</b>	<b>43.00</b>	<b>52.16</b>	<b>7.46</b>	<b>6.96</b>	<b>7.73</b>	<b>8.86</b>
c.i. lower	565.04	510.00	792.00	836.00	128.42	115.91	8.86	190.00	38.19	37.00	38.00	40.00	6.47	6.17	6.40	6.67
c.i. upper	1449.30	1650.00	1650.00	1650.00	329.39	375.00	375.00	375.00	50.45	56.32	58.00	62.50	8.45	9.39	9.67	10.00
n	6				6				12				12			
<i>Center</i>																
	<b>543.08</b>	<b>495.00</b>	<b>600.00</b>	<b>693.00</b>	<b>158.33</b>	<b>125.00</b>	<b>150.00</b>	<b>200.00</b>	<b>33.45</b>	<b>30.34</b>	<b>33.00</b>	<b>44.00</b>	<b>6.15</b>	<b>6.67</b>	<b>6.67</b>	<b>6.67</b>
c.i. lower	384.71	325.00	325.00	440.00	123.60	125.00	6.67	125.00	27.75	25.00	25.00	30.68	5.36	5.50	6.00	6.67
c.i. upper	701.46	726.00	816.00	1100.00	193.06	235.00	250.00	250.00	39.15	44.00	50.00	53.00	6.94	6.67	7.33	8.83
n	12				12				18				17			

**Table B1.3: Part-time child care market rates for region 3, family and group homes and centers**

<b>Infants (0 – 1)</b>																
<b>MONTHLY</b>					<b>WEEKLY</b>				<b>DAILY</b>				<b>HOURLY</b>			
<i>Family</i>																
	<b>Mean</b>	<b>50<sup>th</sup></b>	<b>60<sup>th</sup></b>	<b>75<sup>th</sup></b>	<b>Mean</b>	<b>50<sup>th</sup></b>	<b>60<sup>th</sup></b>	<b>75<sup>th</sup></b>	<b>Mean</b>	<b>50<sup>th</sup></b>	<b>60<sup>th</sup></b>	<b>75<sup>th</sup></b>	<b>Mean</b>	<b>50<sup>th</sup></b>	<b>60<sup>th</sup></b>	<b>75<sup>th</sup></b>
	<b>519.75</b>	<b>519.75</b>	<b>577.50</b>	<b>577.50</b>	<b>118.13</b>	<b>118.13</b>	<b>131.25</b>	<b>131.25</b>	<b>29.66</b>	<b>29.00</b>	<b>30.00</b>	<b>35.00</b>	<b>4.48</b>	<b>4.33</b>	<b>4.67</b>	<b>5.25</b>
c.i. lower	-214.03	462.00	462.00	462.00	-48.64	105.00	5.25	105.00	25.39	26.25	26.25	28.00	3.69	3.60	3.60	4.00
c.i. upper	1253.53	577.50	577.50	577.50	284.89	131.25	131.25	131.25	33.92	35.00	35.00	35.00	5.27	5.83	5.83	5.83
n	2				2				8				8			
<i>Group</i>																
	<b>456.49</b>	<b>447.67</b>	<b>462.00</b>	<b>627.00</b>	<b>103.94</b>	<b>102.50</b>	<b>105.00</b>	<b>142.50</b>	<b>29.88</b>	<b>33.00</b>	<b>34.00</b>	<b>35.00</b>	<b>5.26</b>	<b>4.67</b>	<b>5.33</b>	<b>5.83</b>
c.i. lower	262.40	330.00	330.00	433.33	59.84	75.00	5.83	100.00	24.58	21.00	25.00	33.00	4.41	4.17	4.53	4.67
c.i. upper	650.58	770.00	770.00	770.00	148.03	175.00	175.00	175.00	35.18	35.00	40.00	45.00	6.11	6.66	7.50	8.00
n	8				8				13				13			
<i>Center</i>																
	<b>825.00</b>	<b>825.00</b>	<b>1100.00</b>	<b>1100.00</b>	<b>187.50</b>	<b>187.50</b>	<b>250.00</b>	<b>250.00</b>	<b>38.24</b>	<b>34.09</b>	<b>37.05</b>	<b>40.00</b>	<b>5.04</b>	<b>4.55</b>	<b>4.94</b>	<b>5.33</b>
c.i. lower	-2669.21	550.00	550.00	550.00	-606.64	125.00	5.33	125.00	29.38	33.00	33.00	34.09	4.00	4.40	4.40	4.55
c.i. upper	4319.21	1100.00	1100.00	1100.00	981.64	250.00	250.00	250.00	47.09	50.00	50.00	50.00	6.09	6.40	6.40	6.40
n	2				2				5				5			
<b>Toddler (1 to 3 years old)</b>																
<b>MONTHLY</b>					<b>WEEKLY</b>				<b>DAILY</b>				<b>HOURLY</b>			
<i>Family</i>																
	<b>Mean</b>	<b>50<sup>th</sup></b>	<b>60<sup>th</sup></b>	<b>75<sup>th</sup></b>	<b>Mean</b>	<b>50<sup>th</sup></b>	<b>60<sup>th</sup></b>	<b>75<sup>th</sup></b>	<b>Mean</b>	<b>50<sup>th</sup></b>	<b>60<sup>th</sup></b>	<b>75<sup>th</sup></b>	<b>Mean</b>	<b>50<sup>th</sup></b>	<b>60<sup>th</sup></b>	<b>75<sup>th</sup></b>
	<b>519.75</b>	<b>519.75</b>	<b>577.50</b>	<b>577.50</b>	<b>118.13</b>	<b>118.13</b>	<b>131.25</b>	<b>131.25</b>	<b>30.04</b>	<b>30.00</b>	<b>35.00</b>	<b>35.00</b>	<b>4.60</b>	<b>4.67</b>	<b>4.67</b>	<b>5.83</b>
c.i. lower	-214.03	462.00	462.00	462.00	-48.64	105.00	5.83	105.00	25.05	21.00	26.25	28.00	3.73	3.50	3.73	4.00
c.i. upper	1253.53	577.50	577.50	577.50	284.89	131.25	131.25	131.25	35.02	35.00	35.00	35.00	5.48	5.83	5.83	5.83
n	2				2				7				7			
<i>Group</i>																
	<b>497.44</b>	<b>462.00</b>	<b>484.00</b>	<b>770.00</b>	<b>113.22</b>	<b>105.00</b>	<b>110.00</b>	<b>175.00</b>	<b>29.88</b>	<b>33.00</b>	<b>34.00</b>	<b>35.00</b>	<b>5.06</b>	<b>4.67</b>	<b>5.00</b>	<b>5.50</b>
c.i. lower	305.66	330.00	330.00	462.00	69.67	75.00	5.50	105.00	24.58	21.00	25.00	33.00	4.39	4.17	4.53	4.67
c.i. upper	689.22	770.00	825.00	825.00	156.77	175.00	187.50	187.50	35.18	35.00	40.00	45.00	5.73	5.83	6.66	7.50
n	9				9				13				13			
<i>Center</i>																
	<b>661.67</b>	<b>550.00</b>	<b>550.00</b>	<b>1100.00</b>	<b>150.38</b>	<b>125.00</b>	<b>125.00</b>	<b>250.00</b>	<b>36.41</b>	<b>34.09</b>	<b>34.09</b>	<b>40.00</b>	<b>4.81</b>	<b>4.55</b>	<b>4.55</b>	<b>5.33</b>
c.i. lower	-318.41	335.00	335.00	335.00	-72.37	76.14	5.33	76.14	28.23	27.27	33.00	34.09	3.82	3.64	4.40	4.55
c.i. upper	1641.75	1100.00	1100.00	1100.00	373.12	250.00	250.00	250.00	44.58	50.00	50.00	50.00	5.80	6.40	6.40	6.40
n	3				3				6				6			

**Table B1.3: Part-time child care market rates for region 3, family and group homes and centers (continued)**

<b>Preschool (3 to 6 years old)</b>																
<b>MONTHLY</b>					<b>WEEKLY</b>				<b>DAILY</b>				<b>HOURLY</b>			
<i>Family</i>																
	Mean	50 <sup>th</sup>	60 <sup>th</sup>	75 <sup>th</sup>	Mean	50 <sup>th</sup>	60 <sup>th</sup>	75 <sup>th</sup>	Mean	50 <sup>th</sup>	60 <sup>th</sup>	75 <sup>th</sup>	Mean	50 <sup>th</sup>	60 <sup>th</sup>	75 <sup>th</sup>
	519.75	519.75	577.50	577.50	118.13	118.13	131.25	131.25	28.59	29.00	30.00	35.00	4.34	4.33	4.67	5.25
c.i. lower	-214.03	462.00	462.00	462.00	-48.64	105.00	5.25	105.00	23.19	21.00	21.00	28.00	3.37	3.50	3.50	4.00
c.i. upper	1253.53	577.50	577.50	577.50	284.89	131.25	131.25	131.25	33.98	35.00	35.00	35.00	5.31	5.83	5.83	5.83
n	2				2				8				8			
<i>Group</i>																
	486.66	435.60	484.00	726.00	110.77	100.00	110.00	165.00	28.65	30.00	30.00	33.00	5.26	5.00	5.15	5.83
c.i. lower	296.38	310.00	330.00	435.60	67.56	70.45	5.83	100.00	23.59	20.00	25.00	30.00	4.41	4.00	4.27	5.00
c.i. upper	676.93	770.00	825.00	825.00	153.99	175.00	187.50	187.50	33.71	35.00	38.64	45.00	6.10	6.66	7.50	8.00
n	9				9				13				13			
<i>Center</i>																
	663.67	600.00	600.00	1056.00	150.83	136.36	136.36	240.00	33.19	31.82	31.82	35.00	4.37	4.24	4.24	4.67
c.i. lower	-242.28	335.00	335.00	335.00	-55.06	76.14	4.67	76.14	26.71	27.27	28.41	30.00	3.63	3.64	3.79	4.00
c.i. upper	1569.61	1056.00	1056.00	1056.00	356.73	240.00	240.00	240.00	39.67	48.00	48.00	48.00	5.10	6.00	6.00	6.00
n	3				3				7				7			
<b>Preschool (3 to 5 years old)</b>																
<b>MONTHLY</b>					<b>WEEKLY</b>				<b>DAILY</b>				<b>HOURLY</b>			
<i>Family</i>																
	Mean	50 <sup>th</sup>	60 <sup>th</sup>	75 <sup>th</sup>	Mean	50 <sup>th</sup>	60 <sup>th</sup>	75 <sup>th</sup>	Mean	50 <sup>th</sup>	60 <sup>th</sup>	75 <sup>th</sup>	Mean	50 <sup>th</sup>	60 <sup>th</sup>	75 <sup>th</sup>
	506.55	506.55	577.50	577.50	115.13	115.13	131.25	131.25	27.19	28.00	30.00	35.00	4.13	4.00	4.67	5.00
c.i. lower	-394.96	435.60	435.60	435.60	-89.76	99.00	5.00	99.00	20.58	16.25	19.80	26.25	3.04	2.17	3.50	3.73
c.i. upper	1408.06	577.50	577.50	577.50	320.01	131.25	131.25	131.25	33.79	35.00	35.00	35.00	5.22	5.83	5.83	5.83
n	2				2				7				7			
<i>Group</i>																
	478.10	435.60	484.00	660.00	108.83	100.00	110.00	150.00	25.98	25.00	27.05	30.00	4.87	4.85	5.00	5.50
c.i. lower	291.46	310.00	330.00	435.60	66.43	70.45	5.50	100.00	21.16	19.80	22.00	25.00	3.89	3.61	4.17	4.85
c.i. upper	664.75	770.00	825.00	825.00	151.22	175.00	187.50	187.50	30.80	35.00	36.36	40.00	5.86	6.66	6.67	8.00
n	9				9				13				13			
<i>Center</i>																
	593.50	593.50	1012.00	1012.00	134.89	134.89	230.00	230.00	29.22	29.43	35.00	40.50	3.80	3.92	4.67	5.20
c.i. lower	-4724.05	175.00	175.00	175.00	-	1073.65	39.77	39.77	5.97	12.00	12.00	23.86	0.93	1.60	1.60	3.18
c.i. upper	5911.05	1012.00	1012.00	1012.00	1343.42	230.00	230.00	230.00	52.46	46.00	46.00	46.00	6.66	5.73	5.73	5.73
n	2				2				4				4			

**Table B1.4: Part-time child care market rates for region 4, family and group homes and centers**

<b>Infants (0 – 1)</b>																
<b>MONTHLY</b>					<b>WEEKLY</b>				<b>DAILY</b>				<b>HOURLY</b>			
<i>Family</i>																
	<b>Mean</b>	<b>50<sup>th</sup></b>	<b>60<sup>th</sup></b>	<b>75<sup>th</sup></b>	<b>Mean</b>	<b>50<sup>th</sup></b>	<b>60<sup>th</sup></b>	<b>75<sup>th</sup></b>	<b>Mean</b>	<b>50<sup>th</sup></b>	<b>60<sup>th</sup></b>	<b>75<sup>th</sup></b>	<b>Mean</b>	<b>50<sup>th</sup></b>	<b>60<sup>th</sup></b>	<b>75<sup>th</sup></b>
	<b>708.00</b>	<b>660.00</b>	<b>680.00</b>	<b>700.00</b>	<b>163.09</b>	<b>150.00</b>	<b>154.55</b>	<b>159.09</b>	<b>36.18</b>	<b>32.50</b>	<b>35.00</b>	<b>46.00</b>	<b>5.91</b>	<b>5.83</b>	<b>6.27</b>	<b>6.67</b>
c.i. lower	417.02	480.00	480.00	660.00	100.05	120.00	6.67	150.00	27.98	28.41	28.41	30.00	3.95	3.79	4.00	4.80
c.i. upper	998.98	1100.00	1100.00	1100.00	226.13	250.00	250.00	250.00	44.37	50.00	50.00	50.00	7.86	10.00	10.00	10.00
n	5				5				8				7			
<i>Group</i>																
	<b>1007.42</b>	<b>903.33</b>	<b>985.83</b>	<b>990.00</b>	<b>228.96</b>	<b>205.30</b>	<b>224.05</b>	<b>225.00</b>	<b>45.56</b>	<b>39.09</b>	<b>44.00</b>	<b>50.00</b>	<b>6.35</b>	<b>5.80</b>	<b>5.83</b>	<b>7.50</b>
c.i. lower	719.41	660.00	763.95	825.00	163.50	150.00	7.50	187.50	36.28	35.00	35.00	43.18	5.17	4.67	5.00	5.83
c.i. upper	1295.42	1430.00	1958.55	1958.55	294.41	325.00	445.13	445.13	54.83	50.00	65.00	94.96	7.53	7.50	8.67	11.87
n	10				10				18				18			
<i>Center</i>																
	<b>1150.51</b>	<b>990.00</b>	<b>1072.50</b>	<b>1430.00</b>	<b>281.04</b>	<b>243.75</b>	<b>325.00</b>	<b>343.18</b>	<b>57.69</b>	<b>51.14</b>	<b>55.50</b>	<b>71.82</b>	<b>7.80</b>	<b>7.07</b>	<b>7.89</b>	<b>9.58</b>
c.i. lower	972.99	981.67	990.00	1072.50	234.72	225.00	9.58	243.75	51.02	45.00	47.00	55.00	6.89	6.06	6.55	7.79
c.i. upper	1328.03	1430.00	1510.00	2068.00	327.37	343.18	375.00	470.00	64.36	60.45	73.64	85.00	8.72	8.33	9.82	11.27
n	17				17				30				30			
<b>Toddler (1 to 3 years old)</b>																
<b>MONTHLY</b>					<b>WEEKLY</b>				<b>DAILY</b>				<b>HOURLY</b>			
<i>Family</i>																
	<b>Mean</b>	<b>50<sup>th</sup></b>	<b>60<sup>th</sup></b>	<b>75<sup>th</sup></b>	<b>Mean</b>	<b>50<sup>th</sup></b>	<b>60<sup>th</sup></b>	<b>75<sup>th</sup></b>	<b>Mean</b>	<b>50<sup>th</sup></b>	<b>60<sup>th</sup></b>	<b>75<sup>th</sup></b>	<b>Mean</b>	<b>50<sup>th</sup></b>	<b>60<sup>th</sup></b>	<b>75<sup>th</sup></b>
	<b>663.33</b>	<b>602.50</b>	<b>660.00</b>	<b>700.00</b>	<b>152.58</b>	<b>136.93</b>	<b>150.00</b>	<b>159.09</b>	<b>33.96</b>	<b>30.00</b>	<b>35.00</b>	<b>42.00</b>	<b>4.86</b>	<b>5.13</b>	<b>5.53</b>	<b>5.83</b>
c.i. lower	420.38	480.00	495.00	545.00	99.00	112.50	5.83	123.86	27.74	26.25	28.41	30.00	3.98	3.50	3.79	4.80
c.i. upper	906.29	1100.00	1100.00	1100.00	206.15	250.00	250.00	250.00	40.18	45.00	50.00	50.00	5.74	6.00	6.67	6.67
n	6				6				11				10			
<i>Group</i>																
	<b>810.75</b>	<b>763.95</b>	<b>825.00</b>	<b>905.00</b>	<b>186.78</b>	<b>180.00</b>	<b>187.50</b>	<b>205.68</b>	<b>40.53</b>	<b>36.00</b>	<b>40.57</b>	<b>45.00</b>	<b>6.05</b>	<b>5.58</b>	<b>5.83</b>	<b>7.08</b>
c.i. lower	670.70	640.00	720.00	763.95	155.38	145.46	7.08	180.00	34.91	35.00	35.00	38.00	5.18	4.67	5.07	5.83
c.i. upper	950.79	948.75	990.00	1430.00	218.18	215.63	225.00	325.00	46.15	45.00	45.00	65.00	6.92	6.67	8.50	10.67
n	13				13				22				20			
<i>Center</i>																
	<b>1071.27</b>	<b>1031.25</b>	<b>1075.00</b>	<b>1109.00</b>	<b>258.24</b>	<b>243.75</b>	<b>252.05</b>	<b>289.77</b>	<b>56.01</b>	<b>52.27</b>	<b>55.73</b>	<b>69.95</b>	<b>7.65</b>	<b>7.28</b>	<b>7.79</b>	<b>9.33</b>
c.i. lower	940.48	924.00	990.00	1072.50	223.36	225.00	9.33	245.46	50.32	45.00	47.95	56.00	6.84	6.06	6.50	7.79
c.i. upper	1202.07	1109.00	1160.00	1430.00	293.12	289.77	318.86	400.00	61.71	58.95	69.95	75.00	8.45	8.33	9.33	10.00
n	22				22				35				34			

**Table B1.4: Part-time child care market rates for region 4, family and group homes and centers (continued)**

<b>Preschool (3 to 6 years old)</b>																
<b>MONTHLY</b>					<b>WEEKLY</b>				<b>DAILY</b>				<b>HOURLY</b>			
<i>Family</i>																
	<b>Mean</b>	<b>50<sup>th</sup></b>	<b>60<sup>th</sup></b>	<b>75<sup>th</sup></b>	<b>Mean</b>	<b>50<sup>th</sup></b>	<b>60<sup>th</sup></b>	<b>75<sup>th</sup></b>	<b>Mean</b>	<b>50<sup>th</sup></b>	<b>60<sup>th</sup></b>	<b>75<sup>th</sup></b>	<b>Mean</b>	<b>50<sup>th</sup></b>	<b>60<sup>th</sup></b>	<b>75<sup>th</sup></b>
	<b>661.29</b>	<b>660.00</b>	<b>700.00</b>	<b>880.00</b>	<b>151.85</b>	<b>150.00</b>	<b>159.09</b>	<b>200.00</b>	<b>32.81</b>	<b>32.50</b>	<b>36.36</b>	<b>40.00</b>	<b>5.39</b>	<b>5.00</b>	<b>5.38</b>	<b>5.83</b>
c.i. lower	409.13	264.00	480.00	545.00	95.54	60.00	5.83	123.86	26.48	26.00	28.41	30.00	4.03	3.79	4.00	4.85
c.i. upper	913.45	1100.00	1100.00	1100.00	208.16	250.00	250.00	250.00	39.15	40.00	42.00	50.00	6.75	6.67	10.00	10.00
n	7				7				12				10			
<i>Group</i>																
	<b>770.26</b>	<b>741.98</b>	<b>800.00</b>	<b>825.00</b>	<b>178.70</b>	<b>180.00</b>	<b>186.00</b>	<b>194.32</b>	<b>39.03</b>	<b>35.50</b>	<b>37.20</b>	<b>43.59</b>	<b>5.76</b>	<b>5.33</b>	<b>5.80</b>	<b>6.27</b>
c.i. lower	659.64	641.85	641.85	720.00	153.46	145.88	6.27	180.00	34.35	35.00	35.00	36.00	4.99	4.67	5.00	5.76
c.i. upper	880.89	855.00	855.00	1320.00	203.93	200.00	200.00	300.00	43.71	43.18	44.00	60.00	6.53	6.00	7.50	10.00
n	14				14				24				20			
<i>Center</i>																
	<b>945.66</b>	<b>924.00</b>	<b>980.00</b>	<b>990.00</b>	<b>222.59</b>	<b>210.00</b>	<b>223.18</b>	<b>235.23</b>	<b>50.57</b>	<b>46.61</b>	<b>51.36</b>	<b>58.95</b>	<b>7.00</b>	<b>6.85</b>	<b>7.52</b>	<b>7.86</b>
c.i. lower	846.42	880.00	880.00	980.00	197.36	200.00	7.86	223.18	45.84	40.91	45.00	53.95	6.32	6.00	6.61	7.52
c.i. upper	1044.89	990.00	990.00	1628.00	247.83	225.00	243.75	370.00	55.31	55.00	58.95	74.00	7.68	7.79	7.86	8.79
n	29				29				38				37			
<b>School (6 years old or older)</b>																
<b>MONTHLY</b>					<b>WEEKLY</b>				<b>DAILY</b>				<b>HOURLY</b>			
<i>Family</i>																
	<b>Mean</b>	<b>50<sup>th</sup></b>	<b>60<sup>th</sup></b>	<b>75<sup>th</sup></b>	<b>Mean</b>	<b>50<sup>th</sup></b>	<b>60<sup>th</sup></b>	<b>75<sup>th</sup></b>	<b>Mean</b>	<b>50<sup>th</sup></b>	<b>60<sup>th</sup></b>	<b>75<sup>th</sup></b>	<b>Mean</b>	<b>50<sup>th</sup></b>	<b>60<sup>th</sup></b>	<b>75<sup>th</sup></b>
	<b>1100.00</b>	<b>1100.00</b>	<b>1100.00</b>	<b>1100.00</b>	<b>250.00</b>	<b>250.00</b>	<b>250.00</b>	<b>250.00</b>	<b>36.25</b>	<b>35.00</b>	<b>40.00</b>	<b>45.00</b>	<b>5.00</b>	<b>5.00</b>	<b>5.00</b>	<b>5.83</b>
c.i. lower	.	.	.	.	.	.	5.83	.	18.61	25.00	25.00	30.00	2.83	3.33	3.33	5.00
c.i. upper	.	.	.	.	.	.	.	.	53.89	50.00	50.00	50.00	7.17	6.67	6.67	6.67
n	1				1				4				4			
<i>Group</i>																
	<b>1012.79</b>	<b>818.40</b>	<b>825.00</b>	<b>1443.75</b>	<b>232.00</b>	<b>186.00</b>	<b>187.50</b>	<b>328.13</b>	<b>39.63</b>	<b>36.00</b>	<b>37.35</b>	<b>44.00</b>	<b>6.06</b>	<b>5.76</b>	<b>5.83</b>	<b>6.20</b>
c.i. lower	677.13	650.00	720.00	818.40	156.66	147.73	6.20	186.00	31.27	30.00	35.00	36.00	4.70	4.67	5.00	5.76
c.i. upper	1348.45	1650.00	1650.00	1650.00	307.34	375.00	375.00	375.00	47.98	44.00	70.00	75.00	7.42	6.20	10.00	12.00
n	9				9				15				15			
<i>Center</i>																
	<b>684.05</b>	<b>880.00</b>	<b>980.00</b>	<b>990.00</b>	<b>156.72</b>	<b>200.00</b>	<b>222.73</b>	<b>225.00</b>	<b>41.57</b>	<b>42.50</b>	<b>46.59</b>	<b>56.95</b>	<b>6.18</b>	<b>6.46</b>	<b>7.00</b>	<b>7.86</b>
c.i. lower	405.00	286.00	340.00	594.00	94.01	65.00	7.86	135.00	33.11	33.59	36.36	45.00	4.92	4.85	6.00	6.67
c.i. upper	963.10	1072.50	1210.00	1210.00	219.43	243.75	275.00	275.00	50.04	55.00	58.95	75.00	7.44	7.85	7.86	12.50
n	11				11				20				20			



**Table B1.5: Part-time child care market rates for region 5, family and group homes and centers**

<b>Infants (0 – 1)</b>																
<b>MONTHLY</b>					<b>WEEKLY</b>				<b>DAILY</b>				<b>HOURLY</b>			
<i>Family</i>																
	<b>Mean</b>	<b>50<sup>th</sup></b>	<b>60<sup>th</sup></b>	<b>75<sup>th</sup></b>	<b>Mean</b>	<b>50<sup>th</sup></b>	<b>60<sup>th</sup></b>	<b>75<sup>th</sup></b>	<b>Mean</b>	<b>50<sup>th</sup></b>	<b>60<sup>th</sup></b>	<b>75<sup>th</sup></b>	<b>Mean</b>	<b>50<sup>th</sup></b>	<b>60<sup>th</sup></b>	<b>75<sup>th</sup></b>
	<b>605.40</b>	<b>650.00</b>	<b>650.00</b>	<b>650.00</b>	<b>140.55</b>	<b>147.73</b>	<b>155.11</b>	<b>162.50</b>	<b>32.71</b>	<b>32.50</b>	<b>35.00</b>	<b>35.00</b>	<b>5.09</b>	<b>5.00</b>	<b>5.33</b>	<b>5.33</b>
c.i. lower	448.56	462.00	462.00	650.00	102.42	105.00	5.33	147.73	28.66	30.00	32.00	32.50	4.42	4.67	4.85	5.00
c.i. upper	762.24	770.00	770.00	770.00	178.67	175.00	175.00	175.00	36.76	36.36	40.00	40.00	5.76	5.83	6.50	6.50
n	5				5				9				9			
<i>Group</i>																
	<b>613.54</b>	<b>583.00</b>	<b>616.00</b>	<b>682.00</b>	<b>147.26</b>	<b>140.00</b>	<b>140.00</b>	<b>155.00</b>	<b>31.77</b>	<b>32.50</b>	<b>33.00</b>	<b>36.00</b>	<b>4.62</b>	<b>4.73</b>	<b>4.85</b>	<b>5.07</b>
c.i. lower	458.48	452.32	452.32	550.00	117.91	125.00	5.07	140.00	28.67	28.00	28.00	32.00	4.07	4.40	4.40	4.67
c.i. upper	768.60	990.00	990.00	990.00	176.61	225.00	225.00	225.00	34.88	36.36	36.36	40.00	5.17	5.33	5.33	6.00
n	8				8				14				14			
<i>Center</i>																
	<b>801.65</b>	<b>723.25</b>	<b>869.00</b>	<b>990.00</b>	<b>192.20</b>	<b>194.75</b>	<b>217.25</b>	<b>225.00</b>	<b>42.16</b>	<b>44.50</b>	<b>45.00</b>	<b>45.00</b>	<b>7.03</b>	<b>7.00</b>	<b>7.50</b>	<b>8.33</b>
c.i. lower	627.90	594.00	630.00	676.50	156.51	135.00	8.33	175.00	37.72	39.00	39.00	44.00	6.08	5.87	5.87	6.50
c.i. upper	975.40	1072.50	1210.00	1210.00	227.89	243.75	275.00	275.00	46.60	48.34	48.34	55.00	7.98	8.33	8.33	10.00
n	10				10				14				14			
<b>Toddler (1 to 3 years old)</b>																
<b>MONTHLY</b>					<b>WEEKLY</b>				<b>DAILY</b>				<b>HOURLY</b>			
<i>Family</i>																
	<b>Mean</b>	<b>50<sup>th</sup></b>	<b>60<sup>th</sup></b>	<b>75<sup>th</sup></b>	<b>Mean</b>	<b>50<sup>th</sup></b>	<b>60<sup>th</sup></b>	<b>75<sup>th</sup></b>	<b>Mean</b>	<b>50<sup>th</sup></b>	<b>60<sup>th</sup></b>	<b>75<sup>th</sup></b>	<b>Mean</b>	<b>50<sup>th</sup></b>	<b>60<sup>th</sup></b>	<b>75<sup>th</sup></b>
	<b>531.83</b>	<b>506.00</b>	<b>550.00</b>	<b>650.00</b>	<b>123.33</b>	<b>115.00</b>	<b>125.00</b>	<b>162.50</b>	<b>30.56</b>	<b>32.25</b>	<b>32.50</b>	<b>35.00</b>	<b>4.87</b>	<b>5.00</b>	<b>5.17</b>	<b>5.33</b>
c.i. lower	366.25	346.50	412.50	462.00	82.95	78.75	5.33	105.00	25.49	21.00	30.00	32.00	4.16	3.50	4.24	5.00
c.i. upper	697.42	770.00	770.00	770.00	163.72	175.00	175.00	175.00	35.62	35.00	40.00	40.00	5.58	5.83	6.50	6.50
n	6				6				10				10			
<i>Group</i>																
	<b>613.54</b>	<b>583.00</b>	<b>616.00</b>	<b>682.00</b>	<b>147.26</b>	<b>140.00</b>	<b>140.00</b>	<b>155.00</b>	<b>31.42</b>	<b>32.50</b>	<b>33.00</b>	<b>35.00</b>	<b>4.46</b>	<b>4.67</b>	<b>4.67</b>	<b>4.85</b>
c.i. lower	458.48	452.32	452.32	550.00	117.91	125.00	4.85	140.00	28.57	28.00	28.00	32.00	3.99	4.27	4.27	4.67
c.i. upper	768.60	990.00	990.00	990.00	176.61	225.00	225.00	225.00	34.26	36.00	36.00	37.65	4.93	4.85	4.85	6.00
n	8				8				14				14			
<i>Center</i>																
	<b>759.77</b>	<b>660.00</b>	<b>770.00</b>	<b>968.00</b>	<b>185.61</b>	<b>175.00</b>	<b>197.50</b>	<b>220.00</b>	<b>40.90</b>	<b>42.73</b>	<b>44.00</b>	<b>45.00</b>	<b>6.97</b>	<b>7.00</b>	<b>7.50</b>	<b>8.33</b>
c.i. lower	583.64	594.00	638.00	640.20	152.95	145.00	8.33	150.00	36.49	35.00	39.50	42.73	5.98	5.87	5.87	6.50
c.i. upper	935.90	1072.50	1210.00	1210.00	218.28	243.75	275.00	275.00	45.32	45.00	50.00	55.00	7.96	8.33	8.33	10.00
n	11				11				15				14			

**Table B1.5: Part-time child care market rates for region 5, family and group homes and centers (continued)**

<b>Preschool (3 to 6 years old)</b>																
<b>MONTHLY</b>					<b>WEEKLY</b>				<b>DAILY</b>				<b>HOURLY</b>			
<i>Family</i>																
	<b>Mean</b>	<b>50<sup>th</sup></b>	<b>60<sup>th</sup></b>	<b>75<sup>th</sup></b>	<b>Mean</b>	<b>50<sup>th</sup></b>	<b>60<sup>th</sup></b>	<b>75<sup>th</sup></b>	<b>Mean</b>	<b>50<sup>th</sup></b>	<b>60<sup>th</sup></b>	<b>75<sup>th</sup></b>	<b>Mean</b>	<b>50<sup>th</sup></b>	<b>60<sup>th</sup></b>	<b>75<sup>th</sup></b>
	<b>533.90</b>	<b>462.00</b>	<b>518.50</b>	<b>575.00</b>	<b>123.95</b>	<b>105.00</b>	<b>124.38</b>	<b>143.75</b>	<b>29.95</b>	<b>28.75</b>	<b>32.00</b>	<b>35.00</b>	<b>4.88</b>	<b>5.00</b>	<b>5.00</b>	<b>5.33</b>
c.i. lower	353.56	412.50	412.50	462.00	81.22	93.75	5.33	105.00	26.31	27.27	27.50	28.75	4.12	3.64	4.67	5.00
c.i. upper	714.24	770.00	770.00	770.00	166.69	175.00	175.00	175.00	33.59	35.00	35.00	35.00	5.65	5.83	6.50	6.50
n	5				5				9				9			
<i>Group</i>																
	<b>591.54</b>	<b>583.00</b>	<b>616.00</b>	<b>649.00</b>	<b>142.26</b>	<b>140.00</b>	<b>140.00</b>	<b>147.50</b>	<b>30.25</b>	<b>29.50</b>	<b>32.00</b>	<b>35.00</b>	<b>4.46</b>	<b>4.67</b>	<b>4.80</b>	<b>4.85</b>
c.i. lower	432.75	440.00	440.00	550.00	110.89	113.08	4.85	140.00	27.03	28.00	28.00	29.00	3.88	3.87	3.87	4.67
c.i. upper	750.33	990.00	990.00	990.00	173.63	225.00	225.00	225.00	33.47	36.00	36.00	37.65	5.03	5.07	5.07	6.00
n	8				8				14				14			
<i>Center</i>																
	<b>690.88</b>	<b>660.00</b>	<b>770.00</b>	<b>880.00</b>	<b>164.48</b>	<b>170.50</b>	<b>175.00</b>	<b>200.00</b>	<b>36.94</b>	<b>37.00</b>	<b>40.00</b>	<b>40.65</b>	<b>6.64</b>	<b>7.00</b>	<b>7.50</b>	<b>8.33</b>
c.i. lower	528.69	480.00	528.00	660.00	130.52	120.00	8.33	170.50	32.91	30.00	35.00	40.00	5.46	4.67	4.67	6.50
c.i. upper	853.08	948.75	1100.00	1100.00	198.45	215.63	250.00	250.00	40.97	40.65	45.00	50.00	7.82	8.33	8.33	10.00
n	13				13				17				14			
<b>School (6 years old or older)</b>																
<b>MONTHLY</b>					<b>WEEKLY</b>				<b>DAILY</b>				<b>HOURLY</b>			
<i>Family</i>																
	<b>Mean</b>	<b>50<sup>th</sup></b>	<b>60<sup>th</sup></b>	<b>75<sup>th</sup></b>	<b>Mean</b>	<b>50<sup>th</sup></b>	<b>60<sup>th</sup></b>	<b>75<sup>th</sup></b>	<b>Mean</b>	<b>50<sup>th</sup></b>	<b>60<sup>th</sup></b>	<b>75<sup>th</sup></b>	<b>Mean</b>	<b>50<sup>th</sup></b>	<b>60<sup>th</sup></b>	<b>75<sup>th</sup></b>
	<b>437.84</b>	<b>412.50</b>	<b>426.25</b>	<b>440.00</b>	<b>99.51</b>	<b>93.75</b>	<b>96.88</b>	<b>100.00</b>	<b>26.63</b>	<b>27.75</b>	<b>28.00</b>	<b>32.50</b>	<b>4.10</b>	<b>4.67</b>	<b>4.67</b>	<b>4.83</b>
c.i. lower	273.50	326.70	326.70	412.50	62.16	74.25	4.83	93.75	20.71	20.00	20.00	27.50	3.29	3.00	3.00	4.67
c.i. upper	602.18	660.00	660.00	660.00	136.86	150.00	150.00	150.00	32.56	35.00	35.00	35.00	4.92	5.00	5.00	5.00
n	5				5				8				8			
<i>Group</i>																
	<b>591.54</b>	<b>583.00</b>	<b>616.00</b>	<b>649.00</b>	<b>142.26</b>	<b>140.00</b>	<b>140.00</b>	<b>147.50</b>	<b>29.17</b>	<b>29.00</b>	<b>29.00</b>	<b>35.00</b>	<b>4.43</b>	<b>4.67</b>	<b>4.80</b>	<b>4.85</b>
c.i. lower	432.75	440.00	440.00	550.00	110.89	113.08	4.85	140.00	25.59	22.73	28.00	29.00	3.79	3.11	4.00	4.67
c.i. upper	750.33	990.00	990.00	990.00	173.63	225.00	225.00	225.00	32.75	36.00	36.36	37.65	5.06	5.07	6.00	6.00
n	8				8				13				13			
<i>Center</i>																
	<b>637.76</b>	<b>543.13</b>	<b>660.00</b>	<b>859.38</b>	<b>156.00</b>	<b>137.50</b>	<b>170.50</b>	<b>195.31</b>	<b>32.98</b>	<b>34.10</b>	<b>35.00</b>	<b>40.00</b>	<b>5.64</b>	<b>5.18</b>	<b>6.67</b>	<b>7.50</b>
c.i. lower	452.58	480.00	501.60	536.25	118.89	120.00	7.50	125.00	26.46	24.00	30.00	34.10	4.52	4.00	4.00	4.60
c.i. upper	822.93	948.75	1100.00	1100.00	193.11	215.63	250.00	250.00	39.50	40.00	50.00	50.00	6.76	8.00	8.00	8.33
n	12				12				13				14			

**Table B1.6: Part -child care market rates for region 6, family and group homes and centers**

<b>Infants (0 – 1)</b>																
<b>MONTHLY</b>					<b>WEEKLY</b>				<b>DAILY</b>				<b>HOURLY</b>			
<i>Family</i>																
	<b>Mean</b>	<b>50<sup>th</sup></b>	<b>60<sup>th</sup></b>	<b>75<sup>th</sup></b>	<b>Mean</b>	<b>50<sup>th</sup></b>	<b>60<sup>th</sup></b>	<b>75<sup>th</sup></b>	<b>Mean</b>	<b>50<sup>th</sup></b>	<b>60<sup>th</sup></b>	<b>75<sup>th</sup></b>	<b>Mean</b>	<b>50<sup>th</sup></b>	<b>60<sup>th</sup></b>	<b>75<sup>th</sup></b>
	<b>681.31</b>	<b>682.00</b>	<b>704.00</b>	<b>801.63</b>	<b>154.84</b>	<b>155.00</b>	<b>160.00</b>	<b>182.19</b>	<b>33.00</b>	<b>35.00</b>	<b>35.00</b>	<b>35.00</b>	<b>4.83</b>	<b>5.00</b>	<b>5.33</b>	<b>5.45</b>
c.i. lower	395.83	462.00	462.00	660.00	89.96	105.00	5.45	150.00	26.26	21.00	32.00	35.00	3.79	3.03	4.67	4.67
c.i. upper	966.79	899.25	899.25	899.25	219.73	204.38	204.38	204.38	39.74	40.00	40.00	40.00	5.87	5.83	5.83	5.83
n	4				4				6				6			
<i>Group</i>																
	<b>675.15</b>	<b>660.00</b>	<b>770.00</b>	<b>770.00</b>	<b>153.44</b>	<b>150.00</b>	<b>175.00</b>	<b>175.00</b>	<b>31.40</b>	<b>30.00</b>	<b>35.00</b>	<b>35.00</b>	<b>5.22</b>	<b>4.67</b>	<b>5.07</b>	<b>5.83</b>
c.i. lower	588.26	506.00	616.00	660.00	133.69	115.00	5.83	150.00	28.33	28.00	29.00	30.00	4.52	4.00	4.67	5.00
c.i. upper	762.05	825.00	825.00	880.00	173.19	187.50	187.50	200.00	34.48	35.00	35.00	45.00	5.92	5.83	7.00	8.00
n	13				13				17				17			
<i>Center</i>																
	<b>726.90</b>	<b>572.00</b>	<b>739.75</b>	<b>907.50</b>	<b>167.57</b>	<b>130.00</b>	<b>168.13</b>	<b>206.25</b>	<b>35.65</b>	<b>40.00</b>	<b>40.63</b>	<b>41.25</b>	<b>5.66</b>	<b>5.50</b>	<b>6.25</b>	<b>7.00</b>
c.i. lower	362.96	480.00	480.00	572.00	87.22	109.09	7.00	130.00	24.48	26.00	26.00	40.00	3.85	3.47	3.47	5.50
c.i. upper	1090.84	1155.00	1155.00	1155.00	247.92	262.50	262.50	262.50	46.82	45.00	45.00	45.00	7.47	7.00	7.00	7.00
n	5				5				5				5			
<b>Toddler (1 to 3 years old)</b>																
<b>MONTHLY</b>					<b>WEEKLY</b>				<b>DAILY</b>				<b>HOURLY</b>			
<i>Family</i>																
	<b>Mean</b>	<b>50<sup>th</sup></b>	<b>60<sup>th</sup></b>	<b>75<sup>th</sup></b>	<b>Mean</b>	<b>50<sup>th</sup></b>	<b>60<sup>th</sup></b>	<b>75<sup>th</sup></b>	<b>Mean</b>	<b>50<sup>th</sup></b>	<b>60<sup>th</sup></b>	<b>75<sup>th</sup></b>	<b>Mean</b>	<b>50<sup>th</sup></b>	<b>60<sup>th</sup></b>	<b>75<sup>th</sup></b>
	<b>681.31</b>	<b>682.00</b>	<b>704.00</b>	<b>801.63</b>	<b>154.84</b>	<b>155.00</b>	<b>160.00</b>	<b>182.19</b>	<b>33.00</b>	<b>35.00</b>	<b>35.00</b>	<b>35.00</b>	<b>4.83</b>	<b>5.00</b>	<b>5.33</b>	<b>5.45</b>
c.i. lower	395.83	462.00	462.00	660.00	89.96	105.00	5.45	150.00	26.26	21.00	32.00	35.00	3.79	3.03	4.67	4.67
c.i. upper	966.79	899.25	899.25	899.25	219.73	204.38	204.38	204.38	39.74	40.00	40.00	40.00	5.87	5.83	5.83	5.83
n	4				4				6				6			
<i>Group</i>																
	<b>694.50</b>	<b>715.00</b>	<b>770.00</b>	<b>825.00</b>	<b>157.84</b>	<b>162.50</b>	<b>175.00</b>	<b>187.50</b>	<b>31.49</b>	<b>30.00</b>	<b>35.00</b>	<b>35.00</b>	<b>5.24</b>	<b>4.83</b>	<b>5.07</b>	<b>6.00</b>
c.i. lower	603.08	616.00	616.00	660.00	137.06	140.00	6.00	150.00	28.66	28.00	29.00	30.00	4.60	4.00	4.67	5.00
c.i. upper	785.92	825.00	825.00	990.00	178.62	187.50	187.50	225.00	34.33	35.00	35.00	45.00	5.87	6.00	7.00	7.50
n	14				14				18				18			
<i>Center</i>																
	<b>526.70</b>	<b>520.00</b>	<b>546.00</b>	<b>572.00</b>	<b>127.25</b>	<b>130.00</b>	<b>132.50</b>	<b>135.00</b>	<b>25.45</b>	<b>26.00</b>	<b>26.50</b>	<b>27.00</b>	<b>5.66</b>	<b>5.50</b>	<b>6.25</b>	<b>7.00</b>
c.i. lower	193.42	154.00	154.00	520.00	51.66	35.00	7.00	130.00	10.33	7.00	7.00	26.00	3.85	3.47	3.47	5.50
c.i. upper	859.98	907.50	907.50	907.50	202.84	206.25	206.25	206.25	40.57	41.25	41.25	41.25	7.47	7.00	7.00	7.00
n	5				5				5				5			

**Table B1.6: Part-time child care market rates for region 6, family and group homes and centers (continued)**

<b>Preschool (3 to 6 years old)</b>																
<b>MONTHLY</b>					<b>WEEKLY</b>				<b>DAILY</b>				<b>HOURLY</b>			
<i>Family</i>																
	<b>Mean</b>	<b>50<sup>th</sup></b>	<b>60<sup>th</sup></b>	<b>75<sup>th</sup></b>	<b>Mean</b>	<b>50<sup>th</sup></b>	<b>60<sup>th</sup></b>	<b>75<sup>th</sup></b>	<b>Mean</b>	<b>50<sup>th</sup></b>	<b>60<sup>th</sup></b>	<b>75<sup>th</sup></b>	<b>Mean</b>	<b>50<sup>th</sup></b>	<b>60<sup>th</sup></b>	<b>75<sup>th</sup></b>
	<b>681.31</b>	<b>682.00</b>	<b>704.00</b>	<b>801.63</b>	<b>154.84</b>	<b>155.00</b>	<b>160.00</b>	<b>182.19</b>	<b>33.00</b>	<b>35.00</b>	<b>35.00</b>	<b>35.00</b>	<b>4.83</b>	<b>5.00</b>	<b>5.33</b>	<b>5.45</b>
c.i. lower	395.83	462.00	462.00	660.00	89.96	105.00	5.45	150.00	26.26	21.00	32.00	35.00	3.79	3.03	4.67	4.67
c.i. upper	966.79	899.25	899.25	899.25	219.73	204.38	204.38	204.38	39.74	40.00	40.00	40.00	5.87	5.83	5.83	5.83
n	4				4				6				6			
<i>Group</i>																
	<b>676.43</b>	<b>693.00</b>	<b>726.00</b>	<b>825.00</b>	<b>153.73</b>	<b>157.50</b>	<b>165.00</b>	<b>187.50</b>	<b>30.72</b>	<b>30.00</b>	<b>33.00</b>	<b>35.00</b>	<b>5.17</b>	<b>4.67</b>	<b>5.07</b>	<b>5.83</b>
c.i. lower	581.45	506.00	506.00	660.00	132.15	115.00	5.83	150.00	27.71	28.00	30.00	30.00	4.44	4.00	4.40	5.00
c.i. upper	771.41	825.00	825.00	990.00	175.32	187.50	187.50	225.00	33.74	35.00	35.00	45.00	5.89	5.83	7.00	8.00
n	14				14				18				17			
<i>Center</i>																
	<b>726.90</b>	<b>572.00</b>	<b>739.75</b>	<b>907.50</b>	<b>172.75</b>	<b>135.00</b>	<b>170.63</b>	<b>206.25</b>	<b>31.05</b>	<b>27.00</b>	<b>31.00</b>	<b>35.00</b>	<b>5.66</b>	<b>5.50</b>	<b>6.25</b>	<b>7.00</b>
c.i. lower	362.96	480.00	480.00	572.00	98.62	130.00	7.00	135.00	22.56	26.00	26.00	27.00	3.85	3.47	3.47	5.50
c.i. upper	1090.84	1155.00	1155.00	1155.00	246.88	262.50	262.50	262.50	39.54	41.25	41.25	41.25	7.47	7.00	7.00	7.00
n	5				5				5				5			
<b>School (6 years old or older)</b>																
<b>MONTHLY</b>					<b>WEEKLY</b>				<b>DAILY</b>				<b>HOURLY</b>			
<i>Family</i>																
	<b>Mean</b>	<b>50<sup>th</sup></b>	<b>60<sup>th</sup></b>	<b>75<sup>th</sup></b>	<b>Mean</b>	<b>50<sup>th</sup></b>	<b>60<sup>th</sup></b>	<b>75<sup>th</sup></b>	<b>Mean</b>	<b>50<sup>th</sup></b>	<b>60<sup>th</sup></b>	<b>75<sup>th</sup></b>	<b>Mean</b>	<b>50<sup>th</sup></b>	<b>60<sup>th</sup></b>	<b>75<sup>th</sup></b>
	<b>764.50</b>	<b>764.50</b>	<b>825.00</b>	<b>825.00</b>	<b>173.75</b>	<b>173.75</b>	<b>187.50</b>	<b>187.50</b>	<b>35.50</b>	<b>35.00</b>	<b>35.00</b>	<b>37.50</b>	<b>5.15</b>	<b>5.33</b>	<b>5.33</b>	<b>5.45</b>
c.i. lower	-4.23	704.00	704.00	704.00	-0.96	160.00	5.45	160.00	30.22	32.00	32.00	35.00	4.10	4.67	4.67	4.67
c.i. upper	1533.23	825.00	825.00	825.00	348.46	187.50	187.50	187.50	40.78	40.00	40.00	40.00	6.20	5.45	5.45	5.45
n	2				2				4				3			
<i>Group</i>																
	<b>634.08</b>	<b>660.00</b>	<b>704.00</b>	<b>726.00</b>	<b>144.11</b>	<b>150.00</b>	<b>160.00</b>	<b>165.00</b>	<b>27.77</b>	<b>30.00</b>	<b>30.00</b>	<b>33.00</b>	<b>5.02</b>	<b>5.00</b>	<b>5.00</b>	<b>5.83</b>
c.i. lower	531.48	462.00	462.00	660.00	120.79	105.00	5.83	150.00	23.55	23.00	28.00	30.00	4.53	4.40	4.40	5.00
c.i. upper	736.67	742.50	742.50	990.00	167.43	168.75	168.75	225.00	31.98	33.00	35.00	40.00	5.52	5.83	6.00	7.00
n	14				14				18				18			
<i>Center</i>																
	<b>639.00</b>	<b>572.00</b>	<b>572.00</b>	<b>825.00</b>	<b>149.17</b>	<b>130.00</b>	<b>130.00</b>	<b>187.50</b>	<b>27.33</b>	<b>26.00</b>	<b>26.00</b>	<b>30.00</b>	<b>4.88</b>	<b>5.00</b>	<b>5.00</b>	<b>6.17</b>
c.i. lower	233.67	520.00	520.00	520.00	66.70	130.00	6.17	130.00	21.60	26.00	26.00	26.00	1.51	3.47	3.47	3.47
c.i. upper	1044.33	825.00	825.00	825.00	231.63	187.50	187.50	187.50	33.07	30.00	30.00	30.00	8.24	6.17	6.17	6.17
n	3				3				3				3			

**Table B1.7: Part-time child care market rates for region 7, family and group homes and centers**

<b>Infants (0 – 1)</b>																
<b>MONTHLY</b>				<b>WEEKLY</b>				<b>DAILY</b>				<b>HOURLY</b>				
<i>Family</i>																
	<b>Mean</b>	<b>50<sup>th</sup></b>	<b>60<sup>th</sup></b>	<b>75<sup>th</sup></b>	<b>Mean</b>	<b>50<sup>th</sup></b>	<b>60<sup>th</sup></b>	<b>75<sup>th</sup></b>	<b>Mean</b>	<b>50<sup>th</sup></b>	<b>60<sup>th</sup></b>	<b>75<sup>th</sup></b>	<b>Mean</b>	<b>50<sup>th</sup></b>	<b>60<sup>th</sup></b>	<b>75<sup>th</sup></b>
	<b>657.83</b>	<b>660.00</b>	<b>770.00</b>	<b>785.00</b>	<b>153.30</b>	<b>150.00</b>	<b>175.00</b>	<b>182.50</b>	<b>35.45</b>	<b>35.00</b>	<b>38.00</b>	<b>40.00</b>	<b>5.23</b>	<b>4.81</b>	<b>5.00</b>	<b>6.27</b>
c.i. lower	556.63	462.00	500.00	660.00	127.48	105.00	6.27	150.00	32.60	34.09	35.00	35.00	4.74	4.67	4.67	5.00
c.i. upper	759.03	800.00	836.00	900.00	179.11	190.00	200.00	225.00	38.30	40.00	40.00	45.00	5.72	6.20	6.33	7.50
n	12				12				24				24			
<i>Group</i>																
	<b>693.31</b>	<b>710.00</b>	<b>770.00</b>	<b>867.50</b>	<b>171.88</b>	<b>175.00</b>	<b>175.00</b>	<b>200.00</b>	<b>37.25</b>	<b>35.00</b>	<b>40.00</b>	<b>42.75</b>	<b>5.62</b>	<b>5.33</b>	<b>6.00</b>	<b>6.31</b>
c.i. lower	558.35	525.00	559.00	770.00	141.16	127.05	6.31	175.00	33.86	35.00	35.00	37.50	5.10	4.67	5.00	5.83
c.i. upper	828.27	880.00	880.00	1320.00	202.61	200.00	213.75	300.00	40.64	40.00	45.00	50.00	6.14	6.00	6.50	6.67
n	16				16				31				31			
<i>Center</i>																
	<b>865.54</b>	<b>900.00</b>	<b>990.00</b>	<b>1100.00</b>	<b>199.29</b>	<b>225.00</b>	<b>225.00</b>	<b>250.00</b>	<b>47.03</b>	<b>50.00</b>	<b>50.00</b>	<b>51.14</b>	<b>7.26</b>	<b>7.42</b>	<b>7.92</b>	<b>8.33</b>
c.i. lower	679.85	550.00	625.00	900.00	157.42	125.00	8.33	225.00	42.61	45.00	48.00	50.00	6.66	6.00	6.82	7.83
c.i. upper	1051.23	1210.00	1210.00	1320.00	241.17	275.00	275.00	300.00	51.46	51.14	55.00	60.00	7.86	8.33	8.33	9.17
n	13				13				21				20			
<b>Toddler (1 to 3 years old)</b>																
<b>MONTHLY</b>				<b>WEEKLY</b>				<b>DAILY</b>				<b>HOURLY</b>				
<i>Family</i>																
	<b>Mean</b>	<b>50<sup>th</sup></b>	<b>60<sup>th</sup></b>	<b>75<sup>th</sup></b>	<b>Mean</b>	<b>50<sup>th</sup></b>	<b>60<sup>th</sup></b>	<b>75<sup>th</sup></b>	<b>Mean</b>	<b>50<sup>th</sup></b>	<b>60<sup>th</sup></b>	<b>75<sup>th</sup></b>	<b>Mean</b>	<b>50<sup>th</sup></b>	<b>60<sup>th</sup></b>	<b>75<sup>th</sup></b>
	<b>649.50</b>	<b>660.00</b>	<b>770.00</b>	<b>785.00</b>	<b>151.21</b>	<b>150.00</b>	<b>175.00</b>	<b>182.50</b>	<b>35.32</b>	<b>35.00</b>	<b>38.00</b>	<b>40.00</b>	<b>5.09</b>	<b>4.67</b>	<b>5.00</b>	<b>5.60</b>
c.i. lower	555.69	462.00	500.00	660.00	127.63	105.00	5.60	150.00	31.99	30.00	35.00	35.00	4.58	4.30	4.67	5.00
c.i. upper	743.31	800.00	800.00	836.00	174.79	190.00	200.00	200.00	38.64	40.00	40.00	45.00	5.61	5.33	6.33	7.50
n	12				12				27				26			
<i>Group</i>																
	<b>684.37</b>	<b>770.00</b>	<b>770.00</b>	<b>866.25</b>	<b>167.99</b>	<b>175.00</b>	<b>196.88</b>	<b>200.00</b>	<b>37.12</b>	<b>36.00</b>	<b>38.00</b>	<b>40.00</b>	<b>5.37</b>	<b>5.07</b>	<b>5.33</b>	<b>6.00</b>
c.i. lower	548.06	462.00	559.00	770.00	136.56	119.32	6.00	175.00	33.99	35.00	35.00	38.00	4.99	4.67	5.00	5.33
c.i. upper	820.67	866.25	880.00	1320.00	199.42	200.00	213.75	300.00	40.25	40.00	42.00	50.00	5.75	5.83	6.00	6.67
n	17				17				33				33			
<i>Center</i>																
	<b>830.88</b>	<b>837.50</b>	<b>900.00</b>	<b>1023.00</b>	<b>190.90</b>	<b>190.34</b>	<b>225.00</b>	<b>232.50</b>	<b>45.84</b>	<b>47.50</b>	<b>50.00</b>	<b>51.70</b>	<b>6.96</b>	<b>7.02</b>	<b>7.33</b>	<b>8.33</b>
c.i. lower	679.92	560.00	625.00	875.00	156.71	138.00	8.33	198.86	41.91	45.00	45.00	48.86	6.39	6.00	6.06	7.27
c.i. upper	981.83	1056.00	1210.00	1320.00	225.08	240.00	275.00	300.00	49.78	51.14	52.27	55.00	7.54	8.33	8.33	9.00
n	16				16				24				24			

**Table B1.7: Part-time child care market rates for region 7, family and group homes and centers (continued)**

<b>Preschool (3 to 6 years old)</b>																
<b>MONTHLY</b>					<b>WEEKLY</b>				<b>DAILY</b>				<b>HOURLY</b>			
<i>Family</i>																
	<b>Mean</b>	<b>50<sup>th</sup></b>	<b>60<sup>th</sup></b>	<b>75<sup>th</sup></b>	<b>Mean</b>	<b>50<sup>th</sup></b>	<b>60<sup>th</sup></b>	<b>75<sup>th</sup></b>	<b>Mean</b>	<b>50<sup>th</sup></b>	<b>60<sup>th</sup></b>	<b>75<sup>th</sup></b>	<b>Mean</b>	<b>50<sup>th</sup></b>	<b>60<sup>th</sup></b>	<b>75<sup>th</sup></b>
	<b>638.46</b>	<b>616.00</b>	<b>660.00</b>	<b>770.00</b>	<b>148.43</b>	<b>140.00</b>	<b>150.00</b>	<b>175.00</b>	<b>33.42</b>	<b>35.00</b>	<b>35.00</b>	<b>38.00</b>	<b>4.92</b>	<b>4.67</b>	<b>4.67</b>	<b>5.00</b>
c.i. lower	551.39	462.00	550.00	616.00	126.46	105.00	5.00	140.00	30.69	28.00	30.15	35.00	4.45	4.30	4.67	4.67
c.i. upper	725.53	800.00	800.00	836.00	170.39	190.00	200.00	200.00	36.15	35.00	40.00	40.00	5.40	5.00	6.33	7.00
n	13				13				28				27			
<i>Group</i>																
	<b>715.24</b>	<b>712.50</b>	<b>770.00</b>	<b>866.25</b>	<b>174.83</b>	<b>175.00</b>	<b>175.00</b>	<b>200.00</b>	<b>35.89</b>	<b>35.00</b>	<b>36.36</b>	<b>40.00</b>	<b>5.43</b>	<b>5.07</b>	<b>5.33</b>	<b>6.00</b>
c.i. lower	552.60	462.00	559.00	765.00	138.41	119.32	6.00	175.00	33.05	35.00	35.00	36.36	4.94	4.67	4.80	5.33
c.i. upper	877.87	866.25	880.00	1650.00	211.26	200.00	250.00	375.00	38.73	38.00	40.00	45.00	5.92	5.68	6.00	6.67
n	18				18				33				33			
<i>Center</i>																
	<b>783.00</b>	<b>775.00</b>	<b>875.00</b>	<b>990.00</b>	<b>179.66</b>	<b>184.66</b>	<b>200.00</b>	<b>225.00</b>	<b>41.10</b>	<b>42.05</b>	<b>45.00</b>	<b>45.45</b>	<b>6.42</b>	<b>6.00</b>	<b>6.82</b>	<b>8.33</b>
c.i. lower	657.75	555.00	575.00	800.00	151.39	127.27	8.33	198.86	37.35	40.00	40.91	45.00	5.72	5.33	5.60	6.67
c.i. upper	908.25	990.00	1100.00	1210.00	207.94	225.00	250.00	275.00	44.85	45.00	50.00	52.27	7.12	7.83	8.33	9.00
n	18				18				25				25			
<b>School (6 years old or older)</b>																
<b>MONTHLY</b>					<b>WEEKLY</b>				<b>DAILY</b>				<b>HOURLY</b>			
<i>Family</i>																
	<b>Mean</b>	<b>50<sup>th</sup></b>	<b>60<sup>th</sup></b>	<b>75<sup>th</sup></b>	<b>Mean</b>	<b>50<sup>th</sup></b>	<b>60<sup>th</sup></b>	<b>75<sup>th</sup></b>	<b>Mean</b>	<b>50<sup>th</sup></b>	<b>60<sup>th</sup></b>	<b>75<sup>th</sup></b>	<b>Mean</b>	<b>50<sup>th</sup></b>	<b>60<sup>th</sup></b>	<b>75<sup>th</sup></b>
	<b>654.22</b>	<b>660.00</b>	<b>726.00</b>	<b>770.00</b>	<b>155.51</b>	<b>150.00</b>	<b>165.00</b>	<b>175.00</b>	<b>32.55</b>	<b>35.00</b>	<b>35.00</b>	<b>35.00</b>	<b>5.00</b>	<b>4.67</b>	<b>5.00</b>	<b>5.83</b>
c.i. lower	549.80	460.00	616.00	660.00	130.50	125.00	5.83	150.00	28.97	28.00	30.00	35.00	4.41	4.40	4.67	4.80
c.i. upper	758.64	800.00	800.00	800.00	180.51	200.00	200.00	200.00	36.12	35.00	40.00	45.00	5.59	5.83	6.17	7.00
n	9				9				17				17			
<i>Group</i>																
	<b>600.39</b>	<b>559.00</b>	<b>715.00</b>	<b>770.00</b>	<b>145.48</b>	<b>150.00</b>	<b>170.00</b>	<b>175.00</b>	<b>0.00</b>	<b>35.00</b>	<b>35.00</b>	<b>36.36</b>	<b>31.38</b>	<b>4.67</b>	<b>4.92</b>	<b>5.50</b>
c.i. lower	484.53	418.00	462.00	559.00	122.38	105.00	5.50	150.00	0.00	25.00	34.55	35.00	28.06	4.55	4.67	4.85
c.i. upper	716.25	770.00	880.00	880.00	168.58	175.00	200.00	200.00	0.00	35.00	37.50	40.00	34.71	5.33	5.50	6.25
n	15				15				0				31			
<i>Center</i>																
	<b>747.59</b>	<b>750.00</b>	<b>880.00</b>	<b>990.00</b>	<b>171.29</b>	<b>170.46</b>	<b>200.00</b>	<b>225.00</b>	<b>38.46</b>	<b>41.00</b>	<b>45.00</b>	<b>45.00</b>	<b>6.12</b>	<b>6.67</b>	<b>7.00</b>	<b>7.50</b>
c.i. lower	602.89	535.00	552.00	875.00	138.96	121.59	7.50	198.86	33.80	31.82	40.00	45.00	5.40	5.33	5.60	6.97
c.i. upper	892.29	990.00	1056.00	1210.00	203.62	225.00	240.00	275.00	43.13	45.00	45.00	52.27	6.84	7.50	7.50	8.00
n	17				17				22				22			

## Appendix C

Tables C1.0 – C1.7 (Method 2 – Survey Only, Full-Time)

**Table C1.0: Child care market rates for Montana, family and group homes and centers, survey only**

<b>Infants (0 – 1)</b>																
<b>MONTHLY</b>					<b>WEEKLY</b>				<b>DAILY</b>				<b>HOURLY</b>			
<i>Family</i>																
	<b>Mean</b>	<b>50<sup>th</sup></b>	<b>60<sup>th</sup></b>	<b>75<sup>th</sup></b>	<b>Mean</b>	<b>50<sup>th</sup></b>	<b>60<sup>th</sup></b>	<b>75<sup>th</sup></b>	<b>Mean</b>	<b>50<sup>th</sup></b>	<b>60<sup>th</sup></b>	<b>75<sup>th</sup></b>	<b>Mean</b>	<b>50<sup>th</sup></b>	<b>60<sup>th</sup></b>	<b>75<sup>th</sup></b>
	<b>746.02</b>	<b>770.00</b>	<b>800.00</b>	<b>836.00</b>	<b>179.44</b>	<b>185.00</b>	<b>200.00</b>	<b>200.00</b>	<b>36.16</b>	<b>35.00</b>	<b>36.50</b>	<b>40.00</b>	<b>5.13</b>	<b>5.00</b>	<b>5.00</b>	<b>6.00</b>
c.i. lower	695.38	700.00	740.00	800.00	147.49	130.00	6.00	185.00	34.45	35.00	35.00	37.00	4.54	4.30	5.00	5.00
c.i. upper	796.66	800.00	841.50	900.00	211.40	225.00	225.00	225.00	37.87	38.00	40.00	45.00	5.72	6.00	6.50	7.00
n	30				9				55				19			
<i>Group</i>																
	<b>880.96</b>	<b>805.00</b>	<b>860.00</b>	<b>975.00</b>	<b>200.69</b>	<b>190.00</b>	<b>200.00</b>	<b>250.00</b>	<b>40.35</b>	<b>35.00</b>	<b>40.00</b>	<b>44.00</b>	<b>7.04</b>	<b>6.00</b>	<b>6.66</b>	<b>7.75</b>
c.i. lower	814.52	770.00	800.00	880.00	181.22	175.00	7.75	200.00	37.76	35.00	35.00	40.00	5.57	5.00	5.25	6.50
c.i. upper	947.41	880.00	975.00	1100.00	220.16	250.00	250.00	266.25	42.95	40.00	40.00	50.00	8.50	7.50	8.00	11.87
n	61				20				93				24			
<i>Center</i>																
	<b>1091.90</b>	<b>1025.50</b>	<b>1080.00</b>	<b>1191.67</b>	<b>242.96</b>	<b>225.00</b>	<b>237.50</b>	<b>244.50</b>	<b>49.14</b>	<b>46.00</b>	<b>50.00</b>	<b>55.00</b>	<b>6.42</b>	<b>6.50</b>	<b>6.50</b>	<b>7.00</b>
c.i. lower	1014.31	990.00	1000.00	1110.00	214.91	225.00	7.00	225.00	46.57	45.00	45.00	50.00	5.04	4.10	5.00	6.50
c.i. upper	1169.48	1110.00	1188.00	1285.00	271.00	245.00	280.00	369.00	51.71	50.00	55.00	60.00	7.80	9.00	10.00	10.00
n	58				12				52				10			
<b>Toddler (1 to 3 years old)</b>																
<b>MONTHLY</b>					<b>WEEKLY</b>				<b>DAILY</b>				<b>HOURLY</b>			
<i>Family</i>																
	<b>Mean</b>	<b>50<sup>th</sup></b>	<b>60<sup>th</sup></b>	<b>75<sup>th</sup></b>	<b>Mean</b>	<b>50<sup>th</sup></b>	<b>60<sup>th</sup></b>	<b>75<sup>th</sup></b>	<b>Mean</b>	<b>50<sup>th</sup></b>	<b>60<sup>th</sup></b>	<b>75<sup>th</sup></b>	<b>Mean</b>	<b>50<sup>th</sup></b>	<b>60<sup>th</sup></b>	<b>75<sup>th</sup></b>
	<b>752.80</b>	<b>770.00</b>	<b>800.00</b>	<b>822.50</b>	<b>183.13</b>	<b>192.50</b>	<b>200.00</b>	<b>200.00</b>	<b>35.22</b>	<b>35.00</b>	<b>35.00</b>	<b>40.00</b>	<b>4.87</b>	<b>5.00</b>	<b>5.00</b>	<b>6.00</b>
c.i. lower	710.72	720.00	750.00	800.00	157.46	150.00	6.00	185.00	33.34	35.00	35.00	36.00	4.28	4.00	4.30	5.00
c.i. upper	794.87	800.00	825.00	900.00	208.79	225.00	225.00	225.00	37.10	36.00	40.00	42.00	5.46	6.00	6.00	6.50
n	32				8				61				19			
<i>Group</i>																
	<b>860.06</b>	<b>815.00</b>	<b>850.00</b>	<b>975.00</b>	<b>191.86</b>	<b>190.00</b>	<b>200.00</b>	<b>250.00</b>	<b>39.44</b>	<b>35.00</b>	<b>38.00</b>	<b>44.00</b>	<b>6.74</b>	<b>6.00</b>	<b>6.50</b>	<b>7.50</b>
c.i. lower	803.61	770.00	800.00	880.00	166.71	175.00	7.50	190.00	36.96	35.00	35.00	40.00	5.49	5.00	5.50	6.00
c.i. upper	916.52	860.00	900.00	1065.00	217.00	244.00	250.00	250.00	41.92	38.00	40.00	50.00	8.00	7.25	7.50	10.00
n	74				23				102				27			
<i>Center</i>																
	<b>1050.41</b>	<b>1000.00</b>	<b>1053.00</b>	<b>1155.00</b>	<b>240.86</b>	<b>225.00</b>	<b>225.00</b>	<b>245.00</b>	<b>47.84</b>	<b>45.00</b>	<b>48.00</b>	<b>53.00</b>	<b>6.16</b>	<b>6.25</b>	<b>6.50</b>	<b>6.75</b>
c.i. lower	988.31	950.00	1000.00	1100.00	208.77	213.00	6.75	225.00	45.52	45.00	45.00	50.00	4.96	4.09	5.00	6.00
c.i. upper	1112.51	1055.00	1150.00	1279.00	272.95	280.00	369.00	369.00	50.16	50.00	53.00	58.00	7.37	7.00	9.00	10.00
n	77				11				61				12			



**Table C1.0: Child care market rates for Montana, family and group homes and centers, survey only (continued)**

<b>Preschool (3 to 6 years old)</b>																
<b>MONTHLY</b>					<b>WEEKLY</b>				<b>DAILY</b>				<b>HOURLY</b>			
<i>Family</i>																
	<b>Mean</b>	<b>50<sup>th</sup></b>	<b>60<sup>th</sup></b>	<b>75<sup>th</sup></b>	<b>Mean</b>	<b>50<sup>th</sup></b>	<b>60<sup>th</sup></b>	<b>75<sup>th</sup></b>	<b>Mean</b>	<b>50<sup>th</sup></b>	<b>60<sup>th</sup></b>	<b>75<sup>th</sup></b>	<b>Mean</b>	<b>50<sup>th</sup></b>	<b>60<sup>th</sup></b>	<b>75<sup>th</sup></b>
	<b>720.82</b>	<b>748.00</b>	<b>770.00</b>	<b>800.00</b>	<b>197.78</b>	<b>200.00</b>	<b>200.00</b>	<b>200.00</b>	<b>34.96</b>	<b>35.00</b>	<b>35.00</b>	<b>37.50</b>	<b>5.24</b>	<b>5.00</b>	<b>5.00</b>	<b>6.00</b>
c.i. lower	685.15	680.00	720.00	770.00	149.01	150.00	6.00	200.00	32.67	34.00	35.00	35.00	4.28	4.00	5.00	5.00
c.i. upper	756.50	770.00	800.00	850.00	246.55	200.00	350.00	350.00	37.26	35.00	36.00	40.00	6.21	6.00	6.00	7.00
n	37				9				60				21			
<i>Group</i>																
	<b>839.11</b>	<b>800.00</b>	<b>840.00</b>	<b>937.50</b>	<b>185.96</b>	<b>190.00</b>	<b>200.00</b>	<b>225.00</b>	<b>38.81</b>	<b>35.00</b>	<b>38.00</b>	<b>42.00</b>	<b>6.57</b>	<b>6.10</b>	<b>7.00</b>	<b>7.75</b>
c.i. lower	784.91	770.00	800.00	850.00	162.85	175.00	7.75	190.00	36.63	35.00	35.00	40.00	5.85	5.50	6.00	7.00
c.i. upper	893.31	840.00	900.00	1050.00	209.06	220.00	236.50	250.00	40.99	38.00	40.00	45.00	7.28	7.00	8.25	10.00
n	79				23				107				32			
<i>Center</i>																
	<b>944.07</b>	<b>900.00</b>	<b>950.00</b>	<b>1079.00</b>	<b>221.86</b>	<b>200.00</b>	<b>203.00</b>	<b>248.00</b>	<b>43.90</b>	<b>42.00</b>	<b>45.00</b>	<b>50.00</b>	<b>5.75</b>	<b>5.60</b>	<b>5.75</b>	<b>6.50</b>
c.i. lower	896.78	880.00	900.00	982.00	195.58	200.00	6.50	200.00	41.64	40.00	41.00	45.00	4.77	4.00	5.50	5.60
c.i. upper	991.37	950.00	1038.00	1150.00	248.14	284.00	303.00	303.00	46.15	45.00	48.00	53.95	6.72	7.00	8.00	9.00
n	89				11				68				13			
<b>School (6 years old or older)</b>																
<b>MONTHLY</b>					<b>WEEKLY</b>				<b>DAILY</b>				<b>HOURLY</b>			
<i>Family</i>																
	<b>Mean</b>	<b>50<sup>th</sup></b>	<b>60<sup>th</sup></b>	<b>75<sup>th</sup></b>	<b>Mean</b>	<b>50<sup>th</sup></b>	<b>60<sup>th</sup></b>	<b>75<sup>th</sup></b>	<b>Mean</b>	<b>50<sup>th</sup></b>	<b>60<sup>th</sup></b>	<b>75<sup>th</sup></b>	<b>Mean</b>	<b>50<sup>th</sup></b>	<b>60<sup>th</sup></b>	<b>75<sup>th</sup></b>
	<b>699.38</b>	<b>745.00</b>	<b>770.00</b>	<b>800.00</b>	<b>180.63</b>	<b>200.00</b>	<b>200.00</b>	<b>200.00</b>	<b>32.63</b>	<b>30.00</b>	<b>35.00</b>	<b>36.00</b>	<b>5.19</b>	<b>5.00</b>	<b>5.00</b>	<b>6.00</b>
c.i. lower	635.45	600.00	600.00	770.00	155.11	150.00	6.00	200.00	30.30	30.00	30.00	35.00	4.30	4.30	5.00	5.00
c.i. upper	763.30	800.00	800.00	880.00	206.14	200.00	200.00	200.00	34.96	35.00	36.00	45.00	6.08	6.00	6.50	10.00
n	16				8				45				17			
<i>Group</i>																
	<b>732.36</b>	<b>735.00</b>	<b>781.20</b>	<b>845.00</b>	<b>162.17</b>	<b>172.50</b>	<b>180.00</b>	<b>200.00</b>	<b>34.91</b>	<b>35.00</b>	<b>35.00</b>	<b>40.00</b>	<b>6.51</b>	<b>6.00</b>	<b>6.50</b>	<b>7.25</b>
c.i. lower	670.15	650.00	700.00	800.00	132.47	125.00	7.25	180.00	32.47	33.00	35.00	36.00	5.76	5.25	6.00	6.20
c.i. upper	794.58	800.00	825.00	975.00	191.86	200.00	236.50	250.00	37.35	35.00	37.50	45.00	7.26	7.00	8.75	10.00
n	57				18				89				31			
<i>Center</i>																
	<b>842.99</b>	<b>850.00</b>	<b>890.00</b>	<b>975.00</b>	<b>210.72</b>	<b>200.00</b>	<b>200.00</b>	<b>215.00</b>	<b>38.20</b>	<b>40.00</b>	<b>43.00</b>	<b>45.00</b>	<b>6.10</b>	<b>5.88</b>	<b>6.25</b>	<b>8.00</b>
c.i. lower	764.87	775.00	800.00	900.00	157.08	179.00	8.00	200.00	35.13	36.00	40.00	43.00	4.79	4.00	5.00	5.75
c.i. upper	921.11	925.00	975.00	1240.00	264.37	275.00	350.00	350.00	41.28	45.00	45.00	50.00	7.41	8.00	9.00	9.00
n	45				9				46				10			

**Table C1.1: Child care market rates for region 1, family and group homes and centers, survey only**

<b>Infants (0 – 1)</b>																
<b>MONTHLY</b>					<b>WEEKLY</b>				<b>DAILY</b>				<b>HOURLY</b>			
<i>Family</i>																
	<b>Mean</b>	<b>50<sup>th</sup></b>	<b>60<sup>th</sup></b>	<b>75<sup>th</sup></b>	<b>Mean</b>	<b>50<sup>th</sup></b>	<b>60<sup>th</sup></b>	<b>75<sup>th</sup></b>	<b>Mean</b>	<b>50<sup>th</sup></b>	<b>60<sup>th</sup></b>	<b>75<sup>th</sup></b>	<b>Mean</b>	<b>50<sup>th</sup></b>	<b>60<sup>th</sup></b>	<b>75<sup>th</sup></b>
	<b>792.50</b>	<b>836.00</b>	<b>836.00</b>	<b>841.50</b>	<b>175.00</b>	<b>175.00</b>	<b>175.00</b>	<b>175.00</b>	<b>37.08</b>	<b>38.00</b>	<b>38.00</b>	<b>40.00</b>	<b>5.50</b>	<b>5.50</b>	<b>6.00</b>	<b>6.50</b>
c.i. lower	593.39	700.00	700.00	700.00	.	.	.	.	31.25	29.75	33.00	38.00	3.45	4.00	4.00	5.00
c.i. upper	991.61	841.50	841.50	841.50	.	.	.	.	42.92	45.00	50.00	50.00	7.55	7.00	7.00	7.00
n	3				1				9				4			
<i>Group</i>																
	<b>1091.11</b>	<b>1100.00</b>	<b>1104.00</b>	<b>1213.00</b>	<b>205.00</b>	<b>190.00</b>	<b>190.00</b>	<b>250.00</b>	<b>47.33</b>	<b>44.00</b>	<b>49.00</b>	<b>60.00</b>	<b>9.18</b>	<b>6.50</b>	<b>7.50</b>	<b>13.75</b>
c.i. lower	879.66	798.00	860.00	1100.00	106.41	175.00	13.75	175.00	40.49	35.00	38.00	44.00	-2.57	3.70	3.70	5.50
c.i. upper	1302.57	1500.00	1500.00	1500.00	303.59	250.00	250.00	250.00	54.17	60.00	65.00	70.00	20.92	20.00	20.00	20.00
n	9				3				15				4			
<i>Center</i>																
	<b>1260.00</b>	<b>1260.00</b>	<b>1260.00</b>	<b>1260.00</b>	.	.	.	.	<b>51.00</b>	<b>47.00</b>	<b>47.00</b>	<b>61.00</b>	<b>4.09</b>	<b>4.09</b>	<b>4.09</b>	<b>4.09</b>
c.i. lower	.	.	.	.	.	.	.	.	29.34	45.00	45.00	45.00	.	.	.	.
c.i. upper	.	.	.	.	.	.	.	.	72.66	61.00	61.00	61.00	.	.	.	.
n	1				0				3				1			
<b>Toddler (1 to 3 years old)</b>																
<b>MONTHLY</b>					<b>WEEKLY</b>				<b>DAILY</b>				<b>HOURLY</b>			
<i>Family</i>																
	<b>Mean</b>	<b>50<sup>th</sup></b>	<b>60<sup>th</sup></b>	<b>75<sup>th</sup></b>	<b>Mean</b>	<b>50<sup>th</sup></b>	<b>60<sup>th</sup></b>	<b>75<sup>th</sup></b>	<b>Mean</b>	<b>50<sup>th</sup></b>	<b>60<sup>th</sup></b>	<b>75<sup>th</sup></b>	<b>Mean</b>	<b>50<sup>th</sup></b>	<b>60<sup>th</sup></b>	<b>75<sup>th</sup></b>
	<b>737.17</b>	<b>770.00</b>	<b>770.00</b>	<b>841.50</b>	<b>150.00</b>	<b>150.00</b>	<b>150.00</b>	<b>150.00</b>	<b>35.18</b>	<b>34.00</b>	<b>35.00</b>	<b>40.00</b>	<b>5.00</b>	<b>5.00</b>	<b>5.00</b>	<b>5.50</b>
c.i. lower	429.00	600.00	600.00	600.00	.	.	.	.	29.57	29.75	30.00	33.00	3.70	4.00	4.00	5.00
c.i. upper	1045.33	841.50	841.50	841.50	.	.	.	.	40.78	45.00	50.00	50.00	6.30	6.00	6.00	6.00
n	3				1				10				4			
<i>Group</i>																
	<b>1013.33</b>	<b>987.50</b>	<b>1100.00</b>	<b>1158.50</b>	<b>205.00</b>	<b>190.00</b>	<b>220.00</b>	<b>250.00</b>	<b>46.28</b>	<b>42.00</b>	<b>48.00</b>	<b>50.00</b>	<b>8.54</b>	<b>6.00</b>	<b>6.75</b>	<b>7.50</b>
c.i. lower	831.84	770.00	798.00	975.00	152.32	160.00	7.50	190.00	40.43	35.00	38.00	44.00	0.41	3.70	3.70	6.00
c.i. upper	1194.83	1213.00	1500.00	1500.00	257.68	250.00	250.00	250.00	52.13	50.00	65.00	70.00	16.67	20.00	20.00	20.00
n	12				5				18				5			
<i>Center</i>																
	<b>1151.25</b>	<b>1202.50</b>	<b>1250.00</b>	<b>1275.00</b>	.	.	.	.	<b>49.80</b>	<b>47.00</b>	<b>52.00</b>	<b>57.00</b>	<b>4.09</b>	<b>4.09</b>	<b>4.09</b>	<b>4.09</b>
c.i. lower	868.06	900.00	900.00	1155.00	.	.	.	.	35.47	35.00	35.00	47.00	.	.	.	.
c.i. upper	1434.44	1300.00	1300.00	1300.00	.	.	.	.	64.13	65.00	65.00	65.00	.	.	.	.
n	4				0				5				1			

**Table C1.1: Child care market rates for region 1, family and group homes and centers, survey only (continued)**

<b>Preschool (3 to 6 years old)</b>																	
<b>MONTHLY</b>					<b>WEEKLY</b>				<b>DAILY</b>				<b>HOURLY</b>				
<i>Family</i>																	
	<b>Mean</b>	<b>50<sup>th</sup></b>	<b>60<sup>th</sup></b>	<b>75<sup>th</sup></b>	<b>Mean</b>	<b>50<sup>th</sup></b>	<b>60<sup>th</sup></b>	<b>75<sup>th</sup></b>	<b>Mean</b>	<b>50<sup>th</sup></b>	<b>60<sup>th</sup></b>	<b>75<sup>th</sup></b>	<b>Mean</b>	<b>50<sup>th</sup></b>	<b>60<sup>th</sup></b>	<b>75<sup>th</sup></b>	
	<b>754.50</b>	<b>759.00</b>	<b>770.00</b>	<b>835.00</b>	<b>250.00</b>	<b>250.00</b>	<b>350.00</b>	<b>350.00</b>	<b>39.10</b>	<b>35.00</b>	<b>37.50</b>	<b>40.00</b>	<b>6.49</b>	<b>5.50</b>	<b>6.00</b>	<b>6.50</b>	
c.i. lower	558.92	600.00	600.00	748.00	-	1020.62	150.00	6.50	150.00	27.68	25.00	30.00	35.00	3.00	4.00	4.44	5.00
c.i. upper	950.08	900.00	900.00	900.00	1520.62	350.00	350.00	350.00	50.52	50.00	79.00	79.00	9.98	13.00	13.00	13.00	
n	4				2				10				6				
<i>Group</i>																	
	<b>989.38</b>	<b>960.00</b>	<b>975.00</b>	<b>1100.00</b>	<b>203.00</b>	<b>190.00</b>	<b>215.00</b>	<b>240.00</b>	<b>44.42</b>	<b>42.00</b>	<b>45.00</b>	<b>50.00</b>	<b>7.03</b>	<b>6.50</b>	<b>7.00</b>	<b>10.00</b>	
c.i. lower	816.83	770.00	820.00	960.00	153.41	160.00	10.00	190.00	39.50	38.00	38.00	42.00	4.37	3.70	5.50	6.00	
c.i. upper	1161.94	1213.00	1500.00	1500.00	252.59	250.00	250.00	250.00	49.35	50.00	55.00	65.00	9.69	10.00	10.00	10.00	
n	13				5				19				6				
<i>Center</i>																	
	<b>1033.00</b>	<b>1050.00</b>	<b>1095.00</b>	<b>1140.00</b>	.	.	.	.	<b>46.25</b>	<b>42.00</b>	<b>50.00</b>	<b>53.00</b>	<b>3.65</b>	<b>3.65</b>	<b>3.65</b>	<b>3.65</b>	
c.i. lower	779.08	775.00	775.00	1050.00	.	.	.	.	36.62	35.00	38.75	40.00	.	.	.	.	
c.i. upper	1286.92	1300.00	1300.00	1300.00	.	.	.	.	55.88	65.00	65.00	65.00	.	.	.	.	
n	5				0				7				1				
<b>School (6 years old or older)</b>																	
<b>MONTHLY</b>					<b>WEEKLY</b>				<b>DAILY</b>				<b>HOURLY</b>				
<i>Family</i>																	
	<b>Mean</b>	<b>50<sup>th</sup></b>	<b>60<sup>th</sup></b>	<b>75<sup>th</sup></b>	<b>Mean</b>	<b>50<sup>th</sup></b>	<b>60<sup>th</sup></b>	<b>75<sup>th</sup></b>	<b>Mean</b>	<b>50<sup>th</sup></b>	<b>60<sup>th</sup></b>	<b>75<sup>th</sup></b>	<b>Mean</b>	<b>50<sup>th</sup></b>	<b>60<sup>th</sup></b>	<b>75<sup>th</sup></b>	
	<b>600.00</b>	<b>600.00</b>	<b>600.00</b>	<b>600.00</b>	<b>175.00</b>	<b>175.00</b>	<b>200.00</b>	<b>200.00</b>	<b>34.44</b>	<b>33.00</b>	<b>33.00</b>	<b>40.00</b>	<b>6.30</b>	<b>6.00</b>	<b>6.25</b>	<b>6.50</b>	
c.i. lower	.	600.00	600.00	600.00	-142.66	150.00	6.50	150.00	27.64	25.00	30.00	33.00	3.47	4.00	4.00	6.00	
c.i. upper	.	600.00	600.00	600.00	492.66	200.00	200.00	200.00	41.25	45.00	50.00	50.00	9.13	10.00	10.00	10.00	
n	2				2				9				5				
<i>Group</i>																	
	<b>829.56</b>	<b>936.00</b>	<b>960.00</b>	<b>975.00</b>	<b>140.00</b>	<b>132.00</b>	<b>132.00</b>	<b>240.00</b>	<b>41.28</b>	<b>42.00</b>	<b>45.00</b>	<b>50.00</b>	<b>7.03</b>	<b>6.50</b>	<b>7.00</b>	<b>10.00</b>	
c.i. lower	593.51	600.00	670.00	936.00	-99.10	48.00	10.00	48.00	35.38	35.00	35.00	42.00	4.37	3.70	5.50	6.00	
c.i. upper	1065.60	1100.00	1213.00	1213.00	379.10	240.00	240.00	240.00	47.19	50.00	50.00	55.00	9.69	10.00	10.00	10.00	
n	9				3				19				6				
<i>Center</i>																	
	<b>900.00</b>	<b>900.00</b>	<b>900.00</b>	<b>900.00</b>	.	.	.	.	<b>34.33</b>	<b>35.00</b>	<b>35.00</b>	<b>40.00</b>	.	.	.	.	
c.i. lower	.	.	.	.	.	.	.	.	19.36	28.00	28.00	28.00	.	.	.	.	
c.i. upper	.	.	.	.	.	.	.	.	49.31	40.00	40.00	40.00	.	.	.	.	
n	1				0				3				0				

**Table C1.2: Child care market rates for region 2, family and group homes and centers, survey only**

<b>Infants (0 – 1)</b>																
<b>MONTHLY</b>					<b>WEEKLY</b>				<b>DAILY</b>				<b>HOURLY</b>			
<i>Family</i>																
	<b>Mean</b>	<b>50<sup>th</sup></b>	<b>60<sup>th</sup></b>	<b>75<sup>th</sup></b>	<b>Mean</b>	<b>50<sup>th</sup></b>	<b>60<sup>th</sup></b>	<b>75<sup>th</sup></b>	<b>Mean</b>	<b>50<sup>th</sup></b>	<b>60<sup>th</sup></b>	<b>75<sup>th</sup></b>	<b>Mean</b>	<b>50<sup>th</sup></b>	<b>60<sup>th</sup></b>	<b>75<sup>th</sup></b>
	<b>720.00</b>	<b>800.00</b>	<b>800.00</b>	<b>840.00</b>	<b>150.00</b>	<b>150.00</b>	<b>200.00</b>	<b>200.00</b>	<b>36.09</b>	<b>37.00</b>	<b>40.00</b>	<b>40.00</b>	<b>5.33</b>	<b>5.00</b>	<b>5.00</b>	<b>6.00</b>
c.i. lower	375.28	400.00	400.00	800.00	-485.31	100.00	6.00	100.00	30.93	30.00	35.00	35.00	3.90	5.00	5.00	5.00
c.i. upper	1064.72	880.00	880.00	880.00	785.31	200.00	200.00	200.00	41.26	40.00	50.00	50.00	6.77	6.00	6.00	6.00
n	4				2				11				3			
<i>Group</i>																
	<b>906.50</b>	<b>912.50</b>	<b>987.50</b>	<b>1000.00</b>	<b>258.13</b>	<b>258.13</b>	<b>266.25</b>	<b>266.25</b>	<b>44.88</b>	<b>40.00</b>	<b>48.00</b>	<b>48.41</b>	<b>9.08</b>	<b>10.00</b>	<b>10.00</b>	<b>10.00</b>
c.i. lower	814.25	740.00	840.00	850.00	154.89	250.00	10.00	250.00	38.50	40.00	40.00	40.00	5.14	7.25	7.25	7.25
c.i. upper	998.75	1050.00	1065.00	1065.00	361.36	266.25	266.25	266.25	51.26	50.00	62.50	62.50	13.03	10.00	10.00	10.00
n	10				2				9				3			
<i>Center</i>																
	<b>1091.56</b>	<b>1075.00</b>	<b>1151.00</b>	<b>1159.00</b>	.	.	.	.	<b>52.29</b>	<b>50.00</b>	<b>55.00</b>	<b>60.00</b>	.	.	.	.
c.i. lower	980.65	946.00	1000.00	1075.00	.	.	.	.	44.11	40.00	45.00	50.00	.	.	.	.
c.i. upper	1202.46	1200.00	1367.00	1367.00	.	.	.	.	60.47	66.00	66.00	66.00	.	.	.	.
n	9				0				7				0			
<b>Toddler (1 to 3 years old)</b>																
<b>MONTHLY</b>					<b>WEEKLY</b>				<b>DAILY</b>				<b>HOURLY</b>			
<i>Family</i>																
	<b>Mean</b>	<b>50<sup>th</sup></b>	<b>60<sup>th</sup></b>	<b>75<sup>th</sup></b>	<b>Mean</b>	<b>50<sup>th</sup></b>	<b>60<sup>th</sup></b>	<b>75<sup>th</sup></b>	<b>Mean</b>	<b>50<sup>th</sup></b>	<b>60<sup>th</sup></b>	<b>75<sup>th</sup></b>	<b>Mean</b>	<b>50<sup>th</sup></b>	<b>60<sup>th</sup></b>	<b>75<sup>th</sup></b>
	<b>826.67</b>	<b>800.00</b>	<b>800.00</b>	<b>880.00</b>	<b>200.00</b>	<b>200.00</b>	<b>200.00</b>	<b>200.00</b>	<b>34.70</b>	<b>36.00</b>	<b>38.50</b>	<b>40.00</b>	<b>5.50</b>	<b>5.50</b>	<b>6.00</b>	<b>6.00</b>
c.i. lower	711.93	800.00	800.00	800.00	.	.	.	.	29.49	30.00	30.00	35.00	-0.85	5.00	5.00	5.00
c.i. upper	941.40	880.00	880.00	880.00	.	.	.	.	39.91	40.00	45.00	45.00	11.85	6.00	6.00	6.00
n	3				1				10				2			
<i>Group</i>																
	<b>891.79</b>	<b>937.50</b>	<b>1000.00</b>	<b>1050.00</b>	<b>258.13</b>	<b>258.13</b>	<b>266.25</b>	<b>266.25</b>	<b>43.66</b>	<b>44.00</b>	<b>48.41</b>	<b>55.00</b>	<b>9.08</b>	<b>10.00</b>	<b>10.00</b>	<b>10.00</b>
c.i. lower	715.03	840.00	840.00	900.00	154.89	250.00	10.00	250.00	33.16	40.00	40.00	40.00	5.14	7.25	7.25	7.25
c.i. upper	1068.54	1065.00	1065.00	1260.00	361.36	266.25	266.25	266.25	54.16	60.00	60.00	62.50	13.03	10.00	10.00	10.00
n	14				2				12				3			
<i>Center</i>																
	<b>1001.33</b>	<b>1000.00</b>	<b>1000.00</b>	<b>1050.00</b>	.	.	.	.	<b>48.08</b>	<b>50.00</b>	<b>50.00</b>	<b>50.00</b>	.	.	.	.
c.i. lower	932.11	912.00	950.00	1000.00	.	.	.	.	43.18	40.00	43.00	50.00	.	.	.	.
c.i. upper	1070.56	1050.00	1100.00	1367.00	.	.	.	.	52.99	50.00	55.00	66.00	.	.	.	.
n	15				0				12				0			

**Table C1.2: Child care market rates for region 2, family and group homes and centers, survey only (continued)**

<b>Preschool (3 to 6 years old)</b>																
<b>MONTHLY</b>					<b>WEEKLY</b>				<b>DAILY</b>				<b>HOURLY</b>			
<i>Family</i>																
	<b>Mean</b>	<b>50<sup>th</sup></b>	<b>60<sup>th</sup></b>	<b>75<sup>th</sup></b>	<b>Mean</b>	<b>50<sup>th</sup></b>	<b>60<sup>th</sup></b>	<b>75<sup>th</sup></b>	<b>Mean</b>	<b>50<sup>th</sup></b>	<b>60<sup>th</sup></b>	<b>75<sup>th</sup></b>	<b>Mean</b>	<b>50<sup>th</sup></b>	<b>60<sup>th</sup></b>	<b>75<sup>th</sup></b>
	<b>755.00</b>	<b>750.00</b>	<b>800.00</b>	<b>840.00</b>	<b>200.00</b>	<b>200.00</b>	<b>200.00</b>	<b>200.00</b>	<b>33.70</b>	<b>33.50</b>	<b>35.00</b>	<b>40.00</b>	<b>5.50</b>	<b>5.50</b>	<b>6.00</b>	<b>6.00</b>
c.i. lower	585.85	640.00	640.00	700.00	.	.	.	.	28.69	30.00	30.00	32.00	-0.85	5.00	5.00	5.00
c.i. upper	924.15	880.00	880.00	880.00	.	.	.	.	38.71	40.00	45.00	45.00	11.85	6.00	6.00	6.00
n	4				1				10				2			
<i>Group</i>																
	<b>845.33</b>	<b>850.00</b>	<b>923.00</b>	<b>1000.00</b>	<b>230.75</b>	<b>230.75</b>	<b>236.50</b>	<b>236.50</b>	<b>45.91</b>	<b>43.00</b>	<b>45.00</b>	<b>56.32</b>	<b>8.56</b>	<b>8.63</b>	<b>10.00</b>	<b>10.00</b>
c.i. lower	685.38	740.00	840.00	850.00	157.69	225.00	10.00	225.00	40.04	36.00	40.00	43.00	5.92	7.00	7.00	7.25
c.i. upper	1005.28	1000.00	1160.00	1160.00	303.81	236.50	236.50	236.50	51.77	58.00	58.00	62.50	11.21	10.00	10.00	10.00
n	15				2				13				4			
<i>Center</i>																
	<b>920.73</b>	<b>913.50</b>	<b>930.00</b>	<b>968.00</b>	.	.	.	.	<b>45.18</b>	<b>44.00</b>	<b>45.00</b>	<b>50.00</b>	<b>5.60</b>	<b>5.60</b>	<b>5.60</b>	<b>5.60</b>
c.i. lower	845.48	850.00	890.00	925.00	.	.	.	.	40.47	40.00	40.00	43.00	.	.	.	.
c.i. upper	995.97	950.00	1038.00	1367.00	.	.	.	.	49.89	50.00	50.00	66.00	.	.	.	.
n	20				0				14				1			
<b>School (6 years old or older)</b>																
<b>MONTHLY</b>					<b>WEEKLY</b>				<b>DAILY</b>				<b>HOURLY</b>			
<i>Family</i>																
	<b>Mean</b>	<b>50<sup>th</sup></b>	<b>60<sup>th</sup></b>	<b>75<sup>th</sup></b>	<b>Mean</b>	<b>50<sup>th</sup></b>	<b>60<sup>th</sup></b>	<b>75<sup>th</sup></b>	<b>Mean</b>	<b>50<sup>th</sup></b>	<b>60<sup>th</sup></b>	<b>75<sup>th</sup></b>	<b>Mean</b>	<b>50<sup>th</sup></b>	<b>60<sup>th</sup></b>	<b>75<sup>th</sup></b>
	<b>760.00</b>	<b>800.00</b>	<b>800.00</b>	<b>880.00</b>	<b>200.00</b>	<b>200.00</b>	<b>200.00</b>	<b>200.00</b>	<b>32.50</b>	<b>30.00</b>	<b>32.00</b>	<b>40.00</b>	<b>4.67</b>	<b>5.00</b>	<b>5.00</b>	<b>6.00</b>
c.i. lower	401.73	600.00	600.00	600.00	.	.	6.00	.	27.72	30.00	30.00	30.00	0.89	3.01	3.01	3.01
c.i. upper	1118.27	880.00	880.00	880.00	.	.	.	.	37.28	40.00	45.00	45.00	8.45	6.00	6.00	6.00
n	3				1				11				3			
<i>Group</i>																
	<b>875.10</b>	<b>895.50</b>	<b>960.50</b>	<b>1000.00</b>	<b>168.25</b>	<b>168.25</b>	<b>236.50</b>	<b>236.50</b>	<b>45.06</b>	<b>43.00</b>	<b>48.00</b>	<b>58.00</b>	<b>9.08</b>	<b>10.00</b>	<b>10.00</b>	<b>10.00</b>
c.i. lower	711.45	700.00	740.00	845.00	-698.95	100.00	10.00	100.00	34.84	36.00	40.00	43.00	5.14	7.25	7.25	7.25
c.i. upper	1038.75	1160.00	1160.00	1160.00	1035.45	236.50	236.50	236.50	55.27	58.00	62.50	62.50	13.03	10.00	10.00	10.00
n	10				2				9				3			
<i>Center</i>																
	<b>813.00</b>	<b>880.00</b>	<b>900.00</b>	<b>950.00</b>	.	.	.	.	<b>40.44</b>	<b>41.25</b>	<b>46.00</b>	<b>50.00</b>	.	.	.	.
c.i. lower	673.15	675.00	793.00	880.00	.	.	.	.	32.84	33.00	36.00	37.50	.	.	.	.
c.i. upper	952.85	1024.00	1024.00	1053.00	.	.	.	.	48.04	51.20	51.20	51.20	.	.	.	.
n	13				0				10				0			

**Table C1.3: Child care market rates for region 3, family and group homes and centers, survey only**

<b>Infants (0 – 1)</b>																
<b>MONTHLY</b>					<b>WEEKLY</b>				<b>DAILY</b>				<b>HOURLY</b>			
<i>Family</i>																
	<b>Mean</b>	<b>50<sup>th</sup></b>	<b>60<sup>th</sup></b>	<b>75<sup>th</sup></b>	<b>Mean</b>	<b>50<sup>th</sup></b>	<b>60<sup>th</sup></b>	<b>75<sup>th</sup></b>	<b>Mean</b>	<b>50<sup>th</sup></b>	<b>60<sup>th</sup></b>	<b>75<sup>th</sup></b>	<b>Mean</b>	<b>50<sup>th</sup></b>	<b>60<sup>th</sup></b>	<b>75<sup>th</sup></b>
	<b>600.00</b>	<b>600.00</b>	<b>600.00</b>	<b>600.00</b>	.	.	.	.	<b>31.67</b>	<b>32.50</b>	<b>35.00</b>	<b>35.00</b>	<b>3.50</b>	<b>3.50</b>	<b>3.50</b>	<b>3.50</b>
c.i. lower	.	.	.	.	.	.	.	.	27.70	27.00	28.00	30.00	.	.	.	.
c.i. upper	.	.	.	.	.	.	.	.	35.63	35.00	35.00	35.00	.	.	.	.
n	1				0				6				1			
<i>Group</i>																
	<b>728.61</b>	<b>700.00</b>	<b>700.00</b>	<b>866.66</b>	<b>161.67</b>	<b>175.00</b>	<b>175.00</b>	<b>200.00</b>	<b>32.50</b>	<b>34.50</b>	<b>35.00</b>	<b>35.00</b>	<b>6.08</b>	<b>6.08</b>	<b>6.66</b>	<b>6.66</b>
c.i. lower	603.65	600.00	625.00	700.00	46.26	110.00	6.66	110.00	28.99	25.00	28.00	34.00	-1.29	5.50	5.50	5.50
c.i. upper	853.57	880.00	880.00	880.00	277.07	200.00	200.00	200.00	36.01	35.00	40.00	40.00	13.45	6.66	6.66	6.66
n	6				3				10				2			
<i>Center</i>																
	<b>741.67</b>	<b>750.00</b>	<b>750.00</b>	<b>750.00</b>	.	.	.	.	<b>40.33</b>	<b>40.00</b>	<b>40.00</b>	<b>48.00</b>	.	.	.	.
c.i. lower	705.81	725.00	725.00	725.00	.	.	.	.	21.69	33.00	33.00	33.00	.	.	.	.
c.i. upper	777.52	750.00	750.00	750.00	.	.	.	.	58.98	48.00	48.00	48.00	.	.	.	.
n	3				0				3				0			
<b>Toddler (1 to 3 years old)</b>																
<b>MONTHLY</b>					<b>WEEKLY</b>				<b>DAILY</b>				<b>HOURLY</b>			
<i>Family</i>																
	<b>Mean</b>	<b>50<sup>th</sup></b>	<b>60<sup>th</sup></b>	<b>75<sup>th</sup></b>	<b>Mean</b>	<b>50<sup>th</sup></b>	<b>60<sup>th</sup></b>	<b>75<sup>th</sup></b>	<b>Mean</b>	<b>50<sup>th</sup></b>	<b>60<sup>th</sup></b>	<b>75<sup>th</sup></b>	<b>Mean</b>	<b>50<sup>th</sup></b>	<b>60<sup>th</sup></b>	<b>75<sup>th</sup></b>
	<b>600.00</b>	<b>600.00</b>	<b>600.00</b>	<b>600.00</b>	.	.	.	.	<b>32.60</b>	<b>35.00</b>	<b>35.00</b>	<b>35.00</b>	<b>3.50</b>	<b>3.50</b>	<b>3.50</b>	<b>3.50</b>
c.i. lower	.	.	.	.	.	.	.	.	28.43	28.00	28.00	35.00	.	.	.	.
c.i. upper	.	.	.	.	.	.	.	.	36.77	35.00	35.00	35.00	.	.	.	.
n	1				0				5				1			
<i>Group</i>																
	<b>728.61</b>	<b>700.00</b>	<b>700.00</b>	<b>866.66</b>	<b>161.67</b>	<b>175.00</b>	<b>175.00</b>	<b>200.00</b>	<b>32.50</b>	<b>34.50</b>	<b>35.00</b>	<b>35.00</b>	<b>5.72</b>	<b>5.50</b>	<b>5.50</b>	<b>6.66</b>
c.i. lower	603.65	600.00	625.00	700.00	46.26	110.00	6.66	110.00	28.99	25.00	28.00	34.00	3.60	5.00	5.00	5.00
c.i. upper	853.57	880.00	880.00	880.00	277.07	200.00	200.00	200.00	36.01	35.00	40.00	40.00	7.84	6.66	6.66	6.66
n	6				3				10				3			
<i>Center</i>																
	<b>706.25</b>	<b>737.50</b>	<b>750.00</b>	<b>750.00</b>	.	.	.	.	<b>40.33</b>	<b>40.00</b>	<b>40.00</b>	<b>48.00</b>	.	.	.	.
c.i. lower	591.99	600.00	600.00	725.00	.	.	.	.	21.69	33.00	33.00	33.00	.	.	.	.
c.i. upper	820.51	750.00	750.00	750.00	.	.	.	.	58.98	48.00	48.00	48.00	.	.	.	.
n	4				0				3				0			

**Table C1.3: Child care market rates for region 3, family and group homes and centers, survey only (continued)**

<b>Preschool (3 to 6 years old)</b>																
<b>MONTHLY</b>					<b>WEEKLY</b>				<b>DAILY</b>				<b>HOURLY</b>			
<i>Family</i>																
	<b>Mean</b>	<b>50<sup>th</sup></b>	<b>60<sup>th</sup></b>	<b>75<sup>th</sup></b>	<b>Mean</b>	<b>50<sup>th</sup></b>	<b>60<sup>th</sup></b>	<b>75<sup>th</sup></b>	<b>Mean</b>	<b>50<sup>th</sup></b>	<b>60<sup>th</sup></b>	<b>75<sup>th</sup></b>	<b>Mean</b>	<b>50<sup>th</sup></b>	<b>60<sup>th</sup></b>	<b>75<sup>th</sup></b>
	<b>600.00</b>	<b>600.00</b>	<b>600.00</b>	<b>600.00</b>	.	.	.	.	<b>30.24</b>	<b>32.50</b>	<b>35.00</b>	<b>35.00</b>	<b>3.50</b>	<b>3.50</b>	<b>3.50</b>	<b>3.50</b>
c.i. lower	.	.	.	.	.	.	.	.	23.41	18.45	28.00	30.00	.	.	.	.
c.i. upper	.	.	.	.	.	.	.	.	37.08	35.00	35.00	35.00	.	.	.	.
n	1				0				6				1			
<i>Group</i>																
	<b>703.61</b>	<b>655.00</b>	<b>660.00</b>	<b>850.00</b>	<b>158.33</b>	<b>165.00</b>	<b>165.00</b>	<b>200.00</b>	<b>31.30</b>	<b>31.00</b>	<b>32.50</b>	<b>35.00</b>	<b>5.72</b>	<b>5.50</b>	<b>5.50</b>	<b>6.66</b>
c.i. lower	574.80	595.00	600.00	650.00	45.63	110.00	6.66	110.00	27.93	25.00	28.00	30.00	3.60	5.00	5.00	5.00
c.i. upper	832.42	866.66	866.66	866.66	271.04	200.00	200.00	200.00	34.67	35.00	40.00	40.00	7.84	6.66	6.66	6.66
n	6				3				10				3			
<i>Center</i>																
	<b>665.00</b>	<b>700.00</b>	<b>700.00</b>	<b>700.00</b>	.	.	.	.	<b>36.67</b>	<b>35.00</b>	<b>35.00</b>	<b>45.00</b>	.	.	.	.
c.i. lower	604.49	600.00	600.00	700.00	.	.	.	.	17.69	30.00	30.00	30.00	.	.	.	.
c.i. upper	725.51	700.00	700.00	700.00	.	.	.	.	55.64	45.00	45.00	45.00	.	.	.	.
n	5				0				3				0			
<b>School (6 years old or older)</b>																
<b>MONTHLY</b>					<b>WEEKLY</b>				<b>DAILY</b>				<b>HOURLY</b>			
<i>Family</i>																
	<b>Mean</b>	<b>50<sup>th</sup></b>	<b>60<sup>th</sup></b>	<b>75<sup>th</sup></b>	<b>Mean</b>	<b>50<sup>th</sup></b>	<b>60<sup>th</sup></b>	<b>75<sup>th</sup></b>	<b>Mean</b>	<b>50<sup>th</sup></b>	<b>60<sup>th</sup></b>	<b>75<sup>th</sup></b>	<b>Mean</b>	<b>50<sup>th</sup></b>	<b>60<sup>th</sup></b>	<b>75<sup>th</sup></b>
	.	.	.	.	.	.	.	.	27.85	30.00	30.00	30.00	3.50	3.50	3.50	3.50
c.i. lower	.	.	.	.	.	.	.	.	19.18	16.25	16.25	30.00	.	.	.	.
c.i. upper	.	.	.	.	.	.	.	.	36.52	35.00	35.00	35.00	.	.	.	.
n	0				0				5				1			
<i>Group</i>																
	<b>631.11</b>	<b>600.00</b>	<b>600.00</b>	<b>800.00</b>	<b>143.33</b>	<b>150.00</b>	<b>150.00</b>	<b>200.00</b>	<b>27.55</b>	<b>27.50</b>	<b>30.00</b>	<b>33.00</b>	<b>5.72</b>	<b>5.50</b>	<b>5.50</b>	<b>6.66</b>
c.i. lower	431.47	325.00	595.00	600.00	-6.40	80.00	6.66	80.00	22.19	20.00	22.50	25.00	3.60	5.00	5.00	5.00
c.i. upper	830.75	866.66	866.66	866.66	293.07	200.00	200.00	200.00	32.91	35.00	40.00	40.00	7.84	6.66	6.66	6.66
n	6				3				10				3			
<i>Center</i>																
	<b>525.00</b>	<b>525.00</b>	<b>525.00</b>	<b>525.00</b>	.	.	.	.	<b>30.00</b>	<b>35.00</b>	<b>35.00</b>	<b>43.00</b>	.	.	.	.
c.i. lower	.	.	.	.	.	.	.	.	-9.98	12.00	12.00	12.00	.	.	.	.
c.i. upper	.	.	.	.	.	.	.	.	69.98	43.00	43.00	43.00	.	.	.	.
n	1				0				3				0			

**Table C1.4: Child care market rates for region 4, family and group homes and centers, survey only**

<b>Infants (0 – 1)</b>																
<b>MONTHLY</b>					<b>WEEKLY</b>				<b>DAILY</b>				<b>HOURLY</b>			
<i>Family</i>																
	<b>Mean</b>	<b>50<sup>th</sup></b>	<b>60<sup>th</sup></b>	<b>75<sup>th</sup></b>	<b>Mean</b>	<b>50<sup>th</sup></b>	<b>60<sup>th</sup></b>	<b>75<sup>th</sup></b>	<b>Mean</b>	<b>50<sup>th</sup></b>	<b>60<sup>th</sup></b>	<b>75<sup>th</sup></b>	<b>Mean</b>	<b>50<sup>th</sup></b>	<b>60<sup>th</sup></b>	<b>75<sup>th</sup></b>
	<b>766.25</b>	<b>770.00</b>	<b>820.00</b>	<b>860.00</b>	<b>225.00</b>	<b>225.00</b>	<b>225.00</b>	<b>225.00</b>	<b>41.60</b>	<b>45.00</b>	<b>46.00</b>	<b>47.00</b>	.	.	.	.
c.i. lower	576.04	625.00	625.00	720.00	.	.	.	.	31.26	30.00	30.00	45.00	.	.	.	.
c.i. upper	956.46	900.00	900.00	900.00	.	.	.	.	51.94	50.00	50.00	50.00	.	.	.	.
n	4				1				5				0			
<i>Group</i>																
	<b>956.54</b>	<b>880.00</b>	<b>900.00</b>	<b>950.00</b>	<b>216.67</b>	<b>220.00</b>	<b>220.00</b>	<b>255.00</b>	<b>53.00</b>	<b>45.00</b>	<b>50.00</b>	<b>65.00</b>	<b>6.50</b>	<b>5.00</b>	<b>5.50</b>	<b>6.00</b>
c.i. lower	747.17	735.00	805.00	880.00	117.04	175.00	6.00	175.00	39.23	35.00	44.00	45.00	2.72	4.63	4.63	5.00
c.i. upper	1165.90	1020.00	1430.00	1900.00	316.29	255.00	255.00	255.00	66.76	85.00	94.96	94.96	10.28	11.87	11.87	11.87
n	13				3				11				5			
<i>Center</i>																
	<b>1248.53</b>	<b>1169.00</b>	<b>1200.00</b>	<b>1482.50</b>	<b>268.10</b>	<b>244.00</b>	<b>262.00</b>	<b>280.00</b>	<b>54.95</b>	<b>55.00</b>	<b>55.00</b>	<b>60.45</b>	<b>6.00</b>	<b>6.50</b>	<b>6.50</b>	<b>6.50</b>
c.i. lower	1094.86	990.00	1000.00	1191.67	191.52	210.00	6.50	244.00	47.04	45.00	45.00	47.00	3.85	5.00	5.00	5.00
c.i. upper	1402.19	1430.00	1535.00	1860.00	344.68	369.00	369.00	369.00	62.86	75.00	75.00	75.00	8.15	6.50	6.50	6.50
n	24				5				11				3			
<b>Toddler (1 to 3 years old)</b>																
<b>MONTHLY</b>					<b>WEEKLY</b>				<b>DAILY</b>				<b>HOURLY</b>			
<i>Family</i>																
	<b>Mean</b>	<b>50<sup>th</sup></b>	<b>60<sup>th</sup></b>	<b>75<sup>th</sup></b>	<b>Mean</b>	<b>50<sup>th</sup></b>	<b>60<sup>th</sup></b>	<b>75<sup>th</sup></b>	<b>Mean</b>	<b>50<sup>th</sup></b>	<b>60<sup>th</sup></b>	<b>75<sup>th</sup></b>	<b>Mean</b>	<b>50<sup>th</sup></b>	<b>60<sup>th</sup></b>	<b>75<sup>th</sup></b>
	<b>778.00</b>	<b>820.00</b>	<b>822.50</b>	<b>825.00</b>	<b>225.00</b>	<b>225.00</b>	<b>225.00</b>	<b>225.00</b>	<b>35.89</b>	<b>36.00</b>	<b>42.00</b>	<b>45.00</b>	<b>3.00</b>	<b>3.00</b>	<b>3.00</b>	<b>3.00</b>
c.i. lower	645.38	625.00	625.00	820.00	.	.	.	.	26.34	22.00	26.25	30.00	.	.	.	.
c.i. upper	910.62	900.00	900.00	900.00	.	.	.	.	45.44	50.00	50.00	50.00	.	.	.	.
n	5				1				7				1			
<i>Group</i>																
	<b>885.50</b>	<b>850.00</b>	<b>892.50</b>	<b>900.00</b>	<b>159.75</b>	<b>197.50</b>	<b>220.00</b>	<b>232.00</b>	<b>45.23</b>	<b>45.00</b>	<b>45.00</b>	<b>50.00</b>	<b>5.83</b>	<b>5.00</b>	<b>5.38</b>	<b>5.75</b>
c.i. lower	782.42	770.00	805.00	880.00	-15.72	0.00	5.75	175.00	33.27	35.00	38.00	45.00	3.73	4.63	4.63	5.00
c.i. upper	988.58	900.00	976.00	1400.00	335.22	244.00	244.00	244.00	57.19	65.00	70.00	80.00	7.92	8.75	8.75	8.75
n	17				4				13				5			
<i>Center</i>																
	<b>1205.92</b>	<b>1179.00</b>	<b>1200.00</b>	<b>1310.00</b>	<b>264.30</b>	<b>237.50</b>	<b>258.75</b>	<b>280.00</b>	<b>53.25</b>	<b>50.00</b>	<b>55.00</b>	<b>59.48</b>	<b>6.00</b>	<b>6.25</b>	<b>6.50</b>	<b>6.50</b>
c.i. lower	1077.33	990.00	1055.00	1200.00	184.75	210.00	6.50	237.50	45.48	43.00	45.00	45.00	4.87	5.00	5.00	6.00
c.i. upper	1334.51	1285.00	1535.00	1630.00	343.85	369.00	369.00	369.00	61.01	60.00	75.00	75.00	7.13	6.50	6.50	6.50
n	29				5				12				4			



**Table C1.4: Child care market rates for region 4, family and group homes and centers, survey only (continued)**

<b>Preschool (3 to 6 years old)</b>																
<b>MONTHLY</b>					<b>WEEKLY</b>				<b>DAILY</b>				<b>HOURLY</b>			
<i>Family</i>																
	<b>Mean</b>	<b>50<sup>th</sup></b>	<b>60<sup>th</sup></b>	<b>75<sup>th</sup></b>	<b>Mean</b>	<b>50<sup>th</sup></b>	<b>60<sup>th</sup></b>	<b>75<sup>th</sup></b>	<b>Mean</b>	<b>50<sup>th</sup></b>	<b>60<sup>th</sup></b>	<b>75<sup>th</sup></b>	<b>Mean</b>	<b>50<sup>th</sup></b>	<b>60<sup>th</sup></b>	<b>75<sup>th</sup></b>
	<b>759.33</b>	<b>788.00</b>	<b>800.00</b>	<b>825.00</b>	<b>200.00</b>	<b>200.00</b>	<b>200.00</b>	<b>200.00</b>	<b>34.86</b>	<b>34.00</b>	<b>40.00</b>	<b>42.00</b>	<b>3.00</b>	<b>3.00</b>	<b>3.00</b>	<b>3.00</b>
c.i. lower	666.88	625.00	680.00	776.00	.	.	.	.	25.80	22.00	26.00	30.00	.	.	.	.
c.i. upper	851.78	850.00	850.00	850.00	.	.	.	.	43.91	50.00	50.00	50.00	.	.	.	.
n	6				1				7				1			
<i>Group</i>																
	<b>889.16</b>	<b>802.50</b>	<b>855.00</b>	<b>941.00</b>	<b>157.00</b>	<b>197.50</b>	<b>220.00</b>	<b>226.50</b>	<b>43.76</b>	<b>40.00</b>	<b>44.00</b>	<b>53.00</b>	<b>6.10</b>	<b>5.50</b>	<b>6.20</b>	<b>8.75</b>
c.i. lower	782.99	770.00	800.00	840.00	-14.18	0.00	8.75	175.00	34.00	35.00	35.00	40.00	4.31	3.89	4.63	5.00
c.i. upper	995.33	932.00	1080.00	1400.00	328.18	233.00	233.00	233.00	53.52	60.00	70.00	75.00	7.90	8.75	8.75	8.75
n	20				4				16				7			
<i>Center</i>																
	<b>1064.44</b>	<b>1100.00</b>	<b>1130.00</b>	<b>1237.50</b>	<b>237.08</b>	<b>224.00</b>	<b>248.00</b>	<b>284.00</b>	<b>50.28</b>	<b>45.00</b>	<b>53.95</b>	<b>60.00</b>	<b>5.63</b>	<b>5.75</b>	<b>6.00</b>	<b>6.25</b>
c.i. lower	967.59	900.00	995.00	1130.00	185.94	187.50	6.25	200.00	44.33	40.00	40.00	45.00	4.27	4.50	4.50	5.50
c.i. upper	1161.28	1198.00	1240.00	1297.00	288.22	303.00	303.00	303.00	56.23	62.00	62.00	67.00	6.98	6.50	6.50	6.50
n	32				6				14				4			
<b>School (6 years old or older)</b>																
<b>MONTHLY</b>					<b>WEEKLY</b>				<b>DAILY</b>				<b>HOURLY</b>			
<i>Family</i>																
	<b>Mean</b>	<b>50<sup>th</sup></b>	<b>60<sup>th</sup></b>	<b>75<sup>th</sup></b>	<b>Mean</b>	<b>50<sup>th</sup></b>	<b>60<sup>th</sup></b>	<b>75<sup>th</sup></b>	<b>Mean</b>	<b>50<sup>th</sup></b>	<b>60<sup>th</sup></b>	<b>75<sup>th</sup></b>	<b>Mean</b>	<b>50<sup>th</sup></b>	<b>60<sup>th</sup></b>	<b>75<sup>th</sup></b>
	.	.	.	.	<b>200.00</b>	<b>200.00</b>	<b>200.00</b>	<b>200.00</b>	<b>38.33</b>	<b>40.00</b>	<b>40.00</b>	<b>50.00</b>	.	.	.	.
c.i. lower	.	.	.	.	.	.	.	.	7.08	25.00	25.00	25.00	.	.	.	.
c.i. upper	.	.	.	.	.	.	.	.	69.59	50.00	50.00	50.00	.	.	.	.
n	0				1				3				0			
<i>Group</i>																
	<b>797.62</b>	<b>765.60</b>	<b>790.60</b>	<b>880.00</b>	<b>220.00</b>	<b>220.00</b>	<b>220.00</b>	<b>220.00</b>	<b>45.20</b>	<b>42.00</b>	<b>44.00</b>	<b>45.00</b>	<b>7.43</b>	<b>7.48</b>	<b>8.75</b>	<b>10.00</b>
c.i. lower	612.44	540.00	700.00	750.00	.	.	.	.	31.83	35.00	37.20	40.00	4.85	4.63	5.00	6.20
c.i. upper	982.80	950.00	1400.00	1400.00	.	.	.	.	58.57	70.00	70.00	70.00	10.01	10.00	10.00	10.00
n	10				1				6				6			
<i>Center</i>																
	<b>977.42</b>	<b>1017.50</b>	<b>1240.00</b>	<b>1296.50</b>	<b>226.88</b>	<b>231.25</b>	<b>275.00</b>	<b>312.50</b>	<b>33.80</b>	<b>40.00</b>	<b>42.50</b>	<b>45.00</b>	<b>6.00</b>	<b>6.00</b>	<b>6.00</b>	<b>6.50</b>
c.i. lower	755.30	750.00	750.00	975.00	51.56	95.00	6.50	187.50	16.12	12.00	12.00	40.00	4.76	5.50	5.50	5.50
c.i. upper	1199.53	1297.00	1297.00	1345.00	402.19	350.00	350.00	350.00	51.48	45.00	45.00	45.00	7.24	6.50	6.50	6.00
n	12				4				5				3			

**Table C1.5: Child care market rates for region 5, family and group homes and centers, survey only**

<b>Infants (0 – 1)</b>																
<b>MONTHLY</b>					<b>WEEKLY</b>				<b>DAILY</b>				<b>HOURLY</b>			
<i>Family</i>																
	<b>Mean</b>	<b>50<sup>th</sup></b>	<b>60<sup>th</sup></b>	<b>75<sup>th</sup></b>	<b>Mean</b>	<b>50<sup>th</sup></b>	<b>60<sup>th</sup></b>	<b>75<sup>th</sup></b>	<b>Mean</b>	<b>50<sup>th</sup></b>	<b>60<sup>th</sup></b>	<b>75<sup>th</sup></b>	<b>Mean</b>	<b>50<sup>th</sup></b>	<b>60<sup>th</sup></b>	<b>75<sup>th</sup></b>
	<b>697.50</b>	<b>735.00</b>	<b>770.00</b>	<b>785.00</b>	<b>130.00</b>	<b>130.00</b>	<b>130.00</b>	<b>130.00</b>	<b>34.20</b>	<b>35.00</b>	<b>35.00</b>	<b>35.00</b>	<b>4.83</b>	<b>5.00</b>	<b>5.00</b>	<b>6.50</b>
c.i. lower	497.75	520.00	520.00	700.00	.	.	.	.	27.91	26.00	26.00	35.00	0.47	3.00	3.00	3.00
c.i. upper	897.25	800.00	800.00	800.00	.	.	.	.	40.49	40.00	40.00	40.00	9.20	6.50	6.50	6.50
n	4				1				5				3			
<i>Group</i>																
	<b>723.00</b>	<b>715.00</b>	<b>742.50</b>	<b>770.00</b>	<b>172.50</b>	<b>172.50</b>	<b>180.00</b>	<b>180.00</b>	<b>31.74</b>	<b>32.50</b>	<b>34.00</b>	<b>36.35</b>	<b>4.67</b>	<b>4.67</b>	<b>6.00</b>	<b>6.00</b>
c.i. lower	641.15	630.00	630.00	715.00	77.20	165.00	6.00	165.00	27.41	27.00	28.00	32.00	-12.30	3.33	3.33	3.33
c.i. upper	804.85	800.00	800.00	800.00	267.80	180.00	180.00	180.00	36.06	38.00	40.00	40.00	21.63	6.00	6.00	6.00
n	5				2				10				2			
<i>Center</i>																
	<b>951.40</b>	<b>975.00</b>	<b>982.50</b>	<b>990.00</b>	<b>230.00</b>	<b>225.00</b>	<b>225.00</b>	<b>235.00</b>	<b>46.76</b>	<b>45.00</b>	<b>45.00</b>	<b>50.00</b>	<b>6.87</b>	<b>6.50</b>	<b>6.50</b>	<b>10.00</b>
c.i. lower	809.58	792.00	792.00	975.00	214.09	225.00	10.00	225.00	43.45	42.90	45.00	45.00	-0.50	4.10	4.10	4.10
c.i. upper	1093.22	1100.00	1100.00	1100.00	245.91	245.00	245.00	245.00	50.08	50.00	55.00	58.00	14.24	10.00	10.00	10.00
n	5				4				13				3			
<b>Toddler (1 to 3 years old)</b>																
<b>MONTHLY</b>					<b>WEEKLY</b>				<b>DAILY</b>				<b>HOURLY</b>			
<i>Family</i>																
	<b>Mean</b>	<b>50<sup>th</sup></b>	<b>60<sup>th</sup></b>	<b>75<sup>th</sup></b>	<b>Mean</b>	<b>50<sup>th</sup></b>	<b>60<sup>th</sup></b>	<b>75<sup>th</sup></b>	<b>Mean</b>	<b>50<sup>th</sup></b>	<b>60<sup>th</sup></b>	<b>75<sup>th</sup></b>	<b>Mean</b>	<b>50<sup>th</sup></b>	<b>60<sup>th</sup></b>	<b>75<sup>th</sup></b>
	<b>672.50</b>	<b>700.00</b>	<b>700.00</b>	<b>735.00</b>	<b>130.00</b>	<b>130.00</b>	<b>130.00</b>	<b>130.00</b>	<b>32.88</b>	<b>35.00</b>	<b>35.00</b>	<b>35.00</b>	<b>4.67</b>	<b>5.00</b>	<b>5.00</b>	<b>6.50</b>
c.i. lower	502.42	520.00	520.00	700.00	.	.	.	.	27.02	26.00	26.25	35.00	-0.35	2.50	2.50	2.50
c.i. upper	842.58	770.00	770.00	770.00	.	.	.	.	38.73	40.00	40.00	40.00	9.69	6.50	6.50	6.50
n	4				1				6				3			
<i>Group</i>																
	<b>723.00</b>	<b>715.00</b>	<b>742.50</b>	<b>770.00</b>	<b>172.50</b>	<b>172.50</b>	<b>180.00</b>	<b>180.00</b>	<b>31.24</b>	<b>32.50</b>	<b>34.00</b>	<b>35.00</b>	<b>4.67</b>	<b>4.67</b>	<b>6.00</b>	<b>6.00</b>
c.i. lower	641.15	630.00	630.00	715.00	77.20	165.00	6.00	165.00	27.32	27.00	28.00	32.00	-12.30	3.33	3.33	3.33
c.i. upper	804.85	800.00	800.00	800.00	267.80	180.00	180.00	180.00	35.15	36.35	38.00	38.00	21.63	6.00	6.00	6.00
n	5				2				10				2			
<i>Center</i>																
	<b>927.10</b>	<b>925.00</b>	<b>957.50</b>	<b>990.00</b>	<b>227.00</b>	<b>225.00</b>	<b>225.00</b>	<b>235.00</b>	<b>46.25</b>	<b>45.00</b>	<b>45.00</b>	<b>50.00</b>	<b>6.10</b>	<b>5.25</b>	<b>6.50</b>	<b>8.25</b>
c.i. lower	754.52	720.50	720.50	925.00	205.89	213.00	8.25	225.00	42.70	40.00	44.00	45.00	1.53	3.88	3.88	4.00
c.i. upper	1099.68	1100.00	1100.00	1100.00	248.11	245.00	245.00	245.00	49.79	50.00	55.00	58.00	10.66	10.00	10.00	10.00
n	5				4				13				4			

**Table C1:5: Child care market rates for region 5, family and group homes and centers, survey only (continued)**

<b>Preschool (3 to 6 years old)</b>																
<b>MONTHLY</b>					<b>WEEKLY</b>				<b>DAILY</b>				<b>HOURLY</b>			
<i>Family</i>																
	<b>Mean</b>	<b>50<sup>th</sup></b>	<b>60<sup>th</sup></b>	<b>75<sup>th</sup></b>	<b>Mean</b>	<b>50<sup>th</sup></b>	<b>60<sup>th</sup></b>	<b>75<sup>th</sup></b>	<b>Mean</b>	<b>50<sup>th</sup></b>	<b>60<sup>th</sup></b>	<b>75<sup>th</sup></b>	<b>Mean</b>	<b>50<sup>th</sup></b>	<b>60<sup>th</sup></b>	<b>75<sup>th</sup></b>
	<b>622.50</b>	<b>620.00</b>	<b>640.00</b>	<b>705.00</b>	<b>120.00</b>	<b>120.00</b>	<b>120.00</b>	<b>120.00</b>	<b>32.60</b>	<b>35.00</b>	<b>35.00</b>	<b>35.00</b>	<b>4.42</b>	<b>5.00</b>	<b>5.00</b>	<b>5.75</b>
c.i. lower	432.27	480.00	480.00	600.00	.	.	.	.	27.74	26.00	26.00	35.00	0.19	2.50	2.50	2.50
c.i. upper	812.73	770.00	770.00	770.00	.	.	.	.	37.46	35.00	35.00	35.00	8.64	5.75	5.75	5.75
n	4				1				5				3			
<i>Group</i>																
	<b>703.80</b>	<b>715.00</b>	<b>742.50</b>	<b>770.00</b>	<b>172.50</b>	<b>172.50</b>	<b>180.00</b>	<b>180.00</b>	<b>30.04</b>	<b>29.50</b>	<b>31.00</b>	<b>35.00</b>	<b>4.67</b>	<b>4.67</b>	<b>6.00</b>	<b>6.00</b>
c.i. lower	597.77	604.00	604.00	715.00	77.20	165.00	6.00	165.00	26.06	24.00	28.00	29.00	-12.30	3.33	3.33	3.33
c.i. upper	809.83	800.00	800.00	800.00	267.80	180.00	180.00	180.00	34.01	36.35	38.00	38.00	21.63	6.00	6.00	6.00
n	5				2				10				2			
<i>Center</i>																
	<b>829.38</b>	<b>855.00</b>	<b>880.00</b>	<b>880.00</b>	<b>207.67</b>	<b>203.00</b>	<b>203.00</b>	<b>220.00</b>	<b>40.27</b>	<b>40.00</b>	<b>40.65</b>	<b>45.00</b>	<b>5.36</b>	<b>4.88</b>	<b>5.75</b>	<b>6.88</b>
c.i. lower	703.94	629.25	775.00	830.00	180.87	200.00	6.88	200.00	36.43	35.00	35.00	40.00	2.22	3.70	3.70	4.00
c.i. upper	954.81	982.00	982.00	982.00	234.46	220.00	220.00	220.00	44.10	48.00	48.00	50.00	8.51	8.00	8.00	8.00
n	6				3				14				4			
<b>School (6 years old or older)</b>																
<b>MONTHLY</b>					<b>WEEKLY</b>				<b>DAILY</b>				<b>HOURLY</b>			
<i>Family</i>																
	<b>Mean</b>	<b>50<sup>th</sup></b>	<b>60<sup>th</sup></b>	<b>75<sup>th</sup></b>	<b>Mean</b>	<b>50<sup>th</sup></b>	<b>60<sup>th</sup></b>	<b>75<sup>th</sup></b>	<b>Mean</b>	<b>50<sup>th</sup></b>	<b>60<sup>th</sup></b>	<b>75<sup>th</sup></b>	<b>Mean</b>	<b>50<sup>th</sup></b>	<b>60<sup>th</sup></b>	<b>75<sup>th</sup></b>
	<b>583.33</b>	<b>500.00</b>	<b>500.00</b>	<b>770.00</b>	<b>120.00</b>	<b>120.00</b>	<b>120.00</b>	<b>120.00</b>	<b>28.30</b>	<b>30.00</b>	<b>30.00</b>	<b>30.00</b>	<b>3.75</b>	<b>3.75</b>	<b>5.00</b>	<b>5.00</b>
c.i. lower	180.98	480.00	480.00	480.00	.	.	.	.	22.01	22.50	22.50	30.00	-12.13	2.50	2.50	2.50
c.i. upper	985.68	770.00	770.00	770.00	.	.	.	.	34.59	35.00	35.00	35.00	19.63	5.00	5.00	5.00
n	3				1				5				2			
<i>Group</i>																
	<b>649.80</b>	<b>630.00</b>	<b>672.50</b>	<b>715.00</b>	<b>172.50</b>	<b>172.50</b>	<b>180.00</b>	<b>180.00</b>	<b>28.29</b>	<b>29.50</b>	<b>30.00</b>	<b>35.68</b>	<b>4.44</b>	<b>4.00</b>	<b>4.00</b>	<b>6.00</b>
c.i. lower	508.58	500.00	500.00	630.00	77.20	165.00	6.00	165.00	20.48	20.00	20.00	29.00	0.99	3.33	3.33	3.33
c.i. upper	791.02	800.00	800.00	800.00	267.80	180.00	180.00	180.00	36.10	38.00	38.00	38.00	7.89	6.00	6.00	6.00
n	5				2				8				3			
<i>Center</i>																
	<b>667.17</b>	<b>775.00</b>	<b>775.00</b>	<b>880.00</b>	<b>198.00</b>	<b>200.00</b>	<b>200.00</b>	<b>215.00</b>	<b>38.72</b>	<b>40.00</b>	<b>43.00</b>	<b>48.00</b>	<b>5.25</b>	<b>4.88</b>	<b>5.75</b>	<b>6.88</b>
c.i. lower	-34.91	346.50	346.50	346.50	153.08	179.00	6.88	179.00	32.23	30.00	34.10	35.80	1.89	3.25	3.25	4.00
c.i. upper	1369.24	880.00	880.00	880.00	242.92	215.00	215.00	215.00	45.21	50.00	50.00	50.00	8.61	8.00	8.00	8.00
n	3				3				11				4			

**Table C1.6: Child care market rates for region 6, family and group homes and centers, survey only**

<b>Infants (0 – 1)</b>																
<b>MONTHLY</b>					<b>WEEKLY</b>				<b>DAILY</b>				<b>HOURLY</b>			
<i>Family</i>																
	<b>Mean</b>	<b>50<sup>th</sup></b>	<b>60<sup>th</sup></b>	<b>75<sup>th</sup></b>	<b>Mean</b>	<b>50<sup>th</sup></b>	<b>60<sup>th</sup></b>	<b>75<sup>th</sup></b>	<b>Mean</b>	<b>50<sup>th</sup></b>	<b>60<sup>th</sup></b>	<b>75<sup>th</sup></b>	<b>Mean</b>	<b>50<sup>th</sup></b>	<b>60<sup>th</sup></b>	<b>75<sup>th</sup></b>
	<b>610.00</b>	<b>610.00</b>	<b>720.00</b>	<b>720.00</b>	<b>175.00</b>	<b>175.00</b>	<b>175.00</b>	<b>175.00</b>	<b>36.20</b>	<b>35.00</b>	<b>35.50</b>	<b>36.00</b>	<b>4.73</b>	<b>4.73</b>	<b>5.45</b>	<b>5.45</b>
c.i. lower	-787.68	500.00	500.00	500.00	.	.	.	.	33.51	35.00	35.00	35.00	-4.49	4.00	4.00	4.00
c.i. upper	2007.68	720.00	720.00	720.00	.	.	.	.	38.89	40.00	40.00	40.00	13.94	5.45	5.45	5.45
n	2				1				5				2			
<i>Group</i>																
	<b>662.50</b>	<b>650.00</b>	<b>700.00</b>	<b>735.00</b>	<b>180.00</b>	<b>190.00</b>	<b>190.00</b>	<b>200.00</b>	<b>34.03</b>	<b>35.00</b>	<b>35.00</b>	<b>35.00</b>	<b>6.25</b>	<b>6.00</b>	<b>7.00</b>	<b>7.50</b>
c.i. lower	521.14	580.00	580.00	600.00	114.28	150.00	7.50	150.00	31.95	30.00	35.00	35.00	3.86	5.00	5.00	5.00
c.i. upper	803.86	770.00	770.00	770.00	245.72	200.00	200.00	200.00	36.12	35.00	40.00	40.00	8.64	8.00	8.00	8.00
n	4				3				15				4			
<i>Center</i>																
	<b>782.00</b>	<b>782.00</b>	<b>840.00</b>	<b>840.00</b>	<b>225.00</b>	<b>225.00</b>	<b>225.00</b>	<b>225.00</b>	<b>38.25</b>	<b>41.00</b>	<b>42.00</b>	<b>43.50</b>	<b>6.25</b>	<b>6.25</b>	<b>7.00</b>	<b>7.00</b>
c.i. lower	45.04	724.00	724.00	724.00	.	.	.	.	24.85	26.00	26.00	40.00	-3.28	5.50	5.50	5.50
c.i. upper	1518.96	840.00	840.00	840.00	.	.	.	.	51.65	45.00	45.00	45.00	15.78	7.00	7.00	7.00
n	2				1				4				2			
<b>Toddler (1 to 3 years old)</b>																
<b>MONTHLY</b>					<b>WEEKLY</b>				<b>DAILY</b>				<b>HOURLY</b>			
<i>Family</i>																
	<b>Mean</b>	<b>50<sup>th</sup></b>	<b>60<sup>th</sup></b>	<b>75<sup>th</sup></b>	<b>Mean</b>	<b>50<sup>th</sup></b>	<b>60<sup>th</sup></b>	<b>75<sup>th</sup></b>	<b>Mean</b>	<b>50<sup>th</sup></b>	<b>60<sup>th</sup></b>	<b>75<sup>th</sup></b>	<b>Mean</b>	<b>50<sup>th</sup></b>	<b>60<sup>th</sup></b>	<b>75<sup>th</sup></b>
	<b>610.00</b>	<b>610.00</b>	<b>720.00</b>	<b>720.00</b>	<b>175.00</b>	<b>175.00</b>	<b>175.00</b>	<b>175.00</b>	<b>36.20</b>	<b>35.00</b>	<b>35.50</b>	<b>36.00</b>	<b>4.73</b>	<b>4.73</b>	<b>5.45</b>	<b>5.45</b>
c.i. lower	-787.68	500.00	500.00	500.00	.	.	.	.	33.51	35.00	35.00	35.00	-4.49	4.00	4.00	4.00
c.i. upper	2007.68	720.00	720.00	720.00	.	.	.	.	38.89	40.00	40.00	40.00	13.94	5.45	5.45	5.45
n	2				1				5				2			
<i>Group</i>																
	<b>662.50</b>	<b>650.00</b>	<b>700.00</b>	<b>735.00</b>	<b>180.00</b>	<b>190.00</b>	<b>190.00</b>	<b>200.00</b>	<b>33.97</b>	<b>35.00</b>	<b>35.00</b>	<b>35.00</b>	<b>6.10</b>	<b>6.00</b>	<b>6.50</b>	<b>7.00</b>
c.i. lower	521.14	580.00	580.00	600.00	114.28	150.00	7.00	150.00	32.13	30.00	35.00	35.00	4.68	5.00	5.00	6.00
c.i. upper	803.86	770.00	770.00	770.00	245.72	200.00	200.00	200.00	35.81	35.00	38.00	40.00	7.52	7.50	7.50	7.50
n	4				3				16				5			
<i>Center</i>																
	<b>782.00</b>	<b>782.00</b>	<b>840.00</b>	<b>840.00</b>	.	.	.	.	<b>38.25</b>	<b>41.00</b>	<b>42.00</b>	<b>43.50</b>	<b>6.25</b>	<b>6.25</b>	<b>7.00</b>	<b>7.00</b>
c.i. lower	45.04	724.00	724.00	724.00	.	.	.	.	24.85	26.00	26.00	40.00	-3.28	5.50	5.50	5.50
c.i. upper	1518.96	840.00	840.00	840.00	.	.	.	.	51.65	45.00	45.00	45.00	15.78	7.00	7.00	7.00
n	2				0				4				2			

**Table C1:6: Child care market rates for region 6, family and group homes and centers, survey only (continued)**

<b>Preschool (3 to 6 years old)</b>																
<b>MONTHLY</b>					<b>WEEKLY</b>				<b>DAILY</b>				<b>HOURLY</b>			
<i>Family</i>																
	<b>Mean</b>	<b>50<sup>th</sup></b>	<b>60<sup>th</sup></b>	<b>75<sup>th</sup></b>	<b>Mean</b>	<b>50<sup>th</sup></b>	<b>60<sup>th</sup></b>	<b>75<sup>th</sup></b>	<b>Mean</b>	<b>50<sup>th</sup></b>	<b>60<sup>th</sup></b>	<b>75<sup>th</sup></b>	<b>Mean</b>	<b>50<sup>th</sup></b>	<b>60<sup>th</sup></b>	<b>75<sup>th</sup></b>
	<b>610.00</b>	<b>610.00</b>	<b>720.00</b>	<b>720.00</b>	<b>175.00</b>	<b>175.00</b>	<b>175.00</b>	<b>175.00</b>	<b>36.20</b>	<b>35.00</b>	<b>35.50</b>	<b>36.00</b>	<b>4.73</b>	<b>4.73</b>	<b>5.45</b>	<b>5.45</b>
c.i. lower	-787.68	500.00	500.00	500.00	.	.	.	.	33.51	35.00	35.00	35.00	-4.49	4.00	4.00	4.00
c.i. upper	2007.68	720.00	720.00	720.00	.	.	.	.	38.89	40.00	40.00	40.00	13.94	5.45	5.45	5.45
n	2				1				5				2			
<i>Group</i>																
	<b>655.00</b>	<b>650.00</b>	<b>700.00</b>	<b>735.00</b>	<b>180.00</b>	<b>190.00</b>	<b>190.00</b>	<b>200.00</b>	<b>33.50</b>	<b>33.00</b>	<b>35.00</b>	<b>35.00</b>	<b>6.00</b>	<b>6.00</b>	<b>6.50</b>	<b>7.00</b>
c.i. lower	497.75	550.00	550.00	600.00	114.28	150.00	7.00	150.00	31.70	30.00	33.00	33.00	4.76	5.00	5.00	6.00
c.i. upper	812.25	770.00	770.00	770.00	245.72	200.00	200.00	200.00	35.30	35.00	38.00	40.00	7.24	7.00	7.00	7.00
n	4				3				16				5			
<i>Center</i>																
	<b>732.00</b>	<b>732.00</b>	<b>740.00</b>	<b>740.00</b>	.	.	.	.	<b>34.50</b>	<b>36.00</b>	<b>37.00</b>	<b>38.50</b>	<b>6.25</b>	<b>6.25</b>	<b>7.00</b>	<b>7.00</b>
c.i. lower	630.35	724.00	724.00	724.00	.	.	.	.	24.91	26.00	26.00	35.00	-3.28	5.50	5.50	5.50
c.i. upper	833.65	740.00	740.00	740.00	.	.	.	.	44.09	40.00	40.00	40.00	15.78	7.00	7.00	7.00
n	2				0				4				2			
<b>School (6 years old or older)</b>																
<b>MONTHLY</b>					<b>WEEKLY</b>				<b>DAILY</b>				<b>HOURLY</b>			
<i>Family</i>																
	<b>Mean</b>	<b>50<sup>th</sup></b>	<b>60<sup>th</sup></b>	<b>75<sup>th</sup></b>	<b>Mean</b>	<b>50<sup>th</sup></b>	<b>60<sup>th</sup></b>	<b>75<sup>th</sup></b>	<b>Mean</b>	<b>50<sup>th</sup></b>	<b>60<sup>th</sup></b>	<b>75<sup>th</sup></b>	<b>Mean</b>	<b>50<sup>th</sup></b>	<b>60<sup>th</sup></b>	<b>75<sup>th</sup></b>
	.	.	.	.	<b>175.00</b>	<b>175.00</b>	<b>175.00</b>	<b>175.00</b>	<b>36.67</b>	<b>35.00</b>	<b>35.00</b>	<b>40.00</b>	<b>5.00</b>	<b>5.00</b>	<b>5.00</b>	<b>5.00</b>
c.i. lower	.	.	.	.	.	.	.	.	29.50	35.00	35.00	35.00	.	.	.	.
c.i. upper	.	.	.	.	.	.	.	.	43.84	40.00	40.00	40.00	.	.	.	.
n	0				1				3				1			
<i>Group</i>																
	<b>655.00</b>	<b>650.00</b>	<b>700.00</b>	<b>735.00</b>	<b>135.00</b>	<b>150.00</b>	<b>150.00</b>	<b>180.00</b>	<b>29.56</b>	<b>32.50</b>	<b>33.00</b>	<b>34.00</b>	<b>5.83</b>	<b>6.00</b>	<b>6.00</b>	<b>6.50</b>
c.i. lower	497.75	550.00	550.00	600.00	0.65	75.00	6.50	75.00	25.21	30.00	30.00	33.00	4.86	4.50	5.00	6.00
c.i. upper	812.25	770.00	770.00	770.00	269.35	180.00	180.00	180.00	33.92	35.00	35.00	36.00	6.81	7.00	7.00	7.00
n	4				3				16				6			
<i>Center</i>																
	<b>740.00</b>	<b>740.00</b>	<b>740.00</b>	<b>740.00</b>	.	.	.	.	<b>31.00</b>	<b>30.00</b>	<b>30.00</b>	<b>37.00</b>	<b>5.00</b>	<b>5.00</b>	<b>5.00</b>	<b>5.00</b>
c.i. lower	.	.	.	.	.	.	.	.	17.17	26.00	26.00	26.00	.	.	.	.
c.i. upper	.	.	.	.	.	.	.	.	44.83	37.00	37.00	37.00	.	.	.	.
n	1				0				3				1			

**Table C1.7: Child care market rates for region 7, family and group homes and centers, survey only**

<b>Infants (0 – 1)</b>																
<b>MONTHLY</b>					<b>WEEKLY</b>				<b>DAILY</b>				<b>HOURLY</b>			
<i>Family</i>																
	<b>Mean</b>	<b>50<sup>th</sup></b>	<b>60<sup>th</sup></b>	<b>75<sup>th</sup></b>	<b>Mean</b>	<b>50<sup>th</sup></b>	<b>60<sup>th</sup></b>	<b>75<sup>th</sup></b>	<b>Mean</b>	<b>50<sup>th</sup></b>	<b>60<sup>th</sup></b>	<b>75<sup>th</sup></b>	<b>Mean</b>	<b>50<sup>th</sup></b>	<b>60<sup>th</sup></b>	<b>75<sup>th</sup></b>
	<b>787.33</b>	<b>770.00</b>	<b>800.00</b>	<b>890.00</b>	<b>203.33</b>	<b>200.00</b>	<b>200.00</b>	<b>225.00</b>	<b>36.29</b>	<b>35.00</b>	<b>37.00</b>	<b>40.00</b>	<b>5.33</b>	<b>5.00</b>	<b>5.00</b>	<b>6.50</b>
c.i. lower	709.20	700.00	740.00	770.00	153.14	185.00	6.50	185.00	33.34	35.00	35.00	35.00	3.85	3.70	4.30	5.00
c.i. upper	865.46	900.00	900.00	1023.00	253.53	225.00	225.00	225.00	39.23	40.00	40.00	45.00	6.82	7.50	7.50	7.50
n	12				3				14				6			
<i>Group</i>																
	<b>841.58</b>	<b>770.00</b>	<b>800.00</b>	<b>902.00</b>	<b>215.63</b>	<b>218.75</b>	<b>250.00</b>	<b>250.00</b>	<b>39.27</b>	<b>35.00</b>	<b>37.50</b>	<b>41.00</b>	<b>6.50</b>	<b>5.88</b>	<b>6.50</b>	<b>7.88</b>
c.i. lower	700.49	700.00	700.00	770.00	151.95	175.00	7.88	187.50	34.84	35.00	35.00	36.00	3.40	5.00	5.00	5.25
c.i. upper	982.67	975.00	975.00	1572.60	279.30	250.00	250.00	250.00	43.69	40.00	45.00	50.00	9.60	9.25	9.25	9.25
n	14				4				23				4			
<i>Center</i>																
	<b>981.10</b>	<b>1012.50</b>	<b>1034.00</b>	<b>1075.00</b>	<b>215.00</b>	<b>215.00</b>	<b>225.00</b>	<b>225.00</b>	<b>50.00</b>	<b>48.00</b>	<b>50.00</b>	<b>55.00</b>	<b>9.00</b>	<b>9.00</b>	<b>9.00</b>	<b>9.00</b>
c.i. lower	902.12	856.42	856.42	1000.00	87.94	205.00	9.00	205.00	45.66	45.00	45.00	45.00	.	.	.	.
c.i. upper	1060.08	1110.00	1110.00	1200.00	342.06	225.00	225.00	225.00	54.34	60.00	60.00	60.00	.	.	.	.
n	14				2				11				1			
<b>Toddler (1 to 3 years old)</b>																
<b>MONTHLY</b>					<b>WEEKLY</b>				<b>DAILY</b>				<b>HOURLY</b>			
<i>Family</i>																
	<b>Mean</b>	<b>50<sup>th</sup></b>	<b>60<sup>th</sup></b>	<b>75<sup>th</sup></b>	<b>Mean</b>	<b>50<sup>th</sup></b>	<b>60<sup>th</sup></b>	<b>75<sup>th</sup></b>	<b>Mean</b>	<b>50<sup>th</sup></b>	<b>60<sup>th</sup></b>	<b>75<sup>th</sup></b>	<b>Mean</b>	<b>50<sup>th</sup></b>	<b>60<sup>th</sup></b>	<b>75<sup>th</sup></b>
	<b>785.57</b>	<b>785.00</b>	<b>800.00</b>	<b>850.00</b>	<b>195.00</b>	<b>200.00</b>	<b>200.00</b>	<b>200.00</b>	<b>36.51</b>	<b>35.00</b>	<b>37.00</b>	<b>40.00</b>	<b>5.25</b>	<b>5.00</b>	<b>5.00</b>	<b>6.50</b>
c.i. lower	721.95	740.00	740.00	770.00	173.49	185.00	6.50	185.00	32.27	30.00	35.00	35.00	3.92	3.70	4.30	5.00
c.i. upper	849.19	880.00	880.00	1023.00	216.51	200.00	200.00	200.00	40.75	40.00	42.00	63.00	6.58	7.00	7.00	7.00
n	14				3				18				6			
<i>Group</i>																
	<b>831.84</b>	<b>770.00</b>	<b>800.00</b>	<b>836.00</b>	<b>215.63</b>	<b>218.75</b>	<b>250.00</b>	<b>250.00</b>	<b>39.01</b>	<b>35.00</b>	<b>37.50</b>	<b>40.00</b>	<b>6.50</b>	<b>5.88</b>	<b>6.50</b>	<b>7.88</b>
c.i. lower	709.52	750.00	760.00	770.00	151.95	175.00	7.88	187.50	34.61	35.00	35.00	36.00	3.40	5.00	5.00	5.25
c.i. upper	954.17	836.00	975.00	1580.00	279.30	250.00	250.00	250.00	43.40	40.00	45.00	50.00	9.60	9.25	9.25	9.25
n	16				4				23				4			
<i>Center</i>																
	<b>958.92</b>	<b>1000.00</b>	<b>1025.00</b>	<b>1075.00</b>	<b>210.00</b>	<b>210.00</b>	<b>225.00</b>	<b>225.00</b>	<b>48.17</b>	<b>45.00</b>	<b>48.00</b>	<b>54.00</b>	<b>9.00</b>	<b>9.00</b>	<b>9.00</b>	<b>9.00</b>
c.i. lower	877.68	836.50	900.00	1000.00	19.41	195.00	9.00	195.00	44.34	43.00	45.00	45.00	.	.	.	.
c.i. upper	1040.16	1075.00	1125.00	1200.00	400.59	225.00	225.00	225.00	52.00	55.00	55.00	60.00	.	.	.	.
n	18				2				12				1			

**Table C1.7: Child care market rates for region 7, family and group homes and centers, survey only (continued)**

<b>Preschool (3 to 6 years old)</b>																
<b>MONTHLY</b>					<b>WEEKLY</b>				<b>DAILY</b>				<b>HOURLY</b>			
<i>Family</i>																
	<b>Mean</b>	<b>50<sup>th</sup></b>	<b>60<sup>th</sup></b>	<b>75<sup>th</sup></b>	<b>Mean</b>	<b>50<sup>th</sup></b>	<b>60<sup>th</sup></b>	<b>75<sup>th</sup></b>	<b>Mean</b>	<b>50<sup>th</sup></b>	<b>60<sup>th</sup></b>	<b>75<sup>th</sup></b>	<b>Mean</b>	<b>50<sup>th</sup></b>	<b>60<sup>th</sup></b>	<b>75<sup>th</sup></b>
	<b>735.40</b>	<b>760.00</b>	<b>770.00</b>	<b>800.00</b>	<b>195.00</b>	<b>200.00</b>	<b>200.00</b>	<b>200.00</b>	<b>35.31</b>	<b>35.00</b>	<b>35.00</b>	<b>37.00</b>	<b>5.17</b>	<b>5.00</b>	<b>5.00</b>	<b>6.00</b>
c.i. lower	686.23	700.00	720.00	770.00	173.49	185.00	6.00	185.00	31.92	30.00	35.00	35.00	3.92	3.70	4.30	5.00
c.i. upper	784.57	800.00	800.00	918.00	216.51	200.00	200.00	200.00	38.70	37.00	40.00	53.00	6.41	7.00	7.00	7.00
n	16				3				17				6			
<i>Group</i>																
	<b>787.74</b>	<b>770.00</b>	<b>792.00</b>	<b>830.50</b>	<b>203.13</b>	<b>193.75</b>	<b>200.00</b>	<b>225.00</b>	<b>37.48</b>	<b>35.00</b>	<b>35.00</b>	<b>38.00</b>	<b>6.90</b>	<b>6.50</b>	<b>7.38</b>	<b>8.25</b>
c.i. lower	682.52	650.00	690.00	770.00	150.81	175.00	8.25	187.50	33.86	35.00	35.00	35.00	4.12	4.50	4.50	6.50
c.i. upper	892.96	836.00	925.00	1402.60	255.44	250.00	250.00	250.00	41.11	38.00	40.00	45.00	9.68	10.00	10.00	10.00
n	16				4				23				5			
<i>Center</i>																
	<b>874.52</b>	<b>900.00</b>	<b>900.00</b>	<b>925.00</b>	<b>197.50</b>	<b>197.50</b>	<b>200.00</b>	<b>200.00</b>	<b>42.75</b>	<b>42.50</b>	<b>45.00</b>	<b>49.00</b>	<b>9.00</b>	<b>9.00</b>	<b>9.00</b>	<b>9.00</b>
c.i. lower	812.80	800.00	800.00	900.00	165.73	195.00	9.00	195.00	37.45	40.00	40.00	42.00	.	.	.	.
c.i. upper	936.23	925.00	975.00	1060.00	229.27	200.00	200.00	200.00	48.05	50.00	50.00	55.00	.	.	.	.
n	19				2				12				1			
<b>School (6 years old or older)</b>																
<b>MONTHLY</b>					<b>WEEKLY</b>				<b>DAILY</b>				<b>HOURLY</b>			
<i>Family</i>																
	<b>Mean</b>	<b>50<sup>th</sup></b>	<b>60<sup>th</sup></b>	<b>75<sup>th</sup></b>	<b>Mean</b>	<b>50<sup>th</sup></b>	<b>60<sup>th</sup></b>	<b>75<sup>th</sup></b>	<b>Mean</b>	<b>50<sup>th</sup></b>	<b>60<sup>th</sup></b>	<b>75<sup>th</sup></b>	<b>Mean</b>	<b>50<sup>th</sup></b>	<b>60<sup>th</sup></b>	<b>75<sup>th</sup></b>
	<b>745.00</b>	<b>770.00</b>	<b>770.00</b>	<b>800.00</b>	<b>200.00</b>	<b>200.00</b>	<b>200.00</b>	<b>200.00</b>	<b>32.78</b>	<b>35.00</b>	<b>35.00</b>	<b>36.00</b>	<b>5.34</b>	<b>5.00</b>	<b>5.50</b>	<b>6.00</b>
c.i. lower	686.74	700.00	700.00	770.00	.	200.00	6.00	200.00	26.74	28.00	28.00	35.00	3.91	4.30	4.30	5.00
c.i. upper	803.26	800.00	800.00	800.00	.	200.00	200.00	200.00	38.82	40.00	45.00	45.00	6.77	7.00	7.00	7.00
n	8				2				9				5			
<i>Group</i>																
	<b>607.37</b>	<b>650.00</b>	<b>650.00</b>	<b>750.00</b>	<b>190.63</b>	<b>193.75</b>	<b>200.00</b>	<b>225.00</b>	<b>31.95</b>	<b>35.00</b>	<b>35.00</b>	<b>35.00</b>	<b>5.56</b>	<b>5.38</b>	<b>5.50</b>	<b>6.00</b>
c.i. lower	506.52	440.00	600.00	650.00	108.82	125.00	6.00	187.50	28.90	25.00	33.00	35.00	4.52	5.00	5.00	5.25
c.i. upper	708.21	760.00	800.00	825.00	272.43	250.00	250.00	250.00	35.01	35.00	35.00	40.00	6.61	6.50	6.50	6.50
n	13				4				21				4			
<i>Center</i>																
	<b>819.29</b>	<b>800.00</b>	<b>850.00</b>	<b>925.00</b>	<b>197.50</b>	<b>197.50</b>	<b>200.00</b>	<b>200.00</b>	<b>42.91</b>	<b>43.00</b>	<b>45.00</b>	<b>48.00</b>	<b>8.50</b>	<b>8.50</b>	<b>9.00</b>	<b>9.00</b>
c.i. lower	720.03	700.00	700.00	800.00	165.73	195.00	9.00	195.00	37.64	40.00	40.00	42.00	2.15	8.00	8.00	8.00
c.i. upper	918.54	975.00	975.00	1150.00	229.27	200.00	200.00	200.00	48.18	50.00	55.00	55.00	14.85	9.00	9.00	9.00
n	14				2				11				2			

## Appendix D

Tables D1.0 – D1.7 (Method 3 – Child Only, Full-Time)



**Table D1.0: Child care market rates for Montana, family and group homes, child as unit of observation**

<b>Infants (0 – 1)</b>																
<b>MONTHLY</b>				<b>WEEKLY</b>				<b>DAILY</b>				<b>HOURLY</b>				
<i>Family</i>																
	<b>Mean</b>	<b>50<sup>th</sup></b>	<b>60<sup>th</sup></b>	<b>75<sup>th</sup></b>	<b>Mean</b>	<b>50<sup>th</sup></b>	<b>60<sup>th</sup></b>	<b>75<sup>th</sup></b>	<b>Mean</b>	<b>50<sup>th</sup></b>	<b>60<sup>th</sup></b>	<b>75<sup>th</sup></b>	<b>Mean</b>	<b>50<sup>th</sup></b>	<b>60<sup>th</sup></b>	<b>75<sup>th</sup></b>
	<b>723.62</b>	<b>672.66</b>	<b>768.23</b>	<b>937.50</b>	<b>180.90</b>	<b>168.16</b>	<b>192.06</b>	<b>234.38</b>	<b>32.89</b>	<b>30.58</b>	<b>34.92</b>	<b>42.61</b>	<b>4.39</b>	<b>4.08</b>	<b>4.66</b>	<b>5.68</b>
c.i. lower	606.15	525.00	656.25	703.13	151.54	131.25	164.06	175.78	27.55	23.86	29.83	31.96	3.67	3.18	3.98	4.26
c.i. upper	841.08	937.50	937.50	1245.83	210.27	234.38	234.38	311.46	38.23	42.61	42.61	56.63	5.10	5.68	5.68	7.55
n	20				20				20				20			
<i>Group</i>																
	<b>777.43</b>	<b>666.67</b>	<b>711.51</b>	<b>884.62</b>	<b>194.36</b>	<b>166.67</b>	<b>177.88</b>	<b>221.15</b>	<b>35.34</b>	<b>30.30</b>	<b>32.34</b>	<b>40.21</b>	<b>4.71</b>	<b>4.04</b>	<b>4.31</b>	<b>5.36</b>
c.i. lower	679.89	641.67	666.67	726.32	169.97	160.42	166.67	181.58	30.90	29.17	30.30	33.01	4.12	3.89	4.04	4.40
c.i. upper	874.97	726.32	867.50	937.50	218.74	181.58	216.88	234.38	39.77	33.01	39.43	42.61	5.30	4.40	5.26	5.68
n	60				60				60				60			
<b>Child (1 to 3 years old)</b>																
<b>MONTHLY</b>				<b>WEEKLY</b>				<b>DAILY</b>				<b>HOURLY</b>				
<i>Family</i>																
	<b>Mean</b>	<b>50<sup>th</sup></b>	<b>60<sup>th</sup></b>	<b>75<sup>th</sup></b>	<b>Mean</b>	<b>50<sup>th</sup></b>	<b>60<sup>th</sup></b>	<b>75<sup>th</sup></b>	<b>Mean</b>	<b>50<sup>th</sup></b>	<b>60<sup>th</sup></b>	<b>75<sup>th</sup></b>	<b>Mean</b>	<b>50<sup>th</sup></b>	<b>60<sup>th</sup></b>	<b>75<sup>th</sup></b>
	<b>646.69</b>	<b>604.69</b>	<b>650.00</b>	<b>735.00</b>	<b>161.67</b>	<b>151.17</b>	<b>162.50</b>	<b>183.75</b>	<b>29.40</b>	<b>27.49</b>	<b>29.55</b>	<b>33.41</b>	<b>3.92</b>	<b>3.66</b>	<b>3.94</b>	<b>4.45</b>
c.i. lower	576.71	585.94	600.00	656.25	144.18	146.48	150.00	164.06	26.21	26.63	27.27	29.83	3.50	3.55	3.64	3.98
c.i. upper	716.68	651.04	680.56	833.33	179.17	162.76	170.14	208.33	32.58	29.59	30.93	37.88	4.34	3.95	4.12	5.05
n	76				76				76				76			
<i>Group</i>																
	<b>734.21</b>	<b>656.25</b>	<b>728.78</b>	<b>867.50</b>	<b>183.55</b>	<b>164.06</b>	<b>182.20</b>	<b>216.88</b>	<b>33.37</b>	<b>29.83</b>	<b>33.13</b>	<b>39.43</b>	<b>4.45</b>	<b>3.98</b>	<b>4.42</b>	<b>5.26</b>
c.i. lower	692.72	631.58	670.83	791.67	173.18	157.90	167.71	197.92	31.49	28.71	30.49	35.98	4.20	3.83	4.07	4.80
c.i. upper	775.71	703.13	766.67	933.33	193.93	175.78	191.67	233.33	35.26	31.96	34.85	42.42	4.70	4.26	4.65	5.66
n	255				255				255				255			

**Table D1.0: Child care market rates for Montana, family and group homes, child as unit of observation (continued)**

<b>Child (3 to 6 years old)</b>																
<b>MONTHLY</b>					<b>WEEKLY</b>				<b>DAILY</b>				<b>HOURLY</b>			
<i>Family</i>																
	<b>Mean</b>	<b>50<sup>th</sup></b>	<b>60<sup>th</sup></b>	<b>75<sup>th</sup></b>	<b>Mean</b>	<b>50<sup>th</sup></b>	<b>60<sup>th</sup></b>	<b>75<sup>th</sup></b>	<b>Mean</b>	<b>50<sup>th</sup></b>	<b>60<sup>th</sup></b>	<b>75<sup>th</sup></b>	<b>Mean</b>	<b>50<sup>th</sup></b>	<b>60<sup>th</sup></b>	<b>75<sup>th</sup></b>
	<b>635.94</b>	<b>576.92</b>	<b>619.79</b>	<b>694.85</b>	<b>158.98</b>	<b>144.23</b>	<b>154.95</b>	<b>173.71</b>	<b>28.91</b>	<b>26.22</b>	<b>28.17</b>	<b>31.58</b>	<b>3.85</b>	<b>3.50</b>	<b>3.76</b>	<b>4.21</b>
c.i. lower	582.87	552.83	576.92	641.67	145.72	138.21	144.23	160.42	26.49	25.13	26.22	29.17	3.53	3.35	3.50	3.89
c.i. upper	689.01	619.79	650.00	750.00	172.25	154.95	162.50	187.50	31.32	28.17	29.55	34.09	4.18	3.76	3.94	4.55
n	109				109				109				109			
<i>Group</i>																
	<b>780.09</b>	<b>750.00</b>	<b>802.08</b>	<b>904.17</b>	<b>195.02</b>	<b>187.50</b>	<b>200.52</b>	<b>226.04</b>	<b>35.46</b>	<b>1.00</b>	<b>34.09</b>	<b>36.46</b>	<b>4.73</b>	<b>4.55</b>	<b>4.86</b>	<b>5.48</b>
c.i. lower	752.89	703.13	766.67	870.33	188.22	175.78	191.67	217.58	34.22	41.10	31.96	34.85	4.56	4.26	4.65	5.27
c.i. upper	807.29	766.67	833.33	929.69	201.82	191.67	208.33	232.42	36.70	39.56	34.85	37.88	4.89	4.65	5.05	5.63
n	369				369				369				369			
<b>Child (6 years or older)</b>																
<b>MONTHLY</b>					<b>WEEKLY</b>				<b>DAILY</b>				<b>HOURLY</b>			
<i>Family</i>																
	<b>Mean</b>	<b>50<sup>th</sup></b>	<b>60<sup>th</sup></b>	<b>75<sup>th</sup></b>	<b>Mean</b>	<b>50<sup>th</sup></b>	<b>60<sup>th</sup></b>	<b>75<sup>th</sup></b>	<b>Mean</b>	<b>50<sup>th</sup></b>	<b>60<sup>th</sup></b>	<b>75<sup>th</sup></b>	<b>Mean</b>	<b>50<sup>th</sup></b>	<b>60<sup>th</sup></b>	<b>75<sup>th</sup></b>
	<b>1138.89</b>	<b>1208.33</b>	<b>1666.67</b>	<b>1666.67</b>	<b>284.72</b>	<b>302.08</b>	<b>416.67</b>	<b>416.67</b>	<b>51.77</b>	<b>54.92</b>	<b>75.76</b>	<b>75.76</b>	<b>6.90</b>	<b>7.32</b>	<b>10.10</b>	<b>10.10</b>
c.i. lower	509.82	375.00	687.50	750.00	127.46	93.75	171.88	187.50	23.17	17.05	31.25	34.09	3.09	2.27	4.17	4.55
c.i. upper	1767.95	1687.50	1687.50	1687.50	441.99	421.88	421.88	421.88	80.36	76.70	76.70	76.70	10.71	10.23	10.23	10.23
n	6				6				6				6			
<i>Group</i>																
	<b>980.16</b>	<b>800.00</b>	<b>843.75</b>	<b>1406.25</b>	<b>245.04</b>	<b>200.00</b>	<b>210.94</b>	<b>351.56</b>	<b>44.55</b>	<b>36.36</b>	<b>38.35</b>	<b>63.92</b>	<b>5.94</b>	<b>4.85</b>	<b>5.11</b>	<b>8.52</b>
c.i. lower	680.81	562.50	632.50	825.00	170.20	140.63	158.13	206.25	30.95	25.57	28.75	37.50	4.13	3.41	3.83	5.00
c.i. upper	1279.52	1045.95	1475.68	2089.86	319.88	261.49	368.92	522.47	58.16	47.54	67.08	94.99	7.75	6.34	8.94	12.67
n	27				27				27				27			

**Table D1.1: Child care market rates for region 1, family and group homes, child as unit of observation**

<b>Infants (0 – 1)</b>																
<b>MONTHLY</b>				<b>WEEKLY</b>				<b>DAILY</b>				<b>HOURLY</b>				
<i>Family</i>																
	<b>Mean</b>	<b>50<sup>th</sup></b>	<b>60<sup>th</sup></b>	<b>75<sup>th</sup></b>	<b>Mean</b>	<b>50<sup>th</sup></b>	<b>60<sup>th</sup></b>	<b>75<sup>th</sup></b>	<b>Mean</b>	<b>50<sup>th</sup></b>	<b>60<sup>th</sup></b>	<b>75<sup>th</sup></b>	<b>Mean</b>	<b>50<sup>th</sup></b>	<b>60<sup>th</sup></b>	<b>75<sup>th</sup></b>
	<b>803.91</b>	<b>803.91</b>	<b>937.50</b>	<b>937.50</b>	<b>200.98</b>	<b>200.98</b>	<b>234.38</b>	<b>234.38</b>	<b>36.54</b>	<b>36.54</b>	<b>42.61</b>	<b>42.61</b>	<b>4.87</b>	<b>4.87</b>	<b>5.68</b>	<b>5.68</b>
c.i. lower	-893.56	670.31	670.31	670.31	-223.39	167.58	167.58	167.58	-40.62	30.47	30.47	30.47	-5.42	4.06	4.06	4.06
c.i. upper	2501.38	937.50	937.50	937.50	625.34	234.38	234.38	234.38	113.70	42.61	42.61	42.61	15.16	5.68	5.68	5.68
n	2				2				2				2			
<i>Group</i>																
	<b>1099.89</b>	<b>900.00</b>	<b>900.00</b>	<b>916.67</b>	<b>274.97</b>	<b>225.00</b>	<b>225.00</b>	<b>229.17</b>	<b>50.00</b>	<b>40.91</b>	<b>40.91</b>	<b>41.67</b>	<b>6.67</b>	<b>5.45</b>	<b>5.45</b>	<b>5.56</b>
c.i. lower	795.38	712.50	884.62	900.00	198.85	178.13	221.15	225.00	36.15	32.39	40.21	40.91	4.82	4.32	5.36	5.45
c.i. upper	1404.40	1875.00	2015.63	2015.63	351.10	468.75	503.91	503.91	63.84	85.23	91.62	91.62	8.51	11.36	12.22	12.22
n	13				13				13				13			
<b>Child (1 to 3 years old)</b>																
<b>MONTHLY</b>				<b>WEEKLY</b>				<b>DAILY</b>				<b>HOURLY</b>				
<i>Family</i>																
	<b>Mean</b>	<b>50<sup>th</sup></b>	<b>60<sup>th</sup></b>	<b>75<sup>th</sup></b>	<b>Mean</b>	<b>50<sup>th</sup></b>	<b>60<sup>th</sup></b>	<b>75<sup>th</sup></b>	<b>Mean</b>	<b>50<sup>th</sup></b>	<b>60<sup>th</sup></b>	<b>75<sup>th</sup></b>	<b>Mean</b>	<b>50<sup>th</sup></b>	<b>60<sup>th</sup></b>	<b>75<sup>th</sup></b>
	<b>691.20</b>	<b>710.16</b>	<b>750.00</b>	<b>791.67</b>	<b>172.80</b>	<b>177.54</b>	<b>187.50</b>	<b>197.92</b>	<b>31.42</b>	<b>32.28</b>	<b>34.09</b>	<b>35.98</b>	<b>4.19</b>	<b>4.30</b>	<b>4.55</b>	<b>4.80</b>
c.i. lower	614.65	595.83	595.83	670.31	153.66	148.96	148.96	167.58	27.94	27.08	27.08	30.47	3.73	3.61	3.61	4.06
c.i. upper	767.76	833.33	833.33	833.33	191.94	208.33	208.33	208.33	34.90	37.88	37.88	37.88	4.65	5.05	5.05	5.05
n	12				12				12				12			
<i>Group</i>																
	<b>738.21</b>	<b>750.00</b>	<b>766.67</b>	<b>900.00</b>	<b>184.55</b>	<b>187.50</b>	<b>191.67</b>	<b>225.00</b>	<b>33.55</b>	<b>34.09</b>	<b>34.85</b>	<b>40.91</b>	<b>4.47</b>	<b>4.55</b>	<b>4.65</b>	<b>5.45</b>
c.i. lower	638.13	666.67	731.25	766.67	159.53	166.67	182.81	191.67	29.01	30.30	33.24	34.85	3.87	4.04	4.43	4.65
c.i. upper	838.29	768.75	836.67	968.31	209.57	192.19	209.17	242.08	38.10	34.94	38.03	44.01	5.08	4.66	5.07	5.87
n	47				47				47				47			

**Table D1.1: Child care market rates for region 1, family and group homes, child as unit of observation (*continued*)**

<b>Child (3 to 6 years old)</b>																
<b>MONTHLY</b>					<b>WEEKLY</b>				<b>DAILY</b>				<b>HOURLY</b>			
<i>Family</i>																
	<b>Mean</b>	<b>50<sup>th</sup></b>	<b>60<sup>th</sup></b>	<b>75<sup>th</sup></b>	<b>Mean</b>	<b>50<sup>th</sup></b>	<b>60<sup>th</sup></b>	<b>75<sup>th</sup></b>	<b>Mean</b>	<b>50<sup>th</sup></b>	<b>60<sup>th</sup></b>	<b>75<sup>th</sup></b>	<b>Mean</b>	<b>50<sup>th</sup></b>	<b>60<sup>th</sup></b>	<b>75<sup>th</sup></b>
	<b>860.34</b>	<b>750.00</b>	<b>750.00</b>	<b>750.00</b>	<b>215.09</b>	<b>187.50</b>	<b>187.50</b>	<b>187.50</b>	<b>39.11</b>	<b>34.09</b>	<b>34.09</b>	<b>34.09</b>	<b>5.21</b>	<b>4.55</b>	<b>4.55</b>	<b>4.55</b>
c.i. lower	698.03	670.31	750.00	750.00	174.51	167.58	187.50	187.50	31.73	30.47	34.09	34.09	4.23	4.06	4.55	4.55
c.i. upper	1022.66	750.00	750.00	1627.50	255.66	187.50	187.50	406.88	46.48	34.09	34.09	73.98	6.20	4.55	4.55	9.86
n	22				22				22				22			
<i>Group</i>																
	<b>754.27</b>	<b>766.67</b>	<b>793.75</b>	<b>898.83</b>	<b>188.57</b>	<b>191.67</b>	<b>198.44</b>	<b>224.71</b>	<b>34.29</b>	<b>34.85</b>	<b>36.08</b>	<b>40.86</b>	<b>4.57</b>	<b>4.65</b>	<b>4.81</b>	<b>5.45</b>
c.i. lower	704.22	712.50	750.00	825.00	176.05	178.13	187.50	206.25	32.01	32.39	34.09	37.50	4.27	4.32	4.55	5.00
c.i. upper	804.33	812.50	862.50	916.67	201.08	203.13	215.63	229.17	36.56	36.93	39.20	41.67	4.87	4.92	5.23	5.56
n	75				75				75				75			
<b>Child (6 years or older)</b>																
<b>MONTHLY</b>					<b>WEEKLY</b>				<b>DAILY</b>				<b>HOURLY</b>			
<i>Family</i>																
	<b>Mean</b>	<b>50<sup>th</sup></b>	<b>60<sup>th</sup></b>	<b>75<sup>th</sup></b>	<b>Mean</b>	<b>50<sup>th</sup></b>	<b>60<sup>th</sup></b>	<b>75<sup>th</sup></b>	<b>Mean</b>	<b>50<sup>th</sup></b>	<b>60<sup>th</sup></b>	<b>75<sup>th</sup></b>	<b>Mean</b>	<b>50<sup>th</sup></b>	<b>60<sup>th</sup></b>	<b>75<sup>th</sup></b>
	<b>562.50</b>	<b>562.50</b>	<b>750.00</b>	<b>750.00</b>	<b>140.63</b>	<b>140.63</b>	<b>187.50</b>	<b>187.50</b>	<b>25.57</b>	<b>25.57</b>	<b>34.09</b>	<b>34.09</b>	<b>3.41</b>	<b>3.41</b>	<b>4.55</b>	<b>4.55</b>
c.i. lower	-1819.91	375.00	375.00	375.00	-454.98	93.75	93.75	93.75	-82.72	17.05	17.05	17.05	-	11.03	2.27	2.27
c.i. upper	2944.91	750.00	750.00	750.00	736.23	187.50	187.50	187.50	133.86	34.09	34.09	34.09	17.85	4.55	4.55	4.55
n	2				2				2				2			
<i>Group</i>																
	<b>1534.91</b>	<b>825.00</b>	<b>825.00</b>	<b>2297.32</b>	<b>383.73</b>	<b>206.25</b>	<b>206.25</b>	<b>574.33</b>	<b>69.77</b>	<b>37.50</b>	<b>37.50</b>	<b>104.42</b>	<b>9.30</b>	<b>5.00</b>	<b>5.00</b>	<b>13.92</b>
c.i. lower	-837.03	720.00	720.00	825.00	-209.26	180.00	180.00	206.25	-38.05	32.73	32.73	37.50	-5.07	4.36	4.36	5.00
c.i. upper	3906.85	3769.64	3769.64	3769.64	976.71	942.41	942.41	942.41	177.58	171.35	171.35	171.35	23.68	22.85	22.85	22.85
n	4				4				4				4			

**Table D1.2: Child care market rates for region 2, family and group homes, child as unit of observation**

<b>Infants (0 – 1)</b>																
<b>MONTHLY</b>					<b>WEEKLY</b>				<b>DAILY</b>				<b>HOURLY</b>			
<i>Family</i>																
	<b>Mean</b>	<b>50<sup>th</sup></b>	<b>60<sup>th</sup></b>	<b>75<sup>th</sup></b>	<b>Mean</b>	<b>50<sup>th</sup></b>	<b>60<sup>th</sup></b>	<b>75<sup>th</sup></b>	<b>Mean</b>	<b>50<sup>th</sup></b>	<b>60<sup>th</sup></b>	<b>75<sup>th</sup></b>	<b>Mean</b>	<b>50<sup>th</sup></b>	<b>60<sup>th</sup></b>	<b>75<sup>th</sup></b>
	<b>554.99</b>	<b>1245.83</b>	<b>1245.83</b>	<b>1245.83</b>	<b>311.46</b>	<b>311.46</b>	<b>311.46</b>	<b>311.46</b>	<b>56.63</b>	<b>56.63</b>	<b>56.63</b>	<b>.</b>	<b>7.55</b>	<b>7.55</b>	<b>7.55</b>	<b>7.55</b>
c.i. lower	510.91	.	.	.	.	.	.	.	.	.	.	.	.	.	.	.
c.i. upper	599.07	.	.	.	.	.	.	.	.	.	.	.	.	.	.	.
n	1				1				1				1			
<i>Group</i>																
	<b>951.35</b>	<b>933.33</b>	<b>1171.88</b>	<b>1171.88</b>	<b>237.84</b>	<b>233.33</b>	<b>292.97</b>	<b>292.97</b>	<b>43.24</b>	<b>42.42</b>	<b>53.27</b>	<b>53.27</b>	<b>5.77</b>	<b>5.66</b>	<b>7.10</b>	<b>7.10</b>
c.i. lower	691.66	710.53	710.53	710.53	172.91	177.63	177.63	177.63	31.44	32.30	32.30	32.30	4.19	4.31	4.31	4.31
c.i. upper	757.46	736.84	736.84	736.84	189.37	184.21	184.21	184.21	34.43	33.49	33.49	33.49	4.59	4.47	4.47	4.47
n	3				3				3				3			
<b>Child (1 to 3 years old)</b>																
<b>MONTHLY</b>					<b>WEEKLY</b>				<b>DAILY</b>				<b>HOURLY</b>			
<i>Family</i>																
	<b>Mean</b>	<b>50<sup>th</sup></b>	<b>60<sup>th</sup></b>	<b>75<sup>th</sup></b>	<b>Mean</b>	<b>50<sup>th</sup></b>	<b>60<sup>th</sup></b>	<b>75<sup>th</sup></b>	<b>Mean</b>	<b>50<sup>th</sup></b>	<b>60<sup>th</sup></b>	<b>75<sup>th</sup></b>	<b>Mean</b>	<b>50<sup>th</sup></b>	<b>60<sup>th</sup></b>	<b>75<sup>th</sup></b>
	<b>690.95</b>	<b>613.16</b>	<b>616.94</b>	<b>777.22</b>	<b>172.74</b>	<b>153.29</b>	<b>154.23</b>	<b>194.30</b>	<b>31.41</b>	<b>27.87</b>	<b>28.04</b>	<b>35.33</b>	<b>4.19</b>	<b>3.72</b>	<b>3.74</b>	<b>4.71</b>
c.i. lower	429.18	600.00	600.00	609.38	107.29	150.00	150.00	152.34	19.51	27.27	27.27	27.70	2.60	3.64	3.64	3.69
c.i. upper	952.73	937.50	937.50	937.50	238.18	234.38	234.38	234.38	43.31	42.61	42.61	42.61	5.77	5.68	5.68	5.68
n	4				4				4				4			
<i>Group</i>																
	<b>951.35</b>	<b>933.33</b>	<b>1171.88</b>	<b>1171.88</b>	<b>237.84</b>	<b>233.33</b>	<b>292.97</b>	<b>292.97</b>	<b>43.24</b>	<b>42.42</b>	<b>53.27</b>	<b>53.27</b>	<b>5.77</b>	<b>5.66</b>	<b>7.10</b>	<b>7.10</b>
c.i. lower	841.18	750.00	857.14	1171.88	210.30	187.50	214.29	292.97	38.24	34.09	38.96	53.27	5.10	4.55	5.19	7.10
c.i. upper	1061.52	1171.88	1171.88	1171.88	265.38	292.97	292.97	292.97	48.25	53.27	53.27	53.27	6.43	7.10	7.10	7.10
n	31				31				31				31			

**Table D1.2: Child care market rates for region 2, family and group homes, child as unit of observation (*continued*)**

<b>Child (3 to 6 years old)</b>																
<b>MONTHLY</b>					<b>WEEKLY</b>				<b>DAILY</b>				<b>HOURLY</b>			
<i>Family</i>																
	<b>Mean</b>	<b>50<sup>th</sup></b>	<b>60<sup>th</sup></b>	<b>75<sup>th</sup></b>	<b>Mean</b>	<b>50<sup>th</sup></b>	<b>60<sup>th</sup></b>	<b>75<sup>th</sup></b>	<b>Mean</b>	<b>50<sup>th</sup></b>	<b>60<sup>th</sup></b>	<b>75<sup>th</sup></b>	<b>Mean</b>	<b>50<sup>th</sup></b>	<b>60<sup>th</sup></b>	<b>75<sup>th</sup></b>
	<b>920.82</b>	<b>900.00</b>	<b>1000.00</b>	<b>1035.00</b>	<b>230.20</b>	<b>225.00</b>	<b>250.00</b>	<b>258.75</b>	<b>41.86</b>	<b>40.91</b>	<b>45.45</b>	<b>47.05</b>	<b>5.58</b>	<b>5.45</b>	<b>6.06</b>	<b>6.27</b>
c.i. lower	606.59	575.00	610.71	750.00	151.65	143.75	152.68	187.50	27.57	26.14	27.76	34.09	3.68	3.48	3.70	4.55
c.i. upper	1235.04	1575.00	1575.00	1575.00	308.76	393.75	393.75	393.75	56.14	71.59	71.59	71.59	7.49	9.55	9.55	9.55
n	7				7				7				7			
<i>Group</i>																
	<b>953.39</b>	<b>885.82</b>	<b>1086.56</b>	<b>1087.50</b>	<b>238.35</b>	<b>221.45</b>	<b>271.64</b>	<b>271.88</b>	<b>43.34</b>	<b>40.26</b>	<b>49.39</b>	<b>49.43</b>	<b>5.78</b>	<b>5.37</b>	<b>6.59</b>	<b>6.59</b>
c.i. lower	859.01	826.32	846.15	1086.56	214.75	206.58	211.54	271.64	39.05	37.56	38.46	49.39	5.21	5.01	5.13	6.59
c.i. upper	1047.78	1086.56	1087.50	1196.25	261.95	271.64	271.88	299.06	47.63	49.39	49.43	54.38	6.35	6.59	6.59	7.25
n	42				42				42				42			
<b>Child (6 years or older)</b>																
<b>MONTHLY</b>					<b>WEEKLY</b>				<b>DAILY</b>				<b>HOURLY</b>			
<i>Family</i>																
	<b>Mean</b>	<b>50<sup>th</sup></b>	<b>60<sup>th</sup></b>	<b>75<sup>th</sup></b>	<b>Mean</b>	<b>50<sup>th</sup></b>	<b>60<sup>th</sup></b>	<b>75<sup>th</sup></b>	<b>Mean</b>	<b>50<sup>th</sup></b>	<b>60<sup>th</sup></b>	<b>75<sup>th</sup></b>	<b>Mean</b>	<b>50<sup>th</sup></b>	<b>60<sup>th</sup></b>	<b>75<sup>th</sup></b>
	<b>687.50</b>	<b>687.50</b>	<b>687.50</b>	<b>687.50</b>	<b>171.88</b>	<b>171.88</b>	<b>171.88</b>	<b>171.88</b>	<b>31.25</b>	<b>31.25</b>	<b>31.25</b>	<b>31.25</b>	<b>4.17</b>	<b>4.17</b>	<b>4.17</b>	<b>4.17</b>
c.i. lower	.	.	.	.	.	.	.	.	.	.	.	.	.	.	.	.
c.i. upper	.	.	.	.	.	.	.	.	.	.	.	.	.	.	.	.
n	1				1				1				1			
<i>Group</i>																
	<b>0.00</b>	<b>0.00</b>	<b>0.00</b>	<b>0.00</b>	<b>0.00</b>	<b>0.00</b>	<b>0.00</b>	<b>0.00</b>	<b>0.00</b>	<b>0.00</b>	<b>0.00</b>	<b>0.00</b>	<b>0.00</b>	<b>0.00</b>	<b>0.00</b>	<b>0.00</b>
c.i. lower	0.00	0.00	0.00	0.00	0.00	0.00	0.00	0.00	0.00	0.00	0.00	0.00	0.00	0.00	0.00	0.00
c.i. upper	0.00	0.00	0.00	0.00	0.00	0.00	0.00	0.00	0.00	0.00	0.00	0.00	0.00	0.00	0.00	0.00
n	0				0				0				0			

**Table D1.3: Child care market rates for region 3, family and group homes, child as unit of observation**

<b>Infants (0 – 1)</b>																
<b>MONTHLY</b>					<b>WEEKLY</b>				<b>DAILY</b>				<b>HOURLY</b>			
<i>Family</i>																
	<b>Mean</b>	<b>50<sup>th</sup></b>	<b>60<sup>th</sup></b>	<b>75<sup>th</sup></b>	<b>Mean</b>	<b>50<sup>th</sup></b>	<b>60<sup>th</sup></b>	<b>75<sup>th</sup></b>	<b>Mean</b>	<b>50<sup>th</sup></b>	<b>60<sup>th</sup></b>	<b>75<sup>th</sup></b>	<b>Mean</b>	<b>50<sup>th</sup></b>	<b>60<sup>th</sup></b>	<b>75<sup>th</sup></b>
	<b>554.99</b>	<b>450.00</b>	<b>450.00</b>	<b>450.00</b>	<b>112.50</b>	<b>112.50</b>	<b>112.50</b>	<b>112.50</b>	<b>20.45</b>	<b>20.45</b>	<b>20.45</b>	<b>20.45</b>	<b>2.73</b>	<b>2.73</b>	<b>2.73</b>	<b>2.73</b>
c.i. lower	510.91	.	.	.	.	.	.	.	.	.	.	.	.	.	.	.
c.i. upper	599.07	.	.	.	.	.	.	.	.	.	.	.	.	.	.	.
n	1				1				1				1			
<i>Group</i>																
	<b>587.91</b>	<b>566.67</b>	<b>602.08</b>	<b>684.21</b>	<b>146.98</b>	<b>141.67</b>	<b>150.52</b>	<b>171.05</b>	<b>26.72</b>	<b>25.76</b>	<b>27.37</b>	<b>31.10</b>	<b>3.56</b>	<b>3.43</b>	<b>3.65</b>	<b>4.15</b>
c.i. lower	504.48	416.67	562.50	566.67	126.12	104.17	140.63	141.67	22.93	18.94	25.57	25.76	3.06	2.53	3.41	3.43
c.i. upper	671.34	684.21	785.71	785.71	167.84	171.05	196.43	196.43	30.52	31.10	35.71	35.71	4.07	4.15	4.76	4.76
n	10				10				10				10			
<b>Child (1 to 3 years old)</b>																
<b>MONTHLY</b>					<b>WEEKLY</b>				<b>DAILY</b>				<b>HOURLY</b>			
<i>Family</i>																
	<b>Mean</b>	<b>50<sup>th</sup></b>	<b>60<sup>th</sup></b>	<b>75<sup>th</sup></b>	<b>Mean</b>	<b>50<sup>th</sup></b>	<b>60<sup>th</sup></b>	<b>75<sup>th</sup></b>	<b>Mean</b>	<b>50<sup>th</sup></b>	<b>60<sup>th</sup></b>	<b>75<sup>th</sup></b>	<b>Mean</b>	<b>50<sup>th</sup></b>	<b>60<sup>th</sup></b>	<b>75<sup>th</sup></b>
	<b>534.38</b>	<b>500.00</b>	<b>542.97</b>	<b>585.94</b>	<b>133.59</b>	<b>125.00</b>	<b>135.74</b>	<b>146.48</b>	<b>24.29</b>	<b>22.73</b>	<b>24.68</b>	<b>26.63</b>	<b>3.24</b>	<b>3.03</b>	<b>3.29</b>	<b>3.55</b>
c.i. lower	475.93	500.00	500.00	500.00	118.98	125.00	125.00	125.00	21.63	22.73	22.73	22.73	2.88	3.03	3.03	3.03
c.i. upper	592.82	585.94	585.94	585.94	148.21	146.48	146.48	146.48	26.95	26.63	26.63	26.63	3.59	3.55	3.55	3.55
n	5				5				5				5			
<i>Group</i>																
	<b>528.11</b>	<b>533.33</b>	<b>583.33</b>	<b>628.29</b>	<b>132.03</b>	<b>133.33</b>	<b>145.83</b>	<b>157.07</b>	<b>24.00</b>	<b>24.24</b>	<b>26.52</b>	<b>28.56</b>	<b>3.20</b>	<b>3.23</b>	<b>3.54</b>	<b>3.81</b>
c.i. lower	459.84	428.57	483.33	583.33	114.96	107.14	120.83	145.83	20.90	19.48	21.97	26.52	2.79	2.60	2.93	3.54
c.i. upper	596.38	583.33	656.25	780.41	149.09	145.83	164.06	195.10	27.11	26.52	29.83	35.47	3.61	3.54	3.98	4.73
n	28				28				28				28			

**Table D1.3: Child care market rates for region 3, family and group homes, child as unit of observation (*continued*)**

<b>Child (3 to 6 years old)</b>																
<b>MONTHLY</b>					<b>WEEKLY</b>				<b>DAILY</b>				<b>HOURLY</b>			
<i>Family</i>																
	<b>Mean</b>	<b>50<sup>th</sup></b>	<b>60<sup>th</sup></b>	<b>75<sup>th</sup></b>	<b>Mean</b>	<b>50<sup>th</sup></b>	<b>60<sup>th</sup></b>	<b>75<sup>th</sup></b>	<b>Mean</b>	<b>50<sup>th</sup></b>	<b>60<sup>th</sup></b>	<b>75<sup>th</sup></b>	<b>Mean</b>	<b>50<sup>th</sup></b>	<b>60<sup>th</sup></b>	<b>75<sup>th</sup></b>
	<b>562.50</b>	<b>562.50</b>	<b>562.50</b>	<b>562.50</b>	<b>140.63</b>	<b>140.63</b>	<b>140.63</b>	<b>140.63</b>	<b>25.57</b>	<b>25.57</b>	<b>25.57</b>	<b>25.57</b>	<b>3.41</b>	<b>3.41</b>	<b>3.41</b>	<b>3.41</b>
c.i. lower	.	.	.	.	.	.	.	.	.	.	.	.	.	.	.	.
c.i. upper	.	.	.	.	.	.	.	.	.	.	.	.	.	.	.	.
n	1				1				1				1			
<i>Group</i>																
	<b>554.73</b>	<b>548.78</b>	<b>583.33</b>	<b>602.68</b>	<b>138.68</b>	<b>137.20</b>	<b>145.83</b>	<b>150.67</b>	<b>25.21</b>	<b>1.00</b>	<b>24.94</b>	<b>26.52</b>	<b>3.36</b>	<b>3.33</b>	<b>3.54</b>	<b>3.65</b>
c.i. lower	514.84	486.11	500.00	583.33	128.71	121.53	125.00	145.83	23.40	27.39	22.10	22.73	3.12	2.95	3.03	3.54
c.i. upper	594.62	600.00	656.25	750.00	148.66	150.00	164.06	187.50	27.03	26.52	27.27	29.83	3.60	3.64	3.98	4.55
n	29				29				29				29			
<b>Child (6 years or older)</b>																
<b>MONTHLY</b>					<b>WEEKLY</b>				<b>DAILY</b>				<b>HOURLY</b>			
<i>Family</i>																
	<b>Mean</b>	<b>50<sup>th</sup></b>	<b>60<sup>th</sup></b>	<b>75<sup>th</sup></b>	<b>Mean</b>	<b>50<sup>th</sup></b>	<b>60<sup>th</sup></b>	<b>75<sup>th</sup></b>	<b>Mean</b>	<b>50<sup>th</sup></b>	<b>60<sup>th</sup></b>	<b>75<sup>th</sup></b>	<b>Mean</b>	<b>50<sup>th</sup></b>	<b>60<sup>th</sup></b>	<b>75<sup>th</sup></b>
	.	.	.	.	.	.	.	.	.	.	.	.	.	.	.	.
c.i. lower	.	.	.	.	.	.	.	.	.	.	.	.	.	.	.	.
c.i. upper	.	.	.	.	.	.	.	.	.	.	.	.	.	.	.	.
n	0				0				0				0			
<i>Group</i>																
	<b>600.00</b>	<b>515.63</b>	<b>562.50</b>	<b>821.88</b>	<b>150.00</b>	<b>128.91</b>	<b>140.63</b>	<b>205.47</b>	<b>27.27</b>	<b>23.44</b>	<b>25.57</b>	<b>37.36</b>	<b>3.64</b>	<b>3.13</b>	<b>3.41</b>	<b>4.98</b>
c.i. lower	389.66	421.88	421.88	468.75	97.42	105.47	105.47	117.19	17.71	19.18	19.18	21.31	2.36	2.56	2.56	2.84
c.i. upper	810.34	1000.00	1000.00	1000.00	202.58	250.00	250.00	250.00	36.83	45.45	45.45	45.45	4.91	6.06	6.06	6.06
n	8				8				8				8			



**Table D1.4: Child care market rates for region 4, family and group homes, child as unit of observation**

<b>Infants (0 – 1)</b>																
<b>MONTHLY</b>				<b>WEEKLY</b>				<b>DAILY</b>				<b>HOURLY</b>				
<i>Family</i>																
	<b>Mean</b>	<b>50<sup>th</sup></b>	<b>60<sup>th</sup></b>	<b>75<sup>th</sup></b>	<b>Mean</b>	<b>50<sup>th</sup></b>	<b>60<sup>th</sup></b>	<b>75<sup>th</sup></b>	<b>Mean</b>	<b>50<sup>th</sup></b>	<b>60<sup>th</sup></b>	<b>75<sup>th</sup></b>	<b>Mean</b>	<b>50<sup>th</sup></b>	<b>60<sup>th</sup></b>	<b>75<sup>th</sup></b>
	554.99	675.00	675.00	675.00	168.75	168.75	168.75	168.75	30.68	30.68	30.68	30.68	4.09	4.09	4.09	4.09
c.i. lower	510.91	.	.	.	.	.	.	.	.	.	.	.	.	.	.	.
c.i. upper	599.07	.	.	.	.	.	.	.	.	.	.	.	.	.	.	.
n	1				1				1				1			
<i>Group</i>																
	899.44	623.44	653.91	1750.00	224.86	155.86	163.48	437.50	40.88	28.34	29.72	79.55	5.45	3.78	3.96	<b>10.61</b>
c.i. lower	359.00	472.50	523.13	523.13	89.75	118.13	130.78	130.78	16.32	21.48	23.78	23.78	2.18	2.86	3.17	<i>3.17</i>
c.i. upper	1439.89	1750.00	1750.00	1750.00	359.97	437.50	437.50	437.50	65.45	79.55	79.55	79.55	8.73	10.61	10.61	<i>10.61</i>
n	7				7				7				7			
<b>Child (1 to 3 years old)</b>																
<b>MONTHLY</b>				<b>WEEKLY</b>				<b>DAILY</b>				<b>HOURLY</b>				
<i>Family</i>																
	<b>Mean</b>	<b>50<sup>th</sup></b>	<b>60<sup>th</sup></b>	<b>75<sup>th</sup></b>	<b>Mean</b>	<b>50<sup>th</sup></b>	<b>60<sup>th</sup></b>	<b>75<sup>th</sup></b>	<b>Mean</b>	<b>50<sup>th</sup></b>	<b>60<sup>th</sup></b>	<b>75<sup>th</sup></b>	<b>Mean</b>	<b>50<sup>th</sup></b>	<b>60<sup>th</sup></b>	<b>75<sup>th</sup></b>
	675.87	675.00	675.00	715.12	168.97	168.75	168.75	178.78	30.72	30.68	30.68	32.51	4.10	4.09	4.09	4.33
c.i. lower	579.45	637.50	637.50	637.50	144.86	159.38	159.38	159.38	26.34	28.98	28.98	28.98	3.51	3.86	3.86	3.86
c.i. upper	772.30	715.12	715.12	715.12	193.07	178.78	178.78	178.78	35.10	32.51	32.51	32.51	4.68	4.33	4.33	4.33
n	3				3				3				3			
<i>Group</i>																
	978.01	813.75	1001.25	1286.46	244.50	203.44	250.31	321.62	44.45	36.99	45.51	58.48	5.93	4.93	6.07	7.80
c.i. lower	836.10	687.50	750.00	1001.25	209.03	171.88	187.50	250.31	38.00	31.25	34.09	45.51	5.07	4.17	4.55	6.07
c.i. upper	1119.91	1110.94	1286.46	1539.06	279.98	277.73	321.62	384.77	50.90	50.50	58.48	69.96	6.79	6.73	7.80	9.33
n	37				37				37				37			

**Table D1.4: Child care market rates for region 4, family and group homes, child as unit of observation (*continued*)**

<b>Child (3 to 6 years old)</b>																
<b>MONTHLY</b>					<b>WEEKLY</b>				<b>DAILY</b>				<b>HOURLY</b>			
<i>Family</i>																
	<b>Mean</b>	<b>50<sup>th</sup></b>	<b>60<sup>th</sup></b>	<b>75<sup>th</sup></b>	<b>Mean</b>	<b>50<sup>th</sup></b>	<b>60<sup>th</sup></b>	<b>75<sup>th</sup></b>	<b>Mean</b>	<b>50<sup>th</sup></b>	<b>60<sup>th</sup></b>	<b>75<sup>th</sup></b>	<b>Mean</b>	<b>50<sup>th</sup></b>	<b>60<sup>th</sup></b>	<b>75<sup>th</sup></b>
	587.71	468.75	553.13	637.50	146.93	117.19	138.28	159.38	26.71	21.31	25.14	28.98	3.56	2.84	3.35	3.86
c.i. lower	416.92	366.67	437.50	468.75	104.23	91.67	109.38	117.19	18.95	16.67	19.89	21.31	2.53	2.22	2.65	2.84
c.i. upper	758.50	637.50	1293.33	1293.33	189.63	159.38	323.33	323.33	34.48	28.98	58.79	58.79	4.60	3.86	7.84	7.84
n	15				15				15				15			
<i>Group</i>																
	900.56	870.33	904.17	937.50	225.14	217.58	226.04	234.38	40.93	1.00	39.56	41.10	5.46	5.27	5.48	5.68
c.i. lower	843.21	813.75	870.33	929.69	210.80	203.44	217.58	232.42	38.33	42.61	36.99	39.56	5.11	4.93	5.27	5.63
c.i. upper	957.90	925.00	937.50	1285.71	239.47	231.25	234.38	321.43	43.54	42.26	42.05	42.61	5.81	5.61	5.68	7.79
n	81				81				81				81			
<b>Child (6 years or older)</b>																
<b>MONTHLY</b>					<b>WEEKLY</b>				<b>DAILY</b>				<b>HOURLY</b>			
<i>Family</i>																
	<b>Mean</b>	<b>50<sup>th</sup></b>	<b>60<sup>th</sup></b>	<b>75<sup>th</sup></b>	<b>Mean</b>	<b>50<sup>th</sup></b>	<b>60<sup>th</sup></b>	<b>75<sup>th</sup></b>	<b>Mean</b>	<b>50<sup>th</sup></b>	<b>60<sup>th</sup></b>	<b>75<sup>th</sup></b>	<b>Mean</b>	<b>50<sup>th</sup></b>	<b>60<sup>th</sup></b>	<b>75<sup>th</sup></b>
	.	.	.	.	.	.	.	.	.	.	.	.	.	.	.	.
c.i. lower	.	.	.	.	.	.	.	.	.	.	.	.	.	.	.	.
c.i. upper	.	.	.	.	.	.	.	.	.	.	.	.	.	.	.	.
n	0				0				0				0			
<i>Group</i>																
	1031.25	1031.25	1500.00	1500.00		257.81	257.81	375.00	375.00		46.88	46.88	68.18	68.18		6.25
c.i. lower	169.98	562.50	562.50	562.50		42.49	140.63	140.63	140.63		7.73	25.57	25.57	25.57		1.03
c.i. upper	1892.52	1500.00	1500.00	1500.00		473.13	375.00	375.00	375.00		86.02	68.18	68.18	68.18		11.47
n	4					4					4					4

**Table D1.5: Child care market rates for region 5, family and group homes, child as unit of observation**

<b>Infants (0 – 1)</b>																
<b>MONTHLY</b>					<b>WEEKLY</b>				<b>DAILY</b>				<b>HOURLY</b>			
<i>Family</i>																
	<b>Mean</b>	<b>50<sup>th</sup></b>	<b>60<sup>th</sup></b>	<b>75<sup>th</sup></b>	<b>Mean</b>	<b>50<sup>th</sup></b>	<b>60<sup>th</sup></b>	<b>75<sup>th</sup></b>	<b>Mean</b>	<b>50<sup>th</sup></b>	<b>60<sup>th</sup></b>	<b>75<sup>th</sup></b>	<b>Mean</b>	<b>50<sup>th</sup></b>	<b>60<sup>th</sup></b>	<b>75<sup>th</sup></b>
	<b>554.99</b>	<b>390.00</b>	<b>390.00</b>	<b>390.00</b>	<b>97.50</b>	<b>97.50</b>	<b>97.50</b>	<b>97.50</b>	<b>17.73</b>	<b>17.73</b>	<b>17.73</b>	<b>17.73</b>	<b>2.36</b>	<b>2.36</b>	<b>2.36</b>	<b>2.36</b>
c.i. lower	510.91	390.00	390.00	390.00	.	97.50	97.50	97.50	.	17.73	17.73	17.73	.	2.36	2.36	2.36
c.i. upper	599.07	390.00	390.00	390.00	.	97.50	97.50	97.50	.	17.73	17.73	17.73	.	2.36	2.36	2.36
n	3				3				3				3			
<i>Group</i>																
	<b>429.64</b>	<b>544.69</b>	<b>565.64</b>	<b>586.59</b>	<b>107.41</b>	<b>136.17</b>	<b>141.41</b>	<b>146.65</b>	<b>19.53</b>	<b>24.76</b>	<b>25.71</b>	<b>26.66</b>	<b>2.60</b>	<b>3.30</b>	<b>3.43</b>	<b>3.56</b>
c.i. lower	127.79	168.75	168.75	544.69	31.95	42.19	42.19	136.17	5.81	7.67	7.67	24.76	0.77	1.02	1.02	3.30
c.i. upper	731.48	679.41	679.41	679.41	182.87	169.85	169.85	169.85	33.25	30.88	30.88	30.88	4.43	4.12	4.12	4.12
n	5				5				5				5			
<b>Child (1 to 3 years old)</b>																
<b>MONTHLY</b>					<b>WEEKLY</b>				<b>DAILY</b>				<b>HOURLY</b>			
<i>Family</i>																
	<b>Mean</b>	<b>50<sup>th</sup></b>	<b>60<sup>th</sup></b>	<b>75<sup>th</sup></b>	<b>Mean</b>	<b>50<sup>th</sup></b>	<b>60<sup>th</sup></b>	<b>75<sup>th</sup></b>	<b>Mean</b>	<b>50<sup>th</sup></b>	<b>60<sup>th</sup></b>	<b>75<sup>th</sup></b>	<b>Mean</b>	<b>50<sup>th</sup></b>	<b>60<sup>th</sup></b>	<b>75<sup>th</sup></b>
	<b>1548.38</b>	<b>1548.38</b>	<b>2678.57</b>	<b>2678.57</b>	<b>387.09</b>	<b>387.09</b>	<b>669.64</b>	<b>669.64</b>	<b>70.38</b>	<b>70.38</b>	<b>121.75</b>	<b>121.75</b>	<b>9.38</b>	<b>9.38</b>	<b>16.23</b>	<b>16.23</b>
c.i. lower	-12812.11	418.18	418.18	418.18	-3203.03	104.55	104.55	104.55	-582.37	19.01	19.01	19.01	-77.65	2.53	2.53	2.53
c.i. upper	15908.86	2678.57	2678.57	2678.57	3977.22	669.64	669.64	669.64	723.13	121.75	121.75	121.75	96.42	16.23	16.23	16.23
n	2				2				2				2			
<i>Group</i>																
	<b>484.32</b>	<b>534.85</b>	<b>583.33</b>	<b>593.33</b>	<b>121.08</b>	<b>133.71</b>	<b>145.83</b>	<b>148.33</b>	<b>22.01</b>	<b>24.31</b>	<b>26.52</b>	<b>26.97</b>	<b>2.94</b>	<b>3.24</b>	<b>3.54</b>	<b>3.60</b>
c.i. lower	386.52	385.00	412.50	566.25	96.63	96.25	103.13	141.56	17.57	17.50	18.75	25.74	2.34	2.33	2.50	3.43
c.i. upper	582.13	593.33	593.33	950.00	145.53	148.33	148.33	237.50	26.46	26.97	26.97	43.18	3.53	3.60	3.60	5.76
n	24				24				24				24			

**Table D1.5: Child care market rates for region 5, family and group homes, child as unit of observation (*continued*)**

<b>Child (3 to 6 years old)</b>																
<b>MONTHLY</b>					<b>WEEKLY</b>				<b>DAILY</b>				<b>HOURLY</b>			
<i>Family</i>																
	<b>Mean</b>	<b>50<sup>th</sup></b>	<b>60<sup>th</sup></b>	<b>75<sup>th</sup></b>	<b>Mean</b>	<b>50<sup>th</sup></b>	<b>60<sup>th</sup></b>	<b>75<sup>th</sup></b>	<b>Mean</b>	<b>50<sup>th</sup></b>	<b>60<sup>th</sup></b>	<b>75<sup>th</sup></b>	<b>Mean</b>	<b>50<sup>th</sup></b>	<b>60<sup>th</sup></b>	<b>75<sup>th</sup></b>
	<b>451.10</b>	<b>416.44</b>	<b>418.30</b>	<b>562.50</b>	<b>112.78</b>	<b>104.11</b>	<b>104.58</b>	<b>140.63</b>	<b>20.50</b>	<b>18.93</b>	<b>19.01</b>	<b>25.57</b>	<b>2.73</b>	<b>2.52</b>	<b>2.54</b>	<b>3.41</b>
c.i. lower	387.56	360.00	400.00	414.71	96.89	90.00	100.00	103.68	17.62	16.36	18.18	18.85	2.35	2.18	2.42	2.51
c.i. upper	514.64	562.50	600.00	600.00	128.66	140.63	150.00	150.00	23.39	25.57	27.27	27.27	3.12	3.41	3.64	3.64
n	10				10				10				10			
<i>Group</i>																
	<b>675.88</b>	<b>566.25</b>	<b>687.50</b>	<b>773.25</b>	<b>168.97</b>	<b>141.56</b>	<b>171.88</b>	<b>193.31</b>	<b>30.72</b>	<b>25.74</b>	<b>31.25</b>	<b>35.15</b>	<b>4.10</b>	<b>3.43</b>	<b>4.17</b>	<b>4.69</b>
c.i. lower	548.70	483.33	555.56	625.00	137.17	120.83	138.89	156.25	24.94	21.97	25.25	28.41	3.33	2.93	3.37	3.79
c.i. upper	803.07	761.84	773.25	1276.15	200.77	190.46	193.31	319.04	36.50	34.63	35.15	58.01	4.87	4.62	4.69	7.73
n	31				31				31				31			
<b>Child (6 years or older)</b>																
<b>MONTHLY</b>					<b>WEEKLY</b>				<b>DAILY</b>				<b>HOURLY</b>			
<i>Family</i>																
	<b>Mean</b>	<b>50<sup>th</sup></b>	<b>60<sup>th</sup></b>	<b>75<sup>th</sup></b>	<b>Mean</b>	<b>50<sup>th</sup></b>	<b>60<sup>th</sup></b>	<b>75<sup>th</sup></b>	<b>Mean</b>	<b>50<sup>th</sup></b>	<b>60<sup>th</sup></b>	<b>75<sup>th</sup></b>	<b>Mean</b>	<b>50<sup>th</sup></b>	<b>60<sup>th</sup></b>	<b>75<sup>th</sup></b>
	<b>0.00</b>	<b>0.00</b>	<b>0.00</b>	<b>0.00</b>	<b>0.00</b>	<b>0.00</b>	<b>0.00</b>	<b>0.00</b>	<b>0.00</b>	<b>0.00</b>	<b>0.00</b>	<b>0.00</b>	<b>0.00</b>	<b>0.00</b>	<b>0.00</b>	<b>0.00</b>
c.i. lower	0.00	0.00	0.00	0.00	0.00	0.00	0.00	0.00	0.00	0.00	0.00	0.00	0.00	0.00	0.00	0.00
c.i. upper	0.00	0.00	0.00	0.00	0.00	0.00	0.00	0.00	0.00	0.00	0.00	0.00	0.00	0.00	0.00	0.00
n	0				0				0				0			
<i>Group</i>																
	<b>1316.22</b>	<b>1260.81</b>	<b>1475.68</b>	<b>2089.86</b>	<b>329.05</b>	<b>315.20</b>	<b>368.92</b>	<b>522.47</b>	<b>59.83</b>	<b>57.31</b>	<b>67.08</b>	<b>94.99</b>	<b>7.98</b>	<b>7.64</b>	<b>8.94</b>	<b>12.67</b>
c.i. lower	540.96	150.00	1045.95	1045.95	135.24	37.50	261.49	261.49	24.59	6.82	47.54	47.54	3.28	0.91	6.34	6.34
c.i. upper	2091.47	2089.86	2089.86	2089.86	522.87	522.47	522.47	522.47	95.07	94.99	94.99	94.99	12.68	12.67	12.67	12.67
n	6				6				6				6			

**Table D1.6: Child care market rates for region 6, family and group homes, child as unit of observation**

<b>Infants (0 – 1)</b>																
<b>MONTHLY</b>					<b>WEEKLY</b>				<b>DAILY</b>				<b>HOURLY</b>			
<i>Family</i>																
	<b>Mean</b>	<b>50<sup>th</sup></b>	<b>60<sup>th</sup></b>	<b>75<sup>th</sup></b>	<b>Mean</b>	<b>50<sup>th</sup></b>	<b>60<sup>th</sup></b>	<b>75<sup>th</sup></b>	<b>Mean</b>	<b>50<sup>th</sup></b>	<b>60<sup>th</sup></b>	<b>75<sup>th</sup></b>	<b>Mean</b>	<b>50<sup>th</sup></b>	<b>60<sup>th</sup></b>	<b>75<sup>th</sup></b>
	<b>554.99</b>	<b>525.00</b>	<b>525.00</b>	<b>525.00</b>	<b>131.25</b>	<b>131.25</b>	<b>131.25</b>	<b>131.25</b>	<b>23.86</b>	<b>23.86</b>	<b>23.86</b>	<b>23.86</b>	<b>3.18</b>	<b>3.18</b>	<b>3.18</b>	<b>3.18</b>
c.i. lower	510.91	525.00	525.00	525.00	.	131.25	131.25	131.25	.	23.86	23.86	23.86	.	3.18	3.18	3.18
c.i. upper	599.07	525.00	525.00	525.00	.	131.25	131.25	131.25	.	23.86	23.86	23.86	.	3.18	3.18	3.18
n	2				2				2				2			
<i>Group</i>																
	<b>600.00</b>	<b>583.33</b>	<b>583.33</b>	<b>641.67</b>	<b>150.00</b>	<b>145.83</b>	<b>145.83</b>	<b>160.42</b>	<b>27.27</b>	<b>26.52</b>	<b>26.52</b>	<b>29.17</b>	<b>3.64</b>	<b>3.54</b>	<b>3.54</b>	<b>3.89</b>
c.i. lower	573.68	583.33	583.33	583.33	143.42	145.83	145.83	145.83	26.08	26.52	26.52	26.52	3.48	3.54	3.54	3.54
c.i. upper	626.32	641.67	641.67	641.67	156.58	160.42	160.42	160.42	28.47	29.17	29.17	29.17	3.80	3.89	3.89	3.89
n	7				7				7				7			
<b>Child (1 to 3 years old)</b>																
<b>MONTHLY</b>					<b>WEEKLY</b>				<b>DAILY</b>				<b>HOURLY</b>			
<i>Family</i>																
	<b>Mean</b>	<b>50<sup>th</sup></b>	<b>60<sup>th</sup></b>	<b>75<sup>th</sup></b>	<b>Mean</b>	<b>50<sup>th</sup></b>	<b>60<sup>th</sup></b>	<b>75<sup>th</sup></b>	<b>Mean</b>	<b>50<sup>th</sup></b>	<b>60<sup>th</sup></b>	<b>75<sup>th</sup></b>	<b>Mean</b>	<b>50<sup>th</sup></b>	<b>60<sup>th</sup></b>	<b>75<sup>th</sup></b>
	<b>464.58</b>	<b>302.08</b>	<b>481.25</b>	<b>750.00</b>	<b>116.15</b>	<b>75.52</b>	<b>120.31</b>	<b>187.50</b>	<b>21.12</b>	<b>13.73</b>	<b>21.88</b>	<b>34.09</b>	<b>2.82</b>	<b>1.83</b>	<b>2.92</b>	<b>4.55</b>
c.i. lower	201.74	166.67	166.67	166.67	50.43	41.67	41.67	41.67	9.17	7.58	7.58	7.58	1.22	1.01	1.01	1.01
c.i. upper	727.43	1050.00	1050.00	1050.00	181.86	262.50	262.50	262.50	33.06	47.73	47.73	47.73	4.41	6.36	6.36	6.36
n	10				10				10				10			
<i>Group</i>																
	<b>539.09</b>	<b>572.92</b>	<b>583.33</b>	<b>583.33</b>	<b>134.77</b>	<b>143.23</b>	<b>145.83</b>	<b>145.83</b>	<b>24.50</b>	<b>26.04</b>	<b>26.52</b>	<b>26.52</b>	<b>3.27</b>	<b>3.47</b>	<b>3.54</b>	<b>3.54</b>
c.i. lower	504.87	490.00	543.75	583.33	126.22	122.50	135.94	145.83	22.95	22.27	24.72	26.52	3.06	2.97	3.30	3.54
c.i. upper	573.30	583.33	583.33	641.67	143.32	145.83	145.83	160.42	26.06	26.52	26.52	29.17	3.47	3.54	3.54	3.89
n	30				30				30				30			

**Table D1.6: Child care market rates for region 6, family and group homes, child as unit of observation (*continued*)**

<b>Child (3 to 6 years old)</b>																
<b>MONTHLY</b>					<b>WEEKLY</b>				<b>DAILY</b>				<b>HOURLY</b>			
<i>Family</i>																
	<b>Mean</b>	<b>50<sup>th</sup></b>	<b>60<sup>th</sup></b>	<b>75<sup>th</sup></b>	<b>Mean</b>	<b>50<sup>th</sup></b>	<b>60<sup>th</sup></b>	<b>75<sup>th</sup></b>	<b>Mean</b>	<b>50<sup>th</sup></b>	<b>60<sup>th</sup></b>	<b>75<sup>th</sup></b>	<b>Mean</b>	<b>50<sup>th</sup></b>	<b>60<sup>th</sup></b>	<b>75<sup>th</sup></b>
	<b>483.31</b>	<b>525.00</b>	<b>525.00</b>	<b>609.93</b>	<b>120.83</b>	<b>131.25</b>	<b>131.25</b>	<b>152.48</b>	<b>21.97</b>	<b>23.86</b>	<b>23.86</b>	<b>27.72</b>	<b>2.93</b>	<b>3.18</b>	<b>3.18</b>	<b>3.70</b>
c.i. lower	305.33	166.67	166.67	525.00	76.33	41.67	41.67	131.25	13.88	7.58	7.58	23.86	1.85	1.01	1.01	3.18
c.i. upper	661.28	738.28	738.28	738.28	165.32	184.57	184.57	184.57	30.06	33.56	33.56	33.56	4.01	4.47	4.47	4.47
n	8				8				8				8			
<i>Group</i>																
	<b>597.01</b>	<b>550.00</b>	<b>562.50</b>	<b>618.75</b>	<b>149.25</b>	<b>137.50</b>	<b>140.63</b>	<b>154.69</b>	<b>27.14</b>	<b>25.00</b>	<b>25.57</b>	<b>28.13</b>	<b>3.62</b>	<b>3.33</b>	<b>3.41</b>	<b>3.75</b>
c.i. lower	544.46	550.00	550.00	562.50	136.11	137.50	137.50	140.63	24.75	25.00	25.00	25.57	3.30	3.33	3.33	3.41
c.i. upper	649.56	618.75	625.00	853.45	162.39	154.69	156.25	213.36	29.53	28.13	28.41	38.79	3.94	3.75	3.79	5.17
n	28				28				28				28			
<b>Child (6 years or older)</b>																
<b>MONTHLY</b>					<b>WEEKLY</b>				<b>DAILY</b>				<b>HOURLY</b>			
<i>Family</i>																
	<b>Mean</b>	<b>50<sup>th</sup></b>	<b>60<sup>th</sup></b>	<b>75<sup>th</sup></b>	<b>Mean</b>	<b>50<sup>th</sup></b>	<b>60<sup>th</sup></b>	<b>75<sup>th</sup></b>	<b>Mean</b>	<b>50<sup>th</sup></b>	<b>60<sup>th</sup></b>	<b>75<sup>th</sup></b>	<b>Mean</b>	<b>50<sup>th</sup></b>	<b>60<sup>th</sup></b>	<b>75<sup>th</sup></b>
	<b>0.00</b>	<b>0.00</b>	<b>0.00</b>	<b>0.00</b>	<b>0.00</b>	<b>0.00</b>	<b>0.00</b>	<b>0.00</b>	<b>0.00</b>	<b>0.00</b>	<b>0.00</b>	<b>0.00</b>	<b>0.00</b>	<b>0.00</b>	<b>0.00</b>	<b>0.00</b>
c.i. lower	0.00	0.00	0.00	0.00	0.00	0.00	0.00	0.00	0.00	0.00	0.00	0.00	0.00	0.00	0.00	0.00
c.i. upper	0.00	0.00	0.00	0.00	0.00	0.00	0.00	0.00	0.00	0.00	0.00	0.00	0.00	0.00	0.00	0.00
n	0				0				0				0			
<i>Group</i>																
	<b>745.83</b>	<b>550.00</b>	<b>550.00</b>	<b>1406.25</b>	<b>186.46</b>	<b>137.50</b>	<b>137.50</b>	<b>351.56</b>	<b>33.90</b>	<b>12.78</b>	<b>25.00</b>	<b>63.92</b>	<b>4.52</b>	<b>3.33</b>	<b>3.33</b>	<b>8.52</b>
c.i. lower	-713.63	281.25	281.25	281.25	-178.41	70.31	70.31	70.31	-32.44	12.78	12.78	12.78	-4.33	1.70	1.70	1.70
c.i. upper	2205.29	1406.25	1406.25	1406.25	551.32	351.56	351.56	351.56	100.24	63.92	63.92	63.92	13.37	8.52	8.52	8.52
n	3				3				3				3			

**Table D1.7: Child care market rates for region 7, family and group homes, child as unit of observation**

<b>Infants (0 – 1)</b>																
<b>MONTHLY</b>					<b>WEEKLY</b>				<b>DAILY</b>				<b>HOURLY</b>			
<i>Family</i>																
	<b>Mean</b>	<b>50<sup>th</sup></b>	<b>60<sup>th</sup></b>	<b>75<sup>th</sup></b>	<b>Mean</b>	<b>50<sup>th</sup></b>	<b>60<sup>th</sup></b>	<b>75<sup>th</sup></b>	<b>Mean</b>	<b>50<sup>th</sup></b>	<b>60<sup>th</sup></b>	<b>75<sup>th</sup></b>	<b>Mean</b>	<b>50<sup>th</sup></b>	<b>60<sup>th</sup></b>	<b>75<sup>th</sup></b>
	<b>554.99</b>	<b>833.33</b>	<b>885.42</b>	<b>937.50</b>	<b>206.84</b>	<b>208.33</b>	<b>221.35</b>	<b>234.38</b>	<b>37.61</b>	<b>37.88</b>	<b>40.25</b>	<b>42.61</b>	<b>5.01</b>	<b>5.05</b>	<b>5.37</b>	<b>5.68</b>
c.i. lower	510.91	656.25	656.25	833.33	175.41	164.06	164.06	208.33	31.89	29.83	29.83	37.88	4.25	3.98	3.98	5.05
c.i. upper	599.07	1069.44	1069.44	1069.44	238.27	267.36	267.36	267.36	43.32	48.61	48.61	48.61	5.78	6.48	6.48	6.48
n	10				10				10				10			
<i>Group</i>																
	<b>776.67</b>	<b>687.50</b>	<b>822.49</b>	<b>937.50</b>	<b>194.17</b>	<b>171.88</b>	<b>205.62</b>	<b>234.38</b>	<b>35.30</b>	<b>31.25</b>	<b>37.39</b>	<b>42.61</b>	<b>4.71</b>	<b>4.17</b>	<b>4.98</b>	<b>5.68</b>
c.i. lower	695.29	666.67	666.67	687.50	173.82	166.67	166.67	171.88	31.60	30.30	30.30	31.25	4.21	4.04	4.04	4.17
c.i. upper	858.05	937.50	997.98	1029.17	214.51	234.38	249.50	257.29	39.00	42.61	45.36	46.78	5.20	5.68	6.05	6.24
n	15				15				15				15			
<b>Child (1 to 3 years old)</b>																
<b>MONTHLY</b>					<b>WEEKLY</b>				<b>DAILY</b>				<b>HOURLY</b>			
<i>Family</i>																
	<b>Mean</b>	<b>50<sup>th</sup></b>	<b>60<sup>th</sup></b>	<b>75<sup>th</sup></b>	<b>Mean</b>	<b>50<sup>th</sup></b>	<b>60<sup>th</sup></b>	<b>75<sup>th</sup></b>	<b>Mean</b>	<b>50<sup>th</sup></b>	<b>60<sup>th</sup></b>	<b>75<sup>th</sup></b>	<b>Mean</b>	<b>50<sup>th</sup></b>	<b>60<sup>th</sup></b>	<b>75<sup>th</sup></b>
	<b>641.21</b>	<b>614.40</b>	<b>645.83</b>	<b>680.12</b>	<b>160.30</b>	<b>153.60</b>	<b>161.46</b>	<b>170.03</b>	<b>29.15</b>	<b>27.93</b>	<b>29.36</b>	<b>30.91</b>	<b>3.89</b>	<b>3.72</b>	<b>3.91</b>	<b>4.12</b>
c.i. lower	591.15	577.50	586.67	650.00	147.79	144.38	146.67	162.50	26.87	26.25	26.67	29.55	3.58	3.50	3.56	3.94
c.i. upper	691.27	651.04	680.56	857.14	172.82	162.76	170.14	214.29	31.42	29.59	30.93	38.96	4.19	3.95	4.12	5.19
n	40				40				40				40			
<i>Group</i>																
	<b>763.22</b>	<b>669.88</b>	<b>731.71</b>	<b>867.50</b>	<b>190.81</b>	<b>167.47</b>	<b>182.93</b>	<b>216.88</b>	<b>34.69</b>	<b>30.45</b>	<b>33.26</b>	<b>39.43</b>	<b>4.63</b>	<b>4.06</b>	<b>4.43</b>	<b>5.26</b>
c.i. lower	690.76	637.50	666.67	776.39	172.69	159.38	166.67	194.10	31.40	28.98	30.30	35.29	4.19	3.86	4.04	4.71
c.i. upper	835.68	776.39	867.50	937.50	208.92	194.10	216.88	234.38	37.99	35.29	39.43	42.61	5.06	4.71	5.26	5.68
n	58				58				58				58			

**Table D1.7: Child care market rates for region 7, family and group homes, child as unit of observation (*continued*)**

<b>Child (3 to 6 years old)</b>																
<b>MONTHLY</b>					<b>WEEKLY</b>				<b>DAILY</b>				<b>HOURLY</b>			
<i>Family</i>																
	<b>Mean</b>	<b>50<sup>th</sup></b>	<b>60<sup>th</sup></b>	<b>75<sup>th</sup></b>	<b>Mean</b>	<b>50<sup>th</sup></b>	<b>60<sup>th</sup></b>	<b>75<sup>th</sup></b>	<b>Mean</b>	<b>50<sup>th</sup></b>	<b>60<sup>th</sup></b>	<b>75<sup>th</sup></b>	<b>Mean</b>	<b>50<sup>th</sup></b>	<b>60<sup>th</sup></b>	<b>75<sup>th</sup></b>
	<b>569.31</b>	<b>552.83</b>	<b>576.92</b>	<b>636.70</b>	<b>142.33</b>	<b>138.21</b>	<b>144.23</b>	<b>159.18</b>	<b>25.88</b>	<b>25.13</b>	<b>26.22</b>	<b>28.94</b>	<b>3.45</b>	<b>3.35</b>	<b>3.50</b>	<b>3.86</b>
c.i. lower	530.64	549.74	552.83	583.33	132.66	137.44	138.21	145.83	24.12	24.99	25.13	26.52	3.22	3.33	3.35	3.54
c.i. upper	607.98	618.75	636.70	656.25	152.00	154.69	159.18	164.06	27.64	28.13	28.94	29.83	3.68	3.75	3.86	3.98
n	46				46				46				46			
<i>Group</i>																
	<b>777.59</b>	<b>710.94</b>	<b>750.00</b>	<b>873.44</b>	<b>194.40</b>	<b>177.73</b>	<b>187.50</b>	<b>218.36</b>	<b>35.35</b>	<b>1.00</b>	<b>32.32</b>	<b>34.09</b>	<b>4.71</b>	<b>4.31</b>	<b>4.55</b>	<b>5.29</b>
c.i. lower	731.27	666.67	710.94	781.25	182.82	166.67	177.73	195.31	33.24	39.70	30.30	32.32	4.43	4.04	4.31	4.73
c.i. upper	823.91	754.69	833.33	937.50	205.98	188.67	208.33	234.38	37.45	35.51	34.30	37.88	4.99	4.57	5.05	5.68
n	83				83				83				83			
<b>Child (6 years or older)</b>																
<b>MONTHLY</b>					<b>WEEKLY</b>				<b>DAILY</b>				<b>HOURLY</b>			
<i>Family</i>																
	<b>Mean</b>	<b>50<sup>th</sup></b>	<b>60<sup>th</sup></b>	<b>75<sup>th</sup></b>	<b>Mean</b>	<b>50<sup>th</sup></b>	<b>60<sup>th</sup></b>	<b>75<sup>th</sup></b>	<b>Mean</b>	<b>50<sup>th</sup></b>	<b>60<sup>th</sup></b>	<b>75<sup>th</sup></b>	<b>Mean</b>	<b>50<sup>th</sup></b>	<b>60<sup>th</sup></b>	<b>75<sup>th</sup></b>
	<b>1673.61</b>	<b>1666.67</b>	<b>1666.67</b>	<b>1687.50</b>	<b>418.40</b>	<b>416.67</b>	<b>416.67</b>	<b>421.88</b>	<b>76.07</b>	<b>75.76</b>	<b>75.76</b>	<b>76.70</b>	<b>10.14</b>	<b>10.10</b>	<b>10.10</b>	<b>10.23</b>
c.i. lower	1643.73	1666.67	1666.67	1666.67	410.93	416.67	416.67	416.67	74.72	75.76	75.76	75.76	9.96	10.10	10.10	10.10
c.i. upper	1703.49	1687.50	1687.50	1687.50	425.87	421.88	421.88	421.88	77.43	76.70	76.70	76.70	10.32	10.23	10.23	10.23
n	3				3				3				3			
<i>Group</i>																
	<b>632.50</b>	<b>632.50</b>	<b>632.50</b>	<b>632.50</b>	<b>158.13</b>	<b>158.13</b>	<b>158.13</b>	<b>158.13</b>	<b>28.75</b>	<b>28.75</b>	<b>28.75</b>	<b>28.75</b>	<b>3.83</b>	<b>3.83</b>	<b>3.83</b>	<b>3.83</b>
c.i. lower	.	632.50	632.50	632.50	.	158.13	158.13	158.13	.	28.75	28.75	28.75	.	3.83	3.83	3.83
c.i. upper	.	632.50	632.50	632.50	.	158.13	158.13	158.13	.	28.75	28.75	28.75	.	3.83	3.83	3.83
n	2				2				2				2			



## Appendix E

Tables E1.0 – E1.7 (Post Card Data Only, Licensed Providers, Full-Time)

**Table E1.0: Postcard child care market rates for Montana, family and group homes and centers**

<b>Infants (0 – 1)</b>																
<b>MONTHLY</b>					<b>WEEKLY</b>				<b>DAILY</b>				<b>HOURLY</b>			
<i>Family</i>																
	<b>Mean</b>	<b>50<sup>th</sup></b>	<b>60<sup>th</sup></b>	<b>75<sup>th</sup></b>	<b>Mean</b>	<b>50<sup>th</sup></b>	<b>60<sup>th</sup></b>	<b>75<sup>th</sup></b>	<b>Mean</b>	<b>50<sup>th</sup></b>	<b>60<sup>th</sup></b>	<b>75<sup>th</sup></b>	<b>Mean</b>	<b>50<sup>th</sup></b>	<b>60<sup>th</sup></b>	<b>75<sup>th</sup></b>
	<b>884.72</b>	<b>825.00</b>	<b>880.00</b>	<b>900.00</b>	<b>216.10</b>	<b>195.00</b>	<b>200.00</b>	<b>207.50</b>	<b>39.11</b>	<b>37.00</b>	<b>40.00</b>	<b>45.00</b>	<b>5.36</b>	<b>5.23</b>	<b>6.00</b>	<b>6.00</b>
c.i. lower	805.32	770.00	800.00	880.00	161.42	175.00	6.00	200.00	36.43	35.00	36.00	40.00	4.60	4.30	4.30	5.00
c.i. upper	964.11	900.00	900.00	1200.00	270.78	200.00	225.00	695.00	41.78	40.00	40.00	50.00	6.13	7.00	7.00	7.50
n	33				20				55				14			
<i>Group</i>																
	<b>924.60</b>	<b>850.00</b>	<b>900.00</b>	<b>1000.00</b>	<b>242.89</b>	<b>225.00</b>	<b>250.00</b>	<b>266.25</b>	<b>44.47</b>	<b>40.00</b>	<b>45.00</b>	<b>48.41</b>	<b>8.03</b>	<b>7.00</b>	<b>8.00</b>	<b>10.00</b>
c.i. lower	870.82	800.00	850.00	975.00	223.06	210.00	10.00	250.00	42.45	40.00	41.00	45.00	7.07	6.50	6.71	8.00
c.i. upper	978.39	900.00	1000.00	1104.00	262.73	250.00	250.00	300.00	46.49	45.00	45.00	50.00	9.00	8.00	10.00	10.00
n	105				57				160				59			
<i>Center</i>																
	<b>1216.46</b>	<b>1100.00</b>	<b>1171.50</b>	<b>1318.00</b>	<b>290.82</b>	<b>250.00</b>	<b>265.00</b>	<b>320.00</b>	<b>54.88</b>	<b>50.00</b>	<b>54.60</b>	<b>59.00</b>	<b>11.11</b>	<b>7.88</b>	<b>9.00</b>	<b>10.40</b>
c.i. lower	1124.16	1000.00	1050.00	1225.00	253.85	245.00	10.40	255.00	50.72	47.00	50.00	55.00	6.41	6.25	6.42	8.25
c.i. upper	1308.76	1200.00	1280.00	1600.00	327.79	305.00	375.00	530.00	59.05	55.00	55.00	64.00	15.81	10.40	19.63	45.00
n	75				25				74				18			
<b>Toddler (1 to 3 years old)</b>																
<b>MONTHLY</b>					<b>WEEKLY</b>				<b>DAILY</b>				<b>HOURLY</b>			
<i>Family</i>																
	<b>Mean</b>	<b>50<sup>th</sup></b>	<b>60<sup>th</sup></b>	<b>75<sup>th</sup></b>	<b>Mean</b>	<b>50<sup>th</sup></b>	<b>60<sup>th</sup></b>	<b>75<sup>th</sup></b>	<b>Mean</b>	<b>50<sup>th</sup></b>	<b>60<sup>th</sup></b>	<b>75<sup>th</sup></b>	<b>Mean</b>	<b>50<sup>th</sup></b>	<b>60<sup>th</sup></b>	<b>75<sup>th</sup></b>
	<b>867.93</b>	<b>812.50</b>	<b>875.00</b>	<b>900.00</b>	<b>215.10</b>	<b>200.00</b>	<b>200.00</b>	<b>215.00</b>	<b>39.15</b>	<b>37.00</b>	<b>40.00</b>	<b>45.00</b>	<b>5.54</b>	<b>5.45</b>	<b>6.00</b>	<b>7.00</b>
c.i. lower	795.76	775.00	800.00	875.00	163.10	175.00	7.00	200.00	36.55	35.00	36.00	40.00	4.74	4.30	5.00	5.45
c.i. upper	940.11	880.00	900.00	1150.00	267.09	215.00	230.00	250.00	41.76	40.00	45.00	47.00	6.34	7.00	7.50	8.00
n	36				21				57				15			
<i>Group</i>																
	<b>907.88</b>	<b>850.00</b>	<b>900.00</b>	<b>1000.00</b>	<b>236.48</b>	<b>225.00</b>	<b>245.00</b>	<b>250.00</b>	<b>43.75</b>	<b>43.75</b>	<b>45.61</b>	<b>48.41</b>	<b>7.89</b>	<b>41.88</b>	<b>7.75</b>	<b>10.00</b>
c.i. lower	862.18	800.00	850.00	950.00	219.21	205.00	10.00	250.00	41.88	40.00	40.00	45.00	6.94	6.50	6.71	8.00
c.i. upper	953.58	900.00	980.00	1100.00	253.75	250.00	250.00	276.00	45.61	44.00	45.00	50.00	8.85	8.00	10.00	10.00
n	109				58				162				60			
<i>Center</i>																
	<b>1417.92</b>	<b>1100.00</b>	<b>1196.00</b>	<b>1310.00</b>	<b>274.37</b>	<b>250.00</b>	<b>255.00</b>	<b>285.00</b>	<b>52.53</b>	<b>50.00</b>	<b>54.60</b>	<b>57.00</b>	<b>9.44</b>	<b>7.25</b>	<b>8.25</b>	<b>10.00</b>
c.i. lower	1077.37	1000.00	1100.00	1250.00	246.17	225.00	10.00	252.00	49.44	45.00	50.00	55.00	5.75	6.25	6.40	7.50
c.i. upper	1758.46	1200.00	1298.00	1630.00	302.57	275.50	320.00	400.00	55.61	55.00	55.00	64.00	13.12	10.00	10.00	13.22
n	85				27				81				22			

**Table E1.0: Postcard child care market rates for Montana, family and group homes and centers (continued)**

<b>Preschool (3 to 6 years old)</b>																
<b>MONTHLY</b>					<b>WEEKLY</b>				<b>DAILY</b>				<b>HOURLY</b>			
<i>Family</i>																
	<b>Mean</b>	<b>50<sup>th</sup></b>	<b>60<sup>th</sup></b>	<b>75<sup>th</sup></b>	<b>Mean</b>	<b>50<sup>th</sup></b>	<b>60<sup>th</sup></b>	<b>75<sup>th</sup></b>	<b>Mean</b>	<b>50<sup>th</sup></b>	<b>60<sup>th</sup></b>	<b>75<sup>th</sup></b>	<b>Mean</b>	<b>50<sup>th</sup></b>	<b>60<sup>th</sup></b>	<b>75<sup>th</sup></b>
	<b>844.59</b>	<b>800.00</b>	<b>805.00</b>	<b>880.00</b>	<b>211.29</b>	<b>180.00</b>	<b>200.00</b>	<b>200.00</b>	<b>38.26</b>	<b>35.00</b>	<b>40.00</b>	<b>40.00</b>	<b>5.44</b>	<b>5.00</b>	<b>5.73</b>	<b>7.00</b>
c.i. lower	785.28	770.00	800.00	825.00	159.04	175.00	7.00	190.00	35.69	35.00	35.00	40.00	4.67	4.30	5.00	5.00
c.i. upper	903.91	836.00	880.00	1070.00	263.53	200.00	225.00	250.00	40.83	40.00	40.00	45.00	6.21	7.00	7.00	8.00
n	38				21				57				15			
<i>Group</i>																
	<b>850.51</b>	<b>800.00</b>	<b>860.00</b>	<b>936.00</b>	<b>216.56</b>	<b>200.00</b>	<b>220.00</b>	<b>247.50</b>	<b>41.42</b>	<b>40.00</b>	<b>40.00</b>	<b>45.00</b>	<b>7.33</b>	<b>6.50</b>	<b>7.50</b>	<b>10.00</b>
c.i. lower	816.12	790.00	800.00	900.00	203.62	200.00	10.00	225.00	39.77	37.00	40.00	43.00	6.56	6.00	6.50	8.00
c.i. upper	884.91	850.00	900.00	1000.00	229.51	225.00	245.00	275.00	43.06	40.00	43.00	48.00	8.09	8.00	9.00	10.00
n	114				56				163				59			
<i>Center</i>																
	<b>1135.77</b>	<b>945.00</b>	<b>1004.00</b>	<b>1200.00</b>	<b>242.07</b>	<b>225.00</b>	<b>228.50</b>	<b>258.00</b>	<b>46.92</b>	<b>45.00</b>	<b>47.25</b>	<b>55.00</b>	<b>8.37</b>	<b>6.47</b>	<b>7.00</b>	<b>8.88</b>
c.i. lower	903.79	900.00	945.00	1050.00	221.45	200.00	8.88	227.00	44.36	41.00	45.00	50.00	5.41	6.00	6.00	6.60
c.i. upper	1367.75	1034.00	1125.00	1310.00	262.69	250.00	265.00	350.00	49.49	47.50	50.00	57.00	11.34	8.75	9.00	10.85
n	93				30				90				24			
<b>School (6 years old or older)</b>																
<b>MONTHLY</b>					<b>WEEKLY</b>				<b>DAILY</b>				<b>HOURLY</b>			
<i>Family</i>																
	<b>Mean</b>	<b>50<sup>th</sup></b>	<b>60<sup>th</sup></b>	<b>75<sup>th</sup></b>	<b>Mean</b>	<b>50<sup>th</sup></b>	<b>60<sup>th</sup></b>	<b>75<sup>th</sup></b>	<b>Mean</b>	<b>50<sup>th</sup></b>	<b>60<sup>th</sup></b>	<b>75<sup>th</sup></b>	<b>Mean</b>	<b>50<sup>th</sup></b>	<b>60<sup>th</sup></b>	<b>75<sup>th</sup></b>
	<b>815.77</b>	<b>800.00</b>	<b>818.00</b>	<b>900.00</b>	<b>177.63</b>	<b>175.00</b>	<b>178.00</b>	<b>200.00</b>	<b>36.66</b>	<b>35.00</b>	<b>35.00</b>	<b>40.00</b>	<b>5.78</b>	<b>5.00</b>	<b>6.00</b>	<b>7.00</b>
c.i. lower	735.51	735.00	770.00	800.00	162.92	165.00	7.00	175.00	33.48	34.00	35.00	38.00	4.94	5.00	5.00	5.00
c.i. upper	896.03	880.00	900.00	1200.00	192.33	200.00	200.00	225.00	39.84	40.00	40.00	45.00	6.62	7.00	8.00	8.00
n	30				16				48				19			
<i>Group</i>																
	<b>806.20</b>	<b>800.00</b>	<b>825.00</b>	<b>880.00</b>	<b>206.97</b>	<b>200.00</b>	<b>200.00</b>	<b>234.00</b>	<b>39.44</b>	<b>36.00</b>	<b>40.00</b>	<b>45.00</b>	<b>7.30</b>	<b>6.50</b>	<b>7.50</b>	<b>10.00</b>
c.i. lower	762.58	760.00	800.00	850.00	192.98	180.00	10.00	212.50	37.58	35.00	37.00	40.00	6.56	6.00	6.50	8.00
c.i. upper	849.82	825.00	868.00	980.00	220.97	212.50	225.00	275.00	41.30	40.00	40.00	45.00	8.05	8.00	10.00	10.00
n	93				54				152				63			
<i>Center</i>																
	<b>939.11</b>	<b>900.00</b>	<b>950.00</b>	<b>1100.00</b>	<b>223.25</b>	<b>207.50</b>	<b>225.00</b>	<b>261.50</b>	<b>42.22</b>	<b>40.00</b>	<b>45.00</b>	<b>50.00</b>	<b>7.30</b>	<b>5.62</b>	<b>6.40</b>	<b>8.40</b>
c.i. lower	843.81	840.00	895.00	1000.00	192.81	200.00	8.40	225.00	39.06	40.00	40.00	46.00	5.14	4.60	4.60	6.40
c.i. upper	1034.41	975.00	1040.00	1345.00	253.69	250.00	275.00	350.00	45.37	45.00	50.00	56.00	9.45	6.60	8.40	10.00
n	67				28				87				34			

**Table E1.1: Postcard child care market rates for region 1, family and group homes and centers**

<b>Infants (0 – 1)</b>																
<b>MONTHLY</b>					<b>WEEKLY</b>				<b>DAILY</b>				<b>HOURLY</b>			
<i>Family</i>																
	<b>Mean</b>	<b>50<sup>th</sup></b>	<b>60<sup>th</sup></b>	<b>75<sup>th</sup></b>	<b>Mean</b>	<b>50<sup>th</sup></b>	<b>60<sup>th</sup></b>	<b>75<sup>th</sup></b>	<b>Mean</b>	<b>50<sup>th</sup></b>	<b>60<sup>th</sup></b>	<b>75<sup>th</sup></b>	<b>Mean</b>	<b>50<sup>th</sup></b>	<b>60<sup>th</sup></b>	<b>75<sup>th</sup></b>
	<b>900.00</b>	<b>900.00</b>	<b>1000.00</b>	<b>1000.00</b>	<b>225.00</b>	<b>225.00</b>	<b>250.00</b>	<b>250.00</b>	<b>47.50</b>	<b>47.50</b>	<b>50.00</b>	<b>50.00</b>	<b>4.00</b>	<b>4.00</b>	<b>4.00</b>	<b>4.00</b>
c.i. lower	-370.62	800.00	800.00	800.00	-92.66	200.00	4.00	200.00	36.16	35.00	40.00	45.00	.	.	.	.
c.i. upper	2170.62	1000.00	1000.00	1000.00	542.66	250.00	250.00	250.00	58.84	55.00	85.00	85.00	.	.	.	.
n	2				2				10				1			
<i>Group</i>																
	<b>1176.79</b>	<b>1102.00</b>	<b>1200.00</b>	<b>1300.00</b>	<b>289.96</b>	<b>263.00</b>	<b>300.00</b>	<b>309.25</b>	<b>52.20</b>	<b>50.00</b>	<b>50.00</b>	<b>60.00</b>	<b>10.68</b>	<b>7.75</b>	<b>10.00</b>	<b>16.00</b>
c.i. lower	941.35	887.00	887.00	1100.00	237.17	225.00	16.00	250.00	46.05	42.00	45.00	50.00	6.62	6.00	6.50	7.50
c.i. upper	1412.23	1320.00	1320.00	2000.00	342.75	318.50	450.00	450.00	58.36	60.00	62.00	85.00	14.74	20.00	20.00	22.00
n	14				12				28				12			
<i>Center</i>																
	<b>1263.00</b>	<b>1260.00</b>	<b>1270.00</b>	<b>1280.00</b>	<b>300.00</b>	<b>305.00</b>	<b>305.00</b>	<b>320.00</b>	<b>53.22</b>	<b>48.50</b>	<b>54.60</b>	<b>58.00</b>	<b>15.18</b>	<b>7.50</b>	<b>9.25</b>	<b>11.00</b>
c.i. lower	827.50	945.00	945.00	1260.00	243.08	275.00	11.00	275.00	46.42	45.00	45.00	47.00	-5.66	6.00	6.00	7.50
c.i. upper	1698.50	1830.00	1830.00	1830.00	356.92	320.00	320.00	320.00	60.01	61.00	64.00	80.00	36.02	45.00	45.00	45.00
n	5				3				12				5			
<b>Toddler (1 to 3 years old)</b>																
<b>MONTHLY</b>					<b>WEEKLY</b>				<b>DAILY</b>				<b>HOURLY</b>			
<i>Family</i>																
	<b>Mean</b>	<b>50<sup>th</sup></b>	<b>60<sup>th</sup></b>	<b>75<sup>th</sup></b>	<b>Mean</b>	<b>50<sup>th</sup></b>	<b>60<sup>th</sup></b>	<b>75<sup>th</sup></b>	<b>Mean</b>	<b>50<sup>th</sup></b>	<b>60<sup>th</sup></b>	<b>75<sup>th</sup></b>	<b>Mean</b>	<b>50<sup>th</sup></b>	<b>60<sup>th</sup></b>	<b>75<sup>th</sup></b>
	<b>850.00</b>	<b>850.00</b>	<b>900.00</b>	<b>900.00</b>	<b>215.00</b>	<b>215.00</b>	<b>230.00</b>	<b>230.00</b>	<b>47.10</b>	<b>46.00</b>	<b>48.50</b>	<b>50.00</b>	<b>4.00</b>	<b>4.00</b>	<b>4.00</b>	<b>4.00</b>
c.i. lower	214.69	800.00	800.00	800.00	24.41	200.00	4.00	200.00	35.66	35.00	40.00	45.00	.	.	.	.
c.i. upper	1485.31	900.00	900.00	900.00	405.59	230.00	230.00	230.00	58.54	55.00	85.00	85.00	.	.	.	.
n	2				2				10				1			
<i>Group</i>																
	<b>1073.00</b>	<b>1100.00</b>	<b>1102.00</b>	<b>1274.00</b>	<b>268.29</b>	<b>250.00</b>	<b>276.00</b>	<b>309.25</b>	<b>50.17</b>	<b>50.00</b>	<b>50.00</b>	<b>60.00</b>	<b>10.55</b>	<b>7.50</b>	<b>9.00</b>	<b>16.00</b>
c.i. lower	920.30	800.00	1000.00	1100.00	235.40	225.00	16.00	250.00	45.36	42.00	45.00	50.00	6.47	6.00	6.50	7.50
c.i. upper	1225.70	1274.00	1540.00	1540.00	301.18	318.50	350.00	350.00	54.98	55.00	62.00	70.00	14.63	20.00	20.00	22.00
n	15				12				28				12			
<i>Center</i>																
	<b>1207.86</b>	<b>1155.00</b>	<b>1300.00</b>	<b>1340.00</b>	<b>270.67</b>	<b>275.00</b>	<b>275.00</b>	<b>285.00</b>	<b>53.39</b>	<b>50.50</b>	<b>54.60</b>	<b>57.00</b>	<b>14.70</b>	<b>7.50</b>	<b>8.25</b>	<b>9.00</b>
c.i. lower	959.02	945.00	1000.00	1005.00	228.63	252.00	9.00	252.00	47.86	45.00	47.00	50.50	-6.39	6.00	6.00	7.50
c.i. upper	1456.69	1710.00	1710.00	1710.00	312.70	285.00	285.00	285.00	58.92	60.00	65.00	75.00	35.79	45.00	45.00	45.00
n	7				3				13				5			

**Table E1.1: Postcard child care market rates for region 1, family and group homes and centers (continued)**

<b>Preschool (3 to 6 years old)</b>																
<b>MONTHLY</b>					<b>WEEKLY</b>				<b>DAILY</b>				<b>HOURLY</b>			
<i>Family</i>																
	<b>Mean</b>	<b>50<sup>th</sup></b>	<b>60<sup>th</sup></b>	<b>75<sup>th</sup></b>	<b>Mean</b>	<b>50<sup>th</sup></b>	<b>60<sup>th</sup></b>	<b>75<sup>th</sup></b>	<b>Mean</b>	<b>50<sup>th</sup></b>	<b>60<sup>th</sup></b>	<b>75<sup>th</sup></b>	<b>Mean</b>	<b>50<sup>th</sup></b>	<b>60<sup>th</sup></b>	<b>75<sup>th</sup></b>
	<b>800.00</b>	<b>800.00</b>	<b>800.00</b>	<b>800.00</b>	<b>200.00</b>	<b>200.00</b>	<b>200.00</b>	<b>200.00</b>	<b>46.40</b>	<b>42.50</b>	<b>47.50</b>	<b>50.00</b>	<b>4.00</b>	<b>4.00</b>	<b>4.00</b>	<b>4.00</b>
c.i. lower	.	800.00	800.00	800.00	.	200.00	4.00	200.00	34.85	35.00	40.00	40.00	.	.	.	.
c.i. upper	.	800.00	800.00	800.00	.	200.00	200.00	200.00	57.95	55.00	85.00	85.00	.	.	.	.
n	2				2				10				1			
<i>Group</i>																
	<b>995.67</b>	<b>1010.00</b>	<b>1100.00</b>	<b>1200.00</b>	<b>243.13</b>	<b>237.00</b>	<b>250.00</b>	<b>275.00</b>	<b>46.78</b>	<b>45.00</b>	<b>47.00</b>	<b>55.00</b>	<b>8.57</b>	<b>7.25</b>	<b>9.00</b>	<b>10.00</b>
c.i. lower	876.92	800.00	936.00	1010.00	216.82	200.00	10.00	234.00	42.59	40.00	40.00	47.00	5.59	5.50	6.00	7.00
c.i. upper	1114.41	1200.00	1210.00	1274.00	269.43	275.00	300.00	318.50	50.96	50.00	55.00	63.70	11.56	10.00	10.00	22.00
n	15				12				28				12			
<i>Center</i>																
	<b>1088.13</b>	<b>977.50</b>	<b>1050.00</b>	<b>1260.00</b>	<b>248.00</b>	<b>246.00</b>	<b>265.00</b>	<b>270.00</b>	<b>48.32</b>	<b>45.00</b>	<b>47.43</b>	<b>55.00</b>	<b>12.29</b>	<b>6.72</b>	<b>7.00</b>	<b>8.75</b>
c.i. lower	868.86	900.00	900.00	905.00	207.04	225.00	8.75	227.00	43.04	40.00	42.00	45.00	-2.00	5.58	6.00	6.43
c.i. upper	1307.39	1590.00	1590.00	1590.00	288.96	275.00	275.00	275.00	53.61	55.00	65.00	70.00	26.58	40.00	40.00	40.00
n	8				4				15				6			
<b>School (6 years old or older)</b>																
<b>MONTHLY</b>					<b>WEEKLY</b>				<b>DAILY</b>				<b>HOURLY</b>			
<i>Family</i>																
	<b>Mean</b>	<b>50<sup>th</sup></b>	<b>60<sup>th</sup></b>	<b>75<sup>th</sup></b>	<b>Mean</b>	<b>50<sup>th</sup></b>	<b>60<sup>th</sup></b>	<b>75<sup>th</sup></b>	<b>Mean</b>	<b>50<sup>th</sup></b>	<b>60<sup>th</sup></b>	<b>75<sup>th</sup></b>	<b>Mean</b>	<b>50<sup>th</sup></b>	<b>60<sup>th</sup></b>	<b>75<sup>th</sup></b>
	<b>660.00</b>	<b>660.00</b>	<b>800.00</b>	<b>800.00</b>	<b>180.00</b>	<b>180.00</b>	<b>200.00</b>	<b>200.00</b>	<b>44.90</b>	<b>40.00</b>	<b>45.00</b>	<b>50.00</b>	<b>4.50</b>	<b>4.50</b>	<b>5.00</b>	<b>5.00</b>
c.i. lower	-1118.87	520.00	520.00	520.00	-74.12	160.00	5.00	160.00	32.76	30.00	35.00	40.00	-1.85	4.00	4.00	4.00
c.i. upper	2438.87	800.00	800.00	800.00	434.12	200.00	200.00	200.00	57.04	55.00	85.00	85.00	10.85	5.00	5.00	5.00
n	2				2				10				2			
<i>Group</i>																
	<b>982.31</b>	<b>945.00</b>	<b>1100.00</b>	<b>1200.00</b>	<b>235.21</b>	<b>229.50</b>	<b>250.00</b>	<b>275.00</b>	<b>45.40</b>	<b>45.00</b>	<b>46.00</b>	<b>55.00</b>	<b>8.57</b>	<b>7.25</b>	<b>9.00</b>	<b>10.00</b>
c.i. lower	843.53	750.00	845.00	945.00	204.33	195.00	10.00	225.00	41.03	35.00	40.00	45.00	5.59	5.50	6.00	7.00
c.i. upper	1121.08	1210.00	1210.00	1274.00	266.08	275.00	300.00	318.50	49.76	55.00	55.00	63.70	11.56	10.00	10.00	22.00
n	13				12				27				12			
<i>Center</i>																
	<b>897.50</b>	<b>870.00</b>	<b>900.00</b>	<b>1245.00</b>	<b>201.67</b>	<b>265.00</b>	<b>265.00</b>	<b>275.00</b>	<b>43.67</b>	<b>40.00</b>	<b>45.00</b>	<b>53.00</b>	<b>13.02</b>	<b>6.50</b>	<b>6.75</b>	<b>7.00</b>
c.i. lower	31.16	260.00	260.00	840.00	-92.61	65.00	7.00	65.00	34.88	40.00	40.00	40.00	-5.73	5.58	5.58	6.50
c.i. upper	1763.84	1590.00	1590.00	1590.00	495.94	275.00	275.00	275.00	52.46	55.00	65.00	65.00	31.76	40.00	40.00	40.00
n	4				3				11				5			

**Table E1.2: Postcard child care market rates for region 2, family and group homes and centers**

<b>Infants (0 – 1)</b>																
<b>MONTHLY</b>					<b>WEEKLY</b>				<b>DAILY</b>				<b>HOURLY</b>			
<i>Family</i>																
	<b>Mean</b>	<b>50<sup>th</sup></b>	<b>60<sup>th</sup></b>	<b>75<sup>th</sup></b>	<b>Mean</b>	<b>50<sup>th</sup></b>	<b>60<sup>th</sup></b>	<b>75<sup>th</sup></b>	<b>Mean</b>	<b>50<sup>th</sup></b>	<b>60<sup>th</sup></b>	<b>75<sup>th</sup></b>	<b>Mean</b>	<b>50<sup>th</sup></b>	<b>60<sup>th</sup></b>	<b>75<sup>th</sup></b>
	<b>810.00</b>	<b>800.00</b>	<b>840.00</b>	<b>880.00</b>	<b>185.00</b>	<b>185.00</b>	<b>200.00</b>	<b>200.00</b>	<b>36.50</b>	<b>36.50</b>	<b>37.00</b>	<b>40.00</b>	<b>5.33</b>	<b>5.00</b>	<b>5.00</b>	<b>6.00</b>
c.i. lower	708.37	700.00	700.00	800.00	-5.59	170.00	6.00	170.00	31.90	35.00	35.00	36.00	3.90	5.00	5.00	5.00
c.i. upper	911.63	900.00	900.00	900.00	375.59	200.00	200.00	200.00	41.10	45.00	45.00	50.00	6.77	6.00	6.00	6.00
n	5				2				14				3			
<i>Group</i>																
	<b>978.44</b>	<b>963.50</b>	<b>1000.00</b>	<b>1065.00</b>	<b>252.05</b>	<b>258.13</b>	<b>266.25</b>	<b>275.00</b>	<b>46.80</b>	<b>45.00</b>	<b>48.41</b>	<b>55.00</b>	<b>8.87</b>	<b>9.00</b>	<b>10.00</b>	<b>10.00</b>
c.i. lower	905.50	867.00	900.00	975.00	228.96	200.00	10.00	250.00	42.99	40.00	42.00	48.41	7.83	6.87	8.50	9.00
c.i. upper	1051.39	1065.00	1150.00	1298.00	275.14	275.00	300.00	300.00	50.60	50.00	55.00	60.00	9.92	10.00	10.00	10.00
n	18				10				27				9			
<i>Center</i>																
	<b>1083.25</b>	<b>1075.50</b>	<b>1151.00</b>	<b>1175.50</b>	<b>250.00</b>	<b>250.00</b>	<b>250.00</b>	<b>250.00</b>	<b>53.32</b>	<b>55.00</b>	<b>55.00</b>	<b>55.00</b>	<b>10.00</b>	<b>10.00</b>	<b>10.00</b>	<b>10.00</b>
c.i. lower	970.08	946.00	946.00	1000.00	.	.	10.00	.	49.15	50.00	52.50	55.00	.	.	.	.
c.i. upper	1196.42	1298.00	1298.00	1298.00	.	.	.	.	57.50	60.00	63.07	63.07	.	.	.	.
n	8				1				11				1			
<b>Toddler (1 to 3 years old)</b>																
<b>MONTHLY</b>					<b>WEEKLY</b>				<b>DAILY</b>				<b>HOURLY</b>			
<i>Family</i>																
	<b>Mean</b>	<b>50<sup>th</sup></b>	<b>60<sup>th</sup></b>	<b>75<sup>th</sup></b>	<b>Mean</b>	<b>50<sup>th</sup></b>	<b>60<sup>th</sup></b>	<b>75<sup>th</sup></b>	<b>Mean</b>	<b>50<sup>th</sup></b>	<b>60<sup>th</sup></b>	<b>75<sup>th</sup></b>	<b>Mean</b>	<b>50<sup>th</sup></b>	<b>60<sup>th</sup></b>	<b>75<sup>th</sup></b>
	<b>810.00</b>	<b>800.00</b>	<b>840.00</b>	<b>880.00</b>	<b>185.00</b>	<b>185.00</b>	<b>200.00</b>	<b>200.00</b>	<b>35.79</b>	<b>36.50</b>	<b>37.00</b>	<b>40.00</b>	<b>5.33</b>	<b>5.00</b>	<b>5.00</b>	<b>6.00</b>
c.i. lower	708.37	700.00	700.00	800.00	-5.59	170.00	6.00	170.00	31.41	30.00	30.00	36.00	3.90	5.00	5.00	5.00
c.i. upper	911.63	900.00	900.00	900.00	375.59	200.00	200.00	200.00	40.16	45.00	45.00	46.00	6.77	6.00	6.00	6.00
n	5				2				14				3			
<i>Group</i>																
	<b>981.89</b>	<b>975.00</b>	<b>1000.00</b>	<b>1100.00</b>	<b>250.65</b>	<b>258.13</b>	<b>266.25</b>	<b>275.00</b>	<b>46.66</b>	<b>45.00</b>	<b>48.41</b>	<b>55.00</b>	<b>8.82</b>	<b>9.00</b>	<b>10.00</b>	<b>10.00</b>
c.i. lower	911.27	896.00	900.00	975.00	226.86	200.00	10.00	250.00	42.92	40.00	42.00	48.41	7.75	6.87	8.00	9.00
c.i. upper	1052.52	1100.00	1100.00	1200.00	274.44	275.00	300.00	300.00	50.41	50.00	55.00	60.00	9.89	10.00	10.00	10.00
n	19				10				27				9			
<i>Center</i>																
	<b>2015.36</b>	<b>1004.00</b>	<b>1150.00</b>	<b>1200.00</b>	<b>246.00</b>	<b>250.00</b>	<b>250.00</b>	<b>258.00</b>	<b>53.22</b>	<b>55.00</b>	<b>55.00</b>	<b>58.00</b>	<b>7.67</b>	<b>6.60</b>	<b>6.60</b>	<b>10.00</b>
c.i. lower	-99.43	1000.00	1000.00	1000.00	210.17	230.00	10.00	230.00	49.04	46.00	46.00	55.00	2.64	6.40	6.40	6.40
c.i. upper	4130.15	1298.00	11500.00	11500.00	281.83	258.00	258.00	258.00	57.40	60.00	60.00	64.00	12.69	10.00	10.00	10.00
n	11				3				14				3			

**Table E1.2: Postcard child care market rates for region 2, family and group homes and centers (continued)**

<b>Preschool (3 to 6 years old)</b>																
<b>MONTHLY</b>					<b>WEEKLY</b>				<b>DAILY</b>				<b>HOURLY</b>			
<i>Family</i>																
	<b>Mean</b>	<b>50<sup>th</sup></b>	<b>60<sup>th</sup></b>	<b>75<sup>th</sup></b>	<b>Mean</b>	<b>50<sup>th</sup></b>	<b>60<sup>th</sup></b>	<b>75<sup>th</sup></b>	<b>Mean</b>	<b>50<sup>th</sup></b>	<b>60<sup>th</sup></b>	<b>75<sup>th</sup></b>	<b>Mean</b>	<b>50<sup>th</sup></b>	<b>60<sup>th</sup></b>	<b>75<sup>th</sup></b>
	<b>790.00</b>	<b>770.00</b>	<b>825.00</b>	<b>880.00</b>	<b>172.50</b>	<b>172.50</b>	<b>175.00</b>	<b>175.00</b>	<b>34.57</b>	<b>35.00</b>	<b>35.00</b>	<b>40.00</b>	<b>5.33</b>	<b>5.00</b>	<b>5.00</b>	<b>6.00</b>
c.i. lower	670.90	700.00	700.00	770.00	140.73	170.00	6.00	170.00	30.47	30.00	30.00	35.00	3.90	5.00	5.00	5.00
c.i. upper	909.10	900.00	900.00	900.00	204.27	175.00	175.00	175.00	38.68	42.00	42.00	45.00	6.77	6.00	6.00	6.00
n	5				2				14				3			
<i>Group</i>																
	<b>913.10</b>	<b>915.00</b>	<b>946.00</b>	<b>1000.00</b>	<b>236.28</b>	<b>250.00</b>	<b>250.00</b>	<b>250.00</b>	<b>44.03</b>	<b>42.50</b>	<b>45.00</b>	<b>50.00</b>	<b>8.53</b>	<b>9.00</b>	<b>9.00</b>	<b>10.00</b>
c.i. lower	849.88	840.00	900.00	935.00	209.12	200.00	10.00	250.00	41.00	40.00	40.00	45.00	7.22	6.50	6.50	9.00
c.i. upper	976.31	1000.00	1000.00	1159.00	263.44	250.00	300.00	300.00	47.06	50.00	50.00	56.32	9.85	10.00	10.00	10.00
n	21				9				28				8			
<i>Center</i>																
	<b>1647.40</b>	<b>935.00</b>	<b>1002.00</b>	<b>1048.00</b>	<b>237.67</b>	<b>230.00</b>	<b>230.00</b>	<b>258.00</b>	<b>49.27</b>	<b>50.00</b>	<b>50.00</b>	<b>55.00</b>	<b>7.67</b>	<b>6.60</b>	<b>6.60</b>	<b>10.00</b>
c.i. lower	135.95	862.00	890.00	935.00	193.48	225.00	10.00	225.00	45.42	45.00	45.00	50.00	2.64	6.40	6.40	6.40
c.i. upper	3158.85	1048.00	1200.00	11500.00	281.85	258.00	258.00	258.00	53.12	55.00	58.00	64.00	12.69	10.00	10.00	10.00
n	15				3				18				3			
<b>School (6 years old or older)</b>																
<b>MONTHLY</b>					<b>WEEKLY</b>				<b>DAILY</b>				<b>HOURLY</b>			
<i>Family</i>																
	<b>Mean</b>	<b>50<sup>th</sup></b>	<b>60<sup>th</sup></b>	<b>75<sup>th</sup></b>	<b>Mean</b>	<b>50<sup>th</sup></b>	<b>60<sup>th</sup></b>	<b>75<sup>th</sup></b>	<b>Mean</b>	<b>50<sup>th</sup></b>	<b>60<sup>th</sup></b>	<b>75<sup>th</sup></b>	<b>Mean</b>	<b>50<sup>th</sup></b>	<b>60<sup>th</sup></b>	<b>75<sup>th</sup></b>
	<b>774.63</b>	<b>799.25</b>	<b>880.00</b>	<b>890.00</b>	<b>160.00</b>	<b>160.00</b>	<b>170.00</b>	<b>170.00</b>	<b>33.33</b>	<b>32.00</b>	<b>35.00</b>	<b>38.00</b>	<b>6.81</b>	<b>6.50</b>	<b>8.00</b>	<b>8.63</b>
c.i. lower	548.72	600.00	600.00	718.50	32.94	150.00	8.63	150.00	28.60	30.00	30.00	32.00	3.38	5.00	5.00	5.00
c.i. upper	1000.53	900.00	900.00	900.00	287.06	170.00	170.00	170.00	38.07	40.00	45.00	45.00	10.24	9.25	9.25	9.25
n	4				2				12				4			
<i>Group</i>																
	<b>874.62</b>	<b>850.00</b>	<b>910.00</b>	<b>946.00</b>	<b>223.21</b>	<b>236.50</b>	<b>250.00</b>	<b>250.00</b>	<b>41.30</b>	<b>40.00</b>	<b>44.00</b>	<b>49.50</b>	<b>8.64</b>	<b>9.00</b>	<b>10.00</b>	<b>10.00</b>
c.i. lower	818.24	784.00	825.00	850.00	195.27	180.00	10.00	200.00	36.23	38.00	40.00	43.00	7.03	5.50	7.00	9.00
c.i. upper	930.99	1000.00	1000.00	1000.00	251.15	250.00	250.00	250.00	46.37	49.00	50.00	60.00	10.26	10.00	10.00	10.00
n	13				7				20				7			
<i>Center</i>																
	<b>865.75</b>	<b>912.50</b>	<b>935.00</b>	<b>1002.00</b>	<b>207.67</b>	<b>230.00</b>	<b>230.00</b>	<b>258.00</b>	<b>46.63</b>	<b>50.00</b>	<b>50.00</b>	<b>54.00</b>	<b>7.67</b>	<b>6.60</b>	<b>6.60</b>	<b>10.00</b>
c.i. lower	651.94	680.00	680.00	890.00	47.52	135.00	10.00	135.00	39.18	35.00	38.50	50.00	2.64	6.40	6.40	6.40
c.i. upper	1079.56	1200.00	1200.00	1200.00	367.82	258.00	258.00	258.00	54.07	58.00	60.00	64.00	12.69	10.00	10.00	10.00
n	8				3				12				3			

**Table E1.3: Postcard child care market rates for region 3, family and group homes and centers**

<b>Infants (0 – 1)</b>																
<b>MONTHLY</b>					<b>WEEKLY</b>				<b>DAILY</b>				<b>HOURLY</b>			
<i>Family</i>																
	Mean	50 <sup>th</sup>	60 <sup>th</sup>	75 <sup>th</sup>	Mean	50 <sup>th</sup>	60 <sup>th</sup>	75 <sup>th</sup>	Mean	50 <sup>th</sup>	60 <sup>th</sup>	75 <sup>th</sup>	Mean	50 <sup>th</sup>	60 <sup>th</sup>	75 <sup>th</sup>
	.	.	.	.	.	.	.	.	<b>34.00</b>	<b>34.00</b>	<b>35.00</b>	<b>35.00</b>	.	.	.	.
c.i. lower	.	.	.	.	.	.	.	.	21.29	33.00	33.00	33.00	.	.	.	.
c.i. upper	.	.	.	.	.	.	.	.	46.71	35.00	35.00	35.00	.	.	.	.
n	0				0				2				0			
<i>Group</i>																
	<b>672.73</b>	<b>680.00</b>	<b>690.00</b>	<b>725.00</b>	<b>166.67</b>	<b>175.00</b>	<b>175.00</b>	<b>200.00</b>	<b>38.00</b>	<b>39.00</b>	<b>40.00</b>	<b>45.00</b>	<b>5.13</b>	<b>5.13</b>	<b>6.00</b>	<b>6.00</b>
c.i. lower	609.36	600.00	650.00	680.00	71.80	125.00	6.00	125.00	33.92	35.00	35.00	35.00	-5.99	4.25	4.25	4.25
c.i. upper	736.09	800.00	800.00	800.00	261.53	200.00	200.00	200.00	42.08	45.00	45.00	45.00	16.24	6.00	6.00	6.00
n	11				3				11				2			
<i>Center</i>																
	<b>910.71</b>	<b>900.00</b>	<b>1000.00</b>	<b>1000.00</b>	<b>295.00</b>	<b>295.00</b>	<b>340.00</b>	<b>340.00</b>	<b>57.67</b>	<b>50.00</b>	<b>50.00</b>	<b>75.00</b>	<b>8.13</b>	<b>8.13</b>	<b>10.00</b>	<b>10.00</b>
c.i. lower	686.60	600.00	725.00	800.00	-	276.78	250.00	10.00	20.29	48.00	48.00	48.00	-15.70	6.25	6.25	6.25
c.i. upper	1134.83	1350.00	1350.00	1350.00	866.78	340.00	340.00	340.00	95.04	75.00	75.00	75.00	31.95	10.00	10.00	10.00
n	7				2				3				2			
<b>Toddler (1 to 3 years old)</b>																
<b>MONTHLY</b>					<b>WEEKLY</b>				<b>DAILY</b>				<b>HOURLY</b>			
<i>Family</i>																
	Mean	50 <sup>th</sup>	60 <sup>th</sup>	75 <sup>th</sup>	Mean	50 <sup>th</sup>	60 <sup>th</sup>	75 <sup>th</sup>	Mean	50 <sup>th</sup>	60 <sup>th</sup>	75 <sup>th</sup>	Mean	50 <sup>th</sup>	60 <sup>th</sup>	75 <sup>th</sup>
	.	.	.	.	.	.	.	.	<b>34.00</b>	<b>34.00</b>	<b>35.00</b>	<b>35.00</b>	.	.	.	.
c.i. lower	.	.	.	.	.	.	.	.	21.29	33.00	33.00	33.00	.	.	.	.
c.i. upper	.	.	.	.	.	.	.	.	46.71	35.00	35.00	35.00	.	.	.	.
n	0				0				2				0			
<i>Group</i>																
	<b>664.50</b>	<b>680.00</b>	<b>685.00</b>	<b>695.00</b>	<b>166.67</b>	<b>175.00</b>	<b>175.00</b>	<b>200.00</b>	<b>38.00</b>	<b>39.00</b>	<b>40.00</b>	<b>45.00</b>	<b>5.13</b>	<b>5.13</b>	<b>6.00</b>	<b>6.00</b>
c.i. lower	595.67	550.00	600.00	680.00	71.80	125.00	6.00	125.00	33.92	35.00	35.00	35.00	-5.99	4.25	4.25	4.25
c.i. upper	733.33	800.00	800.00	800.00	261.53	200.00	200.00	200.00	42.08	45.00	45.00	45.00	16.24	6.00	6.00	6.00
n	10				3				11				2			
<i>Center</i>																
	<b>835.71</b>	<b>725.00</b>	<b>900.00</b>	<b>1000.00</b>	<b>285.00</b>	<b>285.00</b>	<b>320.00</b>	<b>320.00</b>	<b>53.33</b>	<b>50.00</b>	<b>50.00</b>	<b>75.00</b>	<b>8.13</b>	<b>8.13</b>	<b>10.00</b>	<b>10.00</b>
c.i. lower	623.03	600.00	650.00	725.00	-159.72	250.00	10.00	250.00	3.14	35.00	35.00	35.00	-15.70	6.25	6.25	6.25
c.i. upper	1048.40	1250.00	1250.00	1250.00	729.72	320.00	320.00	320.00	103.53	75.00	75.00	75.00	31.95	10.00	10.00	10.00
n	7				2				3				2			



**Table E1.3: Postcard child care market rates for region 3, family and group homes and centers (continued)**

<b>Preschool (3 to 6 years old)</b>																
<b>MONTHLY</b>					<b>WEEKLY</b>				<b>DAILY</b>				<b>HOURLY</b>			
<i>Family</i>																
	<b>Mean</b>	<b>50<sup>th</sup></b>	<b>60<sup>th</sup></b>	<b>75<sup>th</sup></b>	<b>Mean</b>	<b>50<sup>th</sup></b>	<b>60<sup>th</sup></b>	<b>75<sup>th</sup></b>	<b>Mean</b>	<b>50<sup>th</sup></b>	<b>60<sup>th</sup></b>	<b>75<sup>th</sup></b>	<b>Mean</b>	<b>50<sup>th</sup></b>	<b>60<sup>th</sup></b>	<b>75<sup>th</sup></b>
	.	.	.	.	.	.	.	.	<b>34.00</b>	<b>34.00</b>	<b>35.00</b>	<b>35.00</b>	.	.	.	.
c.i. lower	.	.	.	.	.	.	.	.	21.29	33.00	33.00	33.00	.	.	.	.
c.i. upper	.	.	.	.	.	.	.	.	46.71	35.00	35.00	35.00	.	.	.	.
n	0				0				2				0			
<i>Group</i>																
	<b>650.50</b>	<b>645.00</b>	<b>655.00</b>	<b>680.00</b>	<b>166.67</b>	<b>175.00</b>	<b>175.00</b>	<b>200.00</b>	<b>37.64</b>	<b>36.00</b>	<b>39.00</b>	<b>45.00</b>	<b>5.13</b>	<b>5.13</b>	<b>6.00</b>	<b>6.00</b>
c.i. lower	582.33	550.00	600.00	640.00	71.80	125.00	6.00	125.00	33.57	35.00	35.00	35.00	-5.99	4.25	4.25	4.25
c.i. upper	718.67	800.00	800.00	800.00	261.53	200.00	200.00	200.00	41.70	45.00	45.00	45.00	16.24	6.00	6.00	6.00
n	10				3				11				2			
<i>Center</i>																
	<b>775.00</b>	<b>700.00</b>	<b>800.00</b>	<b>1000.00</b>	<b>250.00</b>	<b>250.00</b>	<b>250.00</b>	<b>250.00</b>	<b>50.00</b>	<b>50.00</b>	<b>50.00</b>	<b>65.00</b>	<b>8.13</b>	<b>8.13</b>	<b>10.00</b>	<b>10.00</b>
c.i. lower	622.21	600.00	650.00	675.00	.	250.00	10.00	250.00	12.74	35.00	35.00	35.00	-	15.70	6.25	6.25
c.i. upper	927.79	1000.00	1000.00	1000.00	.	250.00	250.00	250.00	87.26	65.00	65.00	65.00	31.95	10.00	10.00	10.00
n	7				2				3				2			
<b>School (6 years old or older)</b>																
<b>MONTHLY</b>					<b>WEEKLY</b>				<b>DAILY</b>				<b>HOURLY</b>			
<i>Family</i>																
	<b>Mean</b>	<b>50<sup>th</sup></b>	<b>60<sup>th</sup></b>	<b>75<sup>th</sup></b>	<b>Mean</b>	<b>50<sup>th</sup></b>	<b>60<sup>th</sup></b>	<b>75<sup>th</sup></b>	<b>Mean</b>	<b>50<sup>th</sup></b>	<b>60<sup>th</sup></b>	<b>75<sup>th</sup></b>	<b>Mean</b>	<b>50<sup>th</sup></b>	<b>60<sup>th</sup></b>	<b>75<sup>th</sup></b>
	.	.	.	.	.	.	.	.	<b>35.00</b>	<b>35.00</b>	<b>35.00</b>	<b>35.00</b>	.	.	.	.
c.i. lower	.	.	.	.	.	.	.	.	.	.	.	.	.	.	.	.
c.i. upper	.	.	.	.	.	.	.	.	.	.	.	.	.	.	.	.
n	0				0				1				0			
<i>Group</i>																
	<b>646.43</b>	<b>625.00</b>	<b>650.00</b>	<b>700.00</b>	<b>143.33</b>	<b>175.00</b>	<b>175.00</b>	<b>175.00</b>	<b>36.64</b>	<b>36.00</b>	<b>39.00</b>	<b>45.00</b>	<b>5.13</b>	<b>5.13</b>	<b>6.00</b>	<b>6.00</b>
c.i. lower	570.41	550.00	600.00	600.00	7.08	80.00	6.00	80.00	30.75	33.00	35.00	35.00	-5.99	4.25	4.25	4.25
c.i. upper	722.45	800.00	800.00	800.00	279.58	175.00	175.00	175.00	42.52	45.00	50.00	50.00	16.24	6.00	6.00	6.00
n	7				3				11				2			
<i>Center</i>																
	<b>635.00</b>	<b>650.00</b>	<b>700.00</b>	<b>900.00</b>	<b>237.50</b>	<b>237.50</b>	<b>250.00</b>	<b>250.00</b>	<b>48.33</b>	<b>45.00</b>	<b>45.00</b>	<b>65.00</b>	<b>7.83</b>	<b>7.83</b>	<b>10.00</b>	<b>10.00</b>
c.i. lower	379.49	195.00	400.00	600.00	78.67	225.00	10.00	225.00	10.39	35.00	35.00	35.00	-	19.74	5.66	5.66
c.i. upper	890.51	1000.00	1000.00	1000.00	396.33	250.00	250.00	250.00	86.28	65.00	65.00	65.00	35.40	10.00	10.00	10.00
n	7				2				3				2			

**Table E1.4: Postcard child care market rates for region 4, family and group homes and centers**

<b>Infants (0 – 1)</b>																
<b>MONTHLY</b>					<b>WEEKLY</b>				<b>DAILY</b>				<b>HOURLY</b>			
<i>Family</i>																
	<b>Mean</b>	<b>50<sup>th</sup></b>	<b>60<sup>th</sup></b>	<b>75<sup>th</sup></b>	<b>Mean</b>	<b>50<sup>th</sup></b>	<b>60<sup>th</sup></b>	<b>75<sup>th</sup></b>	<b>Mean</b>	<b>50<sup>th</sup></b>	<b>60<sup>th</sup></b>	<b>75<sup>th</sup></b>	<b>Mean</b>	<b>50<sup>th</sup></b>	<b>60<sup>th</sup></b>	<b>75<sup>th</sup></b>
	<b>1080.86</b>	<b>1000.00</b>	<b>1200.00</b>	<b>1500.00</b>	<b>460.00</b>	<b>460.00</b>	<b>695.00</b>	<b>695.00</b>	<b>46.50</b>	<b>45.00</b>	<b>45.00</b>	<b>52.50</b>	<b>5.00</b>	<b>5.00</b>	<b>5.00</b>	<b>5.00</b>
c.i. lower	752.88	700.00	700.00	900.00	-2525.96	225.00	5.00	225.00	30.67	36.00	36.00	45.00	.	.	.	.
c.i. upper	1408.84	1566.00	1566.00	1566.00	3445.96	695.00	695.00	695.00	62.33	60.00	60.00	60.00	.	.	.	.
n	7				2				4				1			
<i>Group</i>																
	<b>1017.82</b>	<b>895.00</b>	<b>1000.00</b>	<b>1200.00</b>	<b>275.45</b>	<b>240.00</b>	<b>240.00</b>	<b>300.00</b>	<b>51.31</b>	<b>48.00</b>	<b>48.00</b>	<b>60.00</b>	<b>8.22</b>	<b>8.00</b>	<b>10.00</b>	<b>10.00</b>
c.i. lower	862.92	790.00	820.00	950.00	201.59	205.00	10.00	225.00	44.52	40.00	45.00	48.00	6.00	5.00	6.00	8.00
c.i. upper	1172.71	1200.00	1200.00	1900.00	349.31	480.00	480.00	480.00	58.10	55.00	60.00	96.00	10.45	12.00	12.00	12.00
n	22				11				26				9			
<i>Center</i>																
	<b>1496.54</b>	<b>1382.50</b>	<b>1596.00</b>	<b>1920.62</b>	<b>357.50</b>	<b>325.00</b>	<b>400.00</b>	<b>530.00</b>	<b>73.47</b>	<b>64.00</b>	<b>77.00</b>	<b>94.30</b>	<b>13.38</b>	<b>13.94</b>	<b>19.63</b>	<b>19.63</b>
c.i. lower	1308.14	1192.00	1250.00	1596.00	200.30	210.00	19.63	250.00	51.63	45.00	45.00	55.00	1.80	6.00	6.00	8.25
c.i. upper	1684.94	1650.00	2120.00	2330.00	514.70	530.00	530.00	530.00	95.30	111.6	132.50	132.50	24.96	19.63	19.63	19.63
n	28				6				12	0			4			
<b>Toddler (1 to 3 years old)</b>																
<b>MONTHLY</b>					<b>WEEKLY</b>				<b>DAILY</b>				<b>HOURLY</b>			
<i>Family</i>																
	<b>Mean</b>	<b>50<sup>th</sup></b>	<b>60<sup>th</sup></b>	<b>75<sup>th</sup></b>	<b>Mean</b>	<b>50<sup>th</sup></b>	<b>60<sup>th</sup></b>	<b>75<sup>th</sup></b>	<b>Mean</b>	<b>50<sup>th</sup></b>	<b>60<sup>th</sup></b>	<b>75<sup>th</sup></b>	<b>Mean</b>	<b>50<sup>th</sup></b>	<b>60<sup>th</sup></b>	<b>75<sup>th</sup></b>
	<b>996.22</b>	<b>900.00</b>	<b>1000.00</b>	<b>1150.00</b>	<b>460.00</b>	<b>460.00</b>	<b>695.00</b>	<b>695.00</b>	<b>47.20</b>	<b>45.00</b>	<b>47.50</b>	<b>50.00</b>	<b>5.00</b>	<b>5.00</b>	<b>5.00</b>	<b>5.00</b>
c.i. lower	732.00	700.00	700.00	900.00	-2525.96	225.00	5.00	225.00	36.33	36.00	36.00	45.00	.	.	.	.
c.i. upper	1260.44	1500.00	1566.00	1566.00	3445.96	695.00	695.00	695.00	58.07	60.00	60.00	60.00	.	.	.	.
n	9				2				5				1			
<i>Group</i>																
	<b>993.10</b>	<b>895.00</b>	<b>1000.00</b>	<b>1051.25</b>	<b>270.91</b>	<b>240.00</b>	<b>240.00</b>	<b>300.00</b>	<b>50.52</b>	<b>48.00</b>	<b>48.00</b>	<b>55.00</b>	<b>8.22</b>	<b>8.00</b>	<b>10.00</b>	<b>10.00</b>
c.i. lower	852.95	790.00	800.00	950.00	197.10	205.00	10.00	225.00	43.98	40.00	45.00	48.00	6.00	5.00	6.00	8.00
c.i. upper	1133.26	1040.00	1062.50	1900.00	344.71	480.00	480.00	480.00	57.05	50.00	60.00	75.00	10.45	12.00	12.00	12.00
n	24				11				27				9			
<i>Center</i>																
	<b>1443.01</b>	<b>1318.00</b>	<b>1596.00</b>	<b>1756.00</b>	<b>325.42</b>	<b>312.50</b>	<b>400.00</b>	<b>446.25</b>	<b>65.84</b>	<b>64.00</b>	<b>77.00</b>	<b>83.13</b>	<b>9.92</b>	<b>10.74</b>	<b>13.22</b>	<b>13.22</b>
c.i. lower	1282.83	1225.00	1279.00	1596.00	202.81	210.00	13.22	225.00	50.88	45.00	45.00	55.00	3.51	5.00	5.00	8.25
c.i. upper	1603.19	1630.00	1785.00	1975.00	448.03	446.25	446.25	446.25	80.80	89.25	89.25	111.60	16.34	13.22	13.22	13.22
n	31				6				12				4			

**Table E1.4: Postcard child care market rates for region 4, family and group homes and centers (continued)**

<b>Preschool (3 to 6 years old)</b>																
<b>MONTHLY</b>					<b>WEEKLY</b>				<b>DAILY</b>				<b>HOURLY</b>			
<i>Family</i>																
	<b>Mean</b>	<b>50<sup>th</sup></b>	<b>60<sup>th</sup></b>	<b>75<sup>th</sup></b>	<b>Mean</b>	<b>50<sup>th</sup></b>	<b>60<sup>th</sup></b>	<b>75<sup>th</sup></b>	<b>Mean</b>	<b>50<sup>th</sup></b>	<b>60<sup>th</sup></b>	<b>75<sup>th</sup></b>	<b>Mean</b>	<b>50<sup>th</sup></b>	<b>60<sup>th</sup></b>	<b>75<sup>th</sup></b>
	<b>947.00</b>	<b>912.50</b>	<b>1000.00</b>	<b>1070.00</b>	<b>460.00</b>	<b>460.00</b>	<b>695.00</b>	<b>695.00</b>	<b>45.80</b>	<b>45.00</b>	<b>47.50</b>	<b>50.00</b>	<b>5.00</b>	<b>5.00</b>	<b>5.00</b>	<b>5.00</b>
c.i. lower	759.92	700.00	700.00	825.00	-	225.00	5.00	225.00	33.50	34.00	34.00	45.00	.	.	.	.
c.i. upper	1134.08	1325.00	1400.00	1400.00	3445.96	695.00	695.00	695.00	58.10	60.00	60.00	60.00	.	.	.	.
n	10				2				5				1			
<i>Group</i>																
	<b>894.67</b>	<b>45.00</b>	<b>47.50</b>	<b>50.00</b>	<b>230.18</b>	<b>5.00</b>	<b>5.00</b>	<b>5.00</b>	<b>47.15</b>	<b>40.00</b>	<b>45.00</b>	<b>48.00</b>	<b>7.93</b>	<b>8.00</b>	<b>10.00</b>	<b>10.00</b>
c.i. lower	801.60	34.00	34.00	45.00	185.05	.	10.00	.	41.12	40.00	40.00	43.00	5.87	5.00	5.75	8.00
c.i. upper	987.73	60.00	60.00	60.00	275.31	.	.	.	53.18	48.00	55.00	75.00	9.99	11.00	11.00	11.00
n	24				11				27				9			
<i>Center</i>																
	<b>1228.15</b>	<b>1275.00</b>	<b>1310.00</b>	<b>1465.00</b>	<b>274.17</b>	<b>256.25</b>	<b>312.50</b>	<b>366.25</b>	<b>53.08</b>	<b>45.00</b>	<b>57.00</b>	<b>63.00</b>	<b>8.30</b>	<b>8.68</b>	<b>10.85</b>	<b>10.85</b>
c.i. lower	1090.59	975.00	1235.00	1296.00	186.45	200.00	10.85	200.00	39.87	38.00	40.00	45.00	3.51	5.00	5.00	6.50
c.i. upper	1365.72	1318.00	1465.00	1635.76	361.88	366.25	366.25	366.25	66.30	73.25	73.25	102.70	13.09	10.85	10.85	10.85
n	31				6				13				4			
<b>School (6 years old or older)</b>																
<b>MONTHLY</b>					<b>WEEKLY</b>				<b>DAILY</b>				<b>HOURLY</b>			
<i>Family</i>																
	<b>Mean</b>	<b>50<sup>th</sup></b>	<b>60<sup>th</sup></b>	<b>75<sup>th</sup></b>	<b>Mean</b>	<b>50<sup>th</sup></b>	<b>60<sup>th</sup></b>	<b>75<sup>th</sup></b>	<b>Mean</b>	<b>50<sup>th</sup></b>	<b>60<sup>th</sup></b>	<b>75<sup>th</sup></b>	<b>Mean</b>	<b>50<sup>th</sup></b>	<b>60<sup>th</sup></b>	<b>75<sup>th</sup></b>
	<b>889.29</b>	<b>1000.00</b>	<b>1000.00</b>	<b>1200.00</b>	<b>225.00</b>	<b>225.00</b>	<b>225.00</b>	<b>225.00</b>	<b>44.75</b>	<b>42.50</b>	<b>45.00</b>	<b>52.50</b>	<b>5.00</b>	<b>5.00</b>	<b>5.00</b>	<b>5.00</b>
c.i. lower	566.73	300.00	700.00	700.00	.	.	5.00	.	27.06	34.00	34.00	40.00	.	.	.	.
c.i. upper	1211.84	1325.00	1325.00	1325.00	.	.	.	.	62.44	60.00	60.00	60.00	.	.	.	.
n	7				1				4				1			
<i>Group</i>																
	<b>841.55</b>	<b>825.00</b>	<b>855.00</b>	<b>891.50</b>	<b>226.36</b>	<b>200.00</b>	<b>200.00</b>	<b>275.00</b>	<b>44.88</b>	<b>40.00</b>	<b>45.00</b>	<b>48.00</b>	<b>8.05</b>	<b>8.00</b>	<b>10.00</b>	<b>10.00</b>
c.i. lower	712.63	725.00	770.00	850.00	180.72	175.00	10.00	200.00	37.35	38.00	40.00	43.00	6.30	5.50	6.50	8.00
c.i. upper	970.47	868.00	1100.00	1400.00	272.00	350.00	350.00	350.00	52.40	48.00	48.00	88.00	9.79	11.00	11.00	11.00
n	20				11				24				11			
<i>Center</i>																
	<b>1195.59</b>	<b>1250.00</b>	<b>1345.00</b>	<b>1500.00</b>	<b>292.50</b>	<b>312.50</b>	<b>343.75</b>	<b>375.00</b>	<b>50.34</b>	<b>45.00</b>	<b>57.00</b>	<b>60.00</b>	<b>8.43</b>	<b>8.81</b>	<b>11.11</b>	<b>11.11</b>
c.i. lower	976.80	975.00	1230.00	1318.00	182.97	200.00	11.11	312.50	36.96	38.00	40.00	45.00	3.41	5.00	5.00	6.50
c.i. upper	1414.37	1500.00	1500.00	1930.00	402.03	375.00	375.00	375.00	63.71	75.00	75.00	91.00	13.45	11.11	11.11	11.11
n	22				5				13				4			

**Table E1.5: Postcard child care market rates for region 5, family and group homes and centers**

**Infants (0 – 1)**

MONTHLY				WEEKLY				DAILY				HOURLY				
<i>Family</i>																
	Mean	50 <sup>th</sup>	60 <sup>th</sup>	75 <sup>th</sup>	Mean	50 <sup>th</sup>	60 <sup>th</sup>	75 <sup>th</sup>	Mean	50 <sup>th</sup>	60 <sup>th</sup>	75 <sup>th</sup>	Mean	50 <sup>th</sup>	60 <sup>th</sup>	75 <sup>th</sup>
	<b>733.87</b>	<b>825.00</b>	<b>825.00</b>	<b>875.00</b>	<b>149.67</b>	<b>160.00</b>	<b>160.00</b>	<b>175.00</b>	<b>31.96</b>	<b>35.00</b>	<b>35.00</b>	<b>35.00</b>	<b>4.93</b>	<b>4.93</b>	<b>7.00</b>	<b>7.00</b>
c.i. lower	230.34	501.60	501.60	501.60	70.71	114.00	7.00	114.00	25.40	22.80	22.80	35.00	-21.44	2.85	2.85	2.85
c.i. upper	1237.39	875.00	875.00	875.00	228.63	175.00	175.00	175.00	38.52	35.00	35.00	35.00	31.29	7.00	7.00	7.00
n	3				3				5				2			
<i>Group</i>																
	<b>714.29</b>	<b>725.00</b>	<b>750.00</b>	<b>770.00</b>	<b>176.25</b>	<b>177.50</b>	<b>180.00</b>	<b>182.50</b>	<b>37.38</b>	<b>35.00</b>	<b>35.00</b>	<b>38.50</b>	<b>5.67</b>	<b>6.08</b>	<b>6.16</b>	<b>6.58</b>
c.i. lower	652.11	625.00	630.00	700.00	162.66	165.00	6.58	175.00	34.73	35.00	35.00	35.00	3.26	3.50	3.50	6.00
c.i. upper	776.47	800.00	800.00	800.00	189.84	185.00	185.00	185.00	40.02	40.00	45.00	50.00	8.07	7.00	7.00	7.00
n	7				4				16				4			
<i>Center</i>																
	<b>1061.25</b>	<b>1100.00</b>	<b>1100.00</b>	<b>1120.00</b>	<b>277.86</b>	<b>250.00</b>	<b>250.00</b>	<b>375.00</b>	<b>52.75</b>	<b>50.00</b>	<b>52.00</b>	<b>60.00</b>	<b>7.42</b>	<b>6.25</b>	<b>6.25</b>	<b>10.40</b>
c.i. lower	971.16	900.00	900.00	1100.00	215.71	225.00	10.40	245.00	46.81	45.00	48.00	50.00	0.95	5.60	5.60	5.60
c.i. upper	1151.34	1200.00	1200.00	1200.00	340.00	375.00	375.00	375.00	58.69	60.00	60.00	75.00	13.89	10.40	10.40	10.40
n	8				7				16				3			
<b>Toddler (1 to 3 years old)</b>																
MONTHLY				WEEKLY				DAILY				HOURLY				
<i>Family</i>																
	Mean	50 <sup>th</sup>	60 <sup>th</sup>	75 <sup>th</sup>	Mean	50 <sup>th</sup>	60 <sup>th</sup>	75 <sup>th</sup>	Mean	50 <sup>th</sup>	60 <sup>th</sup>	75 <sup>th</sup>	Mean	50 <sup>th</sup>	60 <sup>th</sup>	75 <sup>th</sup>
	<b>733.87</b>	<b>825.00</b>	<b>825.00</b>	<b>875.00</b>	<b>149.67</b>	<b>160.00</b>	<b>160.00</b>	<b>175.00</b>	<b>31.96</b>	<b>35.00</b>	<b>35.00</b>	<b>35.00</b>	<b>4.93</b>	<b>4.93</b>	<b>7.00</b>	<b>7.00</b>
c.i. lower	230.34	501.60	501.60	501.60	70.71	114.00	7.00	114.00	25.40	22.80	22.80	35.00	-21.44	2.85	2.85	2.85
c.i. upper	1237.39	875.00	875.00	875.00	228.63	175.00	175.00	175.00	38.52	35.00	35.00	35.00	31.29	7.00	7.00	7.00
n	3				3				5				2			
<i>Group</i>																
	<b>714.29</b>	<b>725.00</b>	<b>750.00</b>	<b>770.00</b>	<b>176.25</b>	<b>177.50</b>	<b>180.00</b>	<b>182.50</b>	<b>36.13</b>	<b>35.00</b>	<b>35.00</b>	<b>38.50</b>	<b>5.67</b>	<b>6.08</b>	<b>6.16</b>	<b>6.58</b>
c.i. lower	652.11	625.00	630.00	700.00	162.66	165.00	6.58	175.00	34.23	35.00	35.00	35.00	3.26	3.50	3.50	6.00
c.i. upper	776.47	800.00	800.00	800.00	189.84	185.00	185.00	185.00	38.02	40.00	40.00	45.00	8.07	7.00	7.00	7.00
n	7				4				16				4			
<i>Center</i>																
	<b>1048.75</b>	<b>1100.00</b>	<b>1100.00</b>	<b>1120.00</b>	<b>270.71</b>	<b>245.00</b>	<b>250.00</b>	<b>375.00</b>	<b>50.76</b>	<b>50.00</b>	<b>52.00</b>	<b>60.00</b>	<b>6.63</b>	<b>6.25</b>	<b>6.63</b>	<b>7.00</b>
c.i. lower	938.25	900.00	900.00	1100.00	203.15	200.00	7.00	225.00	44.42	40.00	45.00	50.00	3.74	4.50	4.50	6.25
c.i. upper	1159.25	1200.00	1200.00	1200.00	338.28	375.00	375.00	375.00	57.11	60.00	60.00	75.00	9.52	10.40	10.40	10.40
n	8				7				17				5			

**Table E1.5: Postcard child care market rates for region 5, family and group homes and centers (continued)**

<b>Preschool (3 to 6 years old)</b>																
<b>MONTHLY</b>					<b>WEEKLY</b>				<b>DAILY</b>				<b>HOURLY</b>			
<i>Family</i>																
	<b>Mean</b>	<b>50<sup>th</sup></b>	<b>60<sup>th</sup></b>	<b>75<sup>th</sup></b>	<b>Mean</b>	<b>50<sup>th</sup></b>	<b>60<sup>th</sup></b>	<b>75<sup>th</sup></b>	<b>Mean</b>	<b>50<sup>th</sup></b>	<b>60<sup>th</sup></b>	<b>75<sup>th</sup></b>	<b>Mean</b>	<b>50<sup>th</sup></b>	<b>60<sup>th</sup></b>	<b>75<sup>th</sup></b>
	<b>733.87</b>	<b>825.00</b>	<b>825.00</b>	<b>875.00</b>	<b>149.67</b>	<b>160.00</b>	<b>160.00</b>	<b>175.00</b>	<b>31.96</b>	<b>35.00</b>	<b>35.00</b>	<b>35.00</b>	<b>4.93</b>	<b>4.93</b>	<b>7.00</b>	<b>7.00</b>
c.i. lower	230.34	501.60	501.60	501.60	70.71	114.00	7.00	114.00	25.40	22.80	22.80	35.00	-	2.85	2.85	2.85
c.i. upper	1237.39	875.00	875.00	875.00	228.63	175.00	175.00	175.00	38.52	35.00	35.00	35.00	31.29	7.00	7.00	7.00
n	3				3				5				2			
<i>Group</i>																
	<b>688.13</b>	<b>680.00</b>	<b>700.00</b>	<b>747.50</b>	<b>173.75</b>	<b>172.50</b>	<b>180.00</b>	<b>182.50</b>	<b>34.00</b>	<b>34.00</b>	<b>35.00</b>	<b>35.00</b>	<b>5.54</b>	<b>6.08</b>	<b>6.16</b>	<b>6.33</b>
c.i. lower	626.90	625.00	625.00	660.00	157.35	165.00	6.33	165.00	31.78	30.00	32.00	35.00	3.35	3.50	3.50	6.00
c.i. upper	749.35	800.00	800.00	800.00	190.15	185.00	185.00	185.00	36.22	35.00	37.00	45.00	7.73	6.50	6.50	6.50
n	8				4				16				4			
<i>Center</i>																
	<b>925.25</b>	<b>963.50</b>	<b>982.00</b>	<b>1020.00</b>	<b>249.29</b>	<b>225.00</b>	<b>225.00</b>	<b>350.00</b>	<b>45.29</b>	<b>42.00</b>	<b>45.00</b>	<b>50.00</b>	<b>5.81</b>	<b>4.63</b>	<b>5.81</b>	<b>7.00</b>
c.i. lower	823.90	800.00	800.00	945.00	183.59	175.00	7.00	220.00	39.14	36.00	40.00	44.00	3.57	4.50	4.50	4.63
c.i. upper	1026.60	1040.00	1040.00	1040.00	314.98	350.00	350.00	350.00	51.45	50.00	56.00	70.00	8.04	8.40	8.40	8.40
n	8				7				17				5			
<b>School (6 years old or older)</b>																
<b>MONTHLY</b>					<b>WEEKLY</b>				<b>DAILY</b>				<b>HOURLY</b>			
<i>Family</i>																
	<b>Mean</b>	<b>50<sup>th</sup></b>	<b>60<sup>th</sup></b>	<b>75<sup>th</sup></b>	<b>Mean</b>	<b>50<sup>th</sup></b>	<b>60<sup>th</sup></b>	<b>75<sup>th</sup></b>	<b>Mean</b>	<b>50<sup>th</sup></b>	<b>60<sup>th</sup></b>	<b>75<sup>th</sup></b>	<b>Mean</b>	<b>50<sup>th</sup></b>	<b>60<sup>th</sup></b>	<b>75<sup>th</sup></b>
	<b>688.30</b>	<b>688.30</b>	<b>875.00</b>	<b>875.00</b>	<b>144.50</b>	<b>144.50</b>	<b>175.00</b>	<b>175.00</b>	<b>26.56</b>	<b>30.00</b>	<b>30.00</b>	<b>30.00</b>	<b>5.95</b>	<b>7.00</b>	<b>7.00</b>	<b>8.00</b>
c.i. lower	-1683.95	501.60	501.60	501.60	-243.04	114.00	8.00	114.00	16.89	15.00	15.00	30.00	-0.83	2.85	2.85	2.85
c.i. upper	3060.55	875.00	875.00	875.00	532.04	175.00	175.00	175.00	36.23	35.00	35.00	35.00	12.73	8.00	8.00	8.00
n	2				2				5				3			
<i>Group</i>																
	<b>701.67</b>	<b>692.50</b>	<b>725.00</b>	<b>770.00</b>	<b>173.75</b>	<b>172.50</b>	<b>180.00</b>	<b>182.50</b>	<b>33.56</b>	<b>32.50</b>	<b>33.00</b>	<b>35.00</b>	<b>5.54</b>	<b>6.08</b>	<b>6.16</b>	<b>6.33</b>
c.i. lower	623.65	625.00	630.00	660.00	157.35	165.00	6.33	165.00	31.29	30.00	30.00	33.00	3.35	3.50	3.50	6.00
c.i. upper	779.68	800.00	800.00	800.00	190.15	185.00	185.00	185.00	35.83	35.00	37.00	45.00	7.73	6.50	6.50	6.50
n	6				4				16				4			
<i>Center</i>																
	<b>885.83</b>	<b>897.50</b>	<b>900.00</b>	<b>1040.00</b>	<b>234.29</b>	<b>200.00</b>	<b>215.00</b>	<b>350.00</b>	<b>36.68</b>	<b>30.00</b>	<b>40.00</b>	<b>43.00</b>	<b>5.12</b>	<b>4.60</b>	<b>4.60</b>	<b>4.60</b>
c.i. lower	715.57	600.00	840.00	895.00	158.66	150.00	4.60	200.00	30.63	25.00	25.00	40.00	4.24	4.60	4.60	4.60
c.i. upper	1056.10	1040.00	1040.00	1040.00	309.91	350.00	350.00	350.00	42.73	42.00	50.00	70.00	5.99	4.60	4.60	10.00
n	6				7				25				16			

**Table E1.6: Postcard child care market rates for region 6, family and group homes and centers**

<b>Infants (0 – 1)</b>																
<b>MONTHLY</b>					<b>WEEKLY</b>				<b>DAILY</b>				<b>HOURLY</b>			
<i>Family</i>																
	<b>Mean</b>	<b>50<sup>th</sup></b>	<b>60<sup>th</sup></b>	<b>75<sup>th</sup></b>	<b>Mean</b>	<b>50<sup>th</sup></b>	<b>60<sup>th</sup></b>	<b>75<sup>th</sup></b>	<b>Mean</b>	<b>50<sup>th</sup></b>	<b>60<sup>th</sup></b>	<b>75<sup>th</sup></b>	<b>Mean</b>	<b>50<sup>th</sup></b>	<b>60<sup>th</sup></b>	<b>75<sup>th</sup></b>
	<b>787.33</b>	<b>770.00</b>	<b>770.00</b>	<b>880.00</b>	<b>189.60</b>	<b>180.00</b>	<b>190.00</b>	<b>200.00</b>	<b>36.43</b>	<b>35.00</b>	<b>35.00</b>	<b>40.00</b>	<b>5.15</b>	<b>5.45</b>	<b>5.45</b>	<b>6.00</b>
c.i. lower	575.36	712.00	712.00	712.00	168.15	175.00	6.00	180.00	34.17	35.00	35.00	35.00	2.58	4.00	4.00	4.00
c.i. upper	999.31	880.00	880.00	880.00	211.05	215.00	215.00	215.00	38.68	40.00	40.00	40.00	7.72	6.00	6.00	6.00
n	3				5				7				3			
<i>Group</i>																
	<b>845.00</b>	<b>850.00</b>	<b>900.00</b>	<b>940.00</b>	<b>209.00</b>	<b>225.00</b>	<b>235.00</b>	<b>245.00</b>	<b>36.00</b>	<b>35.00</b>	<b>35.00</b>	<b>40.00</b>	<b>6.00</b>	<b>5.00</b>	<b>6.50</b>	<b>6.50</b>
c.i. lower	651.64	700.00	700.00	800.00	153.92	150.00	6.50	225.00	32.87	30.00	35.00	35.00	5.00	5.00	5.00	5.00
c.i. upper	1038.36	980.00	980.00	980.00	264.08	250.00	250.00	250.00	39.13	40.00	45.00	50.00	7.00	8.00	8.00	8.00
n	4				5				17				9			
<i>Center</i>																
	<b>870.00</b>	<b>870.00</b>	<b>900.00</b>	<b>900.00</b>	<b>217.50</b>	<b>217.50</b>	<b>225.00</b>	<b>225.00</b>	<b>40.00</b>	<b>43.50</b>	<b>45.00</b>	<b>45.00</b>	<b>6.50</b>	<b>6.50</b>	<b>7.50</b>	<b>7.50</b>
c.i. lower	488.81	840.00	840.00	840.00	122.20	210.00	7.50	210.00	27.07	28.00	28.00	42.00	-6.21	5.50	5.50	5.50
c.i. upper	1251.19	900.00	900.00	900.00	312.80	225.00	225.00	225.00	52.93	45.00	45.00	45.00	19.21	7.50	7.50	7.50
n	2				2				4				2			
<b>Toddler (1 to 3 years old)</b>																
<b>MONTHLY</b>					<b>WEEKLY</b>				<b>DAILY</b>				<b>HOURLY</b>			
<i>Family</i>																
	<b>Mean</b>	<b>50<sup>th</sup></b>	<b>60<sup>th</sup></b>	<b>75<sup>th</sup></b>	<b>Mean</b>	<b>50<sup>th</sup></b>	<b>60<sup>th</sup></b>	<b>75<sup>th</sup></b>	<b>Mean</b>	<b>50<sup>th</sup></b>	<b>60<sup>th</sup></b>	<b>75<sup>th</sup></b>	<b>Mean</b>	<b>50<sup>th</sup></b>	<b>60<sup>th</sup></b>	<b>75<sup>th</sup></b>
	<b>787.33</b>	<b>770.00</b>	<b>770.00</b>	<b>880.00</b>	<b>189.60</b>	<b>180.00</b>	<b>190.00</b>	<b>200.00</b>	<b>36.43</b>	<b>35.00</b>	<b>35.00</b>	<b>40.00</b>	<b>5.15</b>	<b>5.45</b>	<b>5.45</b>	<b>6.00</b>
c.i. lower	575.36	712.00	712.00	712.00	168.15	175.00	6.00	180.00	34.17	35.00	35.00	35.00	2.58	4.00	4.00	4.00
c.i. upper	999.31	880.00	880.00	880.00	211.05	215.00	215.00	215.00	38.68	40.00	40.00	40.00	7.72	6.00	6.00	6.00
n	3				5				7				3			
<i>Group</i>																
	<b>835.00</b>	<b>850.00</b>	<b>900.00</b>	<b>940.00</b>	<b>207.00</b>	<b>225.00</b>	<b>235.00</b>	<b>245.00</b>	<b>33.97</b>	<b>35.00</b>	<b>35.00</b>	<b>40.00</b>	<b>6.10</b>	<b>5.00</b>	<b>6.50</b>	<b>6.50</b>
c.i. lower	615.47	660.00	660.00	800.00	149.33	150.00	6.50	225.00	32.13	30.00	33.00	35.00	4.68	5.00	5.00	5.00
c.i. upper	1054.53	980.00	980.00	980.00	264.67	250.00	250.00	250.00	35.81	40.00	45.00	50.00	7.52	7.00	8.00	8.00
n	4				5				16				5			
<i>Center</i>																
	<b>870.00</b>	<b>870.00</b>	<b>900.00</b>	<b>900.00</b>	<b>217.50</b>	<b>217.50</b>	<b>225.00</b>	<b>225.00</b>	<b>38.00</b>	<b>42.00</b>	<b>43.50</b>	<b>45.00</b>	<b>6.50</b>	<b>6.50</b>	<b>7.50</b>	<b>7.50</b>
c.i. lower	488.81	840.00	840.00	840.00	122.20	210.00	7.50	210.00	27.65	28.00	28.00	42.00	-6.21	5.50	5.50	5.50
c.i. upper	1251.19	900.00	900.00	900.00	312.80	225.00	225.00	225.00	48.35	45.00	45.00	45.00	19.21	7.50	7.50	7.50
n	2				2				5				2			

**Table E1.6: Postcard child care market rates for region 6, family and group homes and centers (continued)**

<b>Preschool (3 to 6 years old)</b>																
<b>MONTHLY</b>					<b>WEEKLY</b>				<b>DAILY</b>				<b>HOURLY</b>			
<i>Family</i>																
	<b>Mean</b>	<b>50<sup>th</sup></b>	<b>60<sup>th</sup></b>	<b>75<sup>th</sup></b>	<b>Mean</b>	<b>50<sup>th</sup></b>	<b>60<sup>th</sup></b>	<b>75<sup>th</sup></b>	<b>Mean</b>	<b>50<sup>th</sup></b>	<b>60<sup>th</sup></b>	<b>75<sup>th</sup></b>	<b>Mean</b>	<b>50<sup>th</sup></b>	<b>60<sup>th</sup></b>	<b>75<sup>th</sup></b>
	<b>720.00</b>	<b>720.00</b>	<b>740.00</b>	<b>740.00</b>	<b>180.00</b>	<b>180.00</b>	<b>185.00</b>	<b>185.00</b>	<b>35.00</b>	<b>35.00</b>	<b>36.00</b>	<b>37.00</b>	<b>6.00</b>	<b>6.00</b>	<b>6.00</b>	<b>6.00</b>
c.i. lower	575.36	712.00	712.00	712.00	168.15	175.00	6.00	180.00	34.17	35.00	35.00	35.00	2.58	4.00	4.00	4.00
c.i. upper	999.31	880.00	880.00	880.00	211.05	215.00	215.00	215.00	38.68	40.00	40.00	40.00	7.72	6.00	6.00	6.00
n	3				5				7				3			
<i>Group</i>																
	<b>810.00</b>	<b>800.00</b>	<b>900.00</b>	<b>940.00</b>	<b>190.00</b>	<b>195.00</b>	<b>225.00</b>	<b>235.00</b>	<b>33.81</b>	<b>34.00</b>	<b>35.00</b>	<b>35.00</b>	<b>5.83</b>	<b>5.00</b>	<b>6.00</b>	<b>6.50</b>
c.i. lower	564.17	660.00	660.00	700.00	102.36	125.00	6.50	165.00	31.32	30.00	32.00	35.00	4.97	5.00	5.00	5.00
c.i. upper	1055.83	980.00	980.00	980.00	277.64	245.00	245.00	245.00	36.31	35.00	38.00	45.00	6.69	7.00	8.00	8.00
n	4				4				16				9			
<i>Center</i>																
	<b>720.00</b>	<b>720.00</b>	<b>740.00</b>	<b>740.00</b>	<b>180.00</b>	<b>180.00</b>	<b>185.00</b>	<b>185.00</b>	<b>35.00</b>	<b>35.00</b>	<b>36.00</b>	<b>37.00</b>	<b>5.75</b>	<b>5.75</b>	<b>6.00</b>	<b>6.00</b>
c.i. lower	465.88	700.00	700.00	700.00	116.47	175.00	6.00	175.00	26.72	28.00	28.00	35.00	2.57	5.50	5.50	5.50
c.i. upper	974.12	740.00	740.00	740.00	243.53	185.00	185.00	185.00	43.28	45.00	45.00	45.00	8.93	6.00	6.00	6.00
n	2				2				5				2			
<b>School (6 years old or older)</b>																
<b>MONTHLY</b>					<b>WEEKLY</b>				<b>DAILY</b>				<b>HOURLY</b>			
<i>Family</i>																
	<b>Mean</b>	<b>50<sup>th</sup></b>	<b>60<sup>th</sup></b>	<b>75<sup>th</sup></b>	<b>Mean</b>	<b>50<sup>th</sup></b>	<b>60<sup>th</sup></b>	<b>75<sup>th</sup></b>	<b>Mean</b>	<b>50<sup>th</sup></b>	<b>60<sup>th</sup></b>	<b>75<sup>th</sup></b>	<b>Mean</b>	<b>50<sup>th</sup></b>	<b>60<sup>th</sup></b>	<b>75<sup>th</sup></b>
	<b>787.33</b>	<b>770.00</b>	<b>770.00</b>	<b>880.00</b>	<b>192.00</b>	<b>189.00</b>	<b>200.00</b>	<b>207.50</b>	<b>35.83</b>	<b>35.00</b>	<b>35.00</b>	<b>40.00</b>	<b>4.86</b>	<b>4.73</b>	<b>5.45</b>	<b>5.73</b>
c.i. lower	575.36	712.00	712.00	712.00	161.84	175.00	5.73	178.00	31.88	30.00	35.00	35.00	3.24	4.00	4.00	4.00
c.i. upper	999.31	880.00	880.00	880.00	222.16	215.00	215.00	215.00	39.78	40.00	40.00	40.00	6.49	6.00	6.00	6.00
n	3				4				6				4			
<i>Group</i>																
	<b>772.50</b>	<b>755.00</b>	<b>810.00</b>	<b>895.00</b>	<b>180.63</b>	<b>176.25</b>	<b>202.50</b>	<b>223.75</b>	<b>32.97</b>	<b>32.50</b>	<b>35.00</b>	<b>35.00</b>	<b>5.94</b>	<b>6.00</b>	<b>6.50</b>	<b>6.50</b>
c.i. lower	513.51	600.00	600.00	700.00	95.16	125.00	6.50	150.00	30.85	30.00	30.00	33.00	5.05	5.00	5.00	6.00
c.i. upper	1031.49	980.00	980.00	980.00	266.09	245.00	245.00	245.00	35.08	35.00	35.00	40.50	6.83	7.00	8.00	8.00
n	4				4				16				9			
<i>Center</i>																
	<b>720.00</b>	<b>720.00</b>	<b>740.00</b>	<b>740.00</b>	<b>180.00</b>	<b>180.00</b>	<b>185.00</b>	<b>185.00</b>	<b>35.00</b>	<b>35.00</b>	<b>36.00</b>	<b>37.00</b>	<b>6.00</b>	<b>6.00</b>	<b>6.00</b>	<b>6.00</b>
c.i. lower	465.88	700.00	700.00	700.00	116.47	175.00	6.00	175.00	26.72	28.00	28.00	35.00	.	.	.	.
c.i. upper	974.12	740.00	740.00	740.00	243.53	185.00	185.00	185.00	43.28	45.00	45.00	45.00	.	.	.	.
n	2				2				5				1			

**Table E1.7: Postcard child care market rates for region 7, family and group homes and centers**

<b>Infants (0 – 1)</b>																
<b>MONTHLY</b>					<b>WEEKLY</b>				<b>DAILY</b>				<b>HOURLY</b>			
<i>Family</i>																
	<b>Mean</b>	<b>50<sup>th</sup></b>	<b>60<sup>th</sup></b>	<b>75<sup>th</sup></b>	<b>Mean</b>	<b>50<sup>th</sup></b>	<b>60<sup>th</sup></b>	<b>75<sup>th</sup></b>	<b>Mean</b>	<b>50<sup>th</sup></b>	<b>60<sup>th</sup></b>	<b>75<sup>th</sup></b>	<b>Mean</b>	<b>50<sup>th</sup></b>	<b>60<sup>th</sup></b>	<b>75<sup>th</sup></b>
	<b>862.77</b>	<b>800.00</b>	<b>836.00</b>	<b>900.00</b>	<b>197.50</b>	<b>195.00</b>	<b>200.00</b>	<b>200.00</b>	<b>38.15</b>	<b>38.00</b>	<b>40.00</b>	<b>40.00</b>	<b>6.20</b>	<b>6.50</b>	<b>7.00</b>	<b>7.25</b>
c.i. lower	766.33	770.00	775.00	800.00	167.49	170.00	7.25	190.00	34.79	35.00	35.00	38.00	3.95	4.30	4.30	6.00
c.i. upper	959.21	900.00	1050.00	1300.00	227.51	250.00	250.00	250.00	41.52	40.00	45.00	50.00	8.45	7.50	7.50	7.50
n	13				6				13				4			
<i>Group</i>																
	<b>856.02</b>	<b>800.00</b>	<b>875.00</b>	<b>900.00</b>	<b>213.75</b>	<b>210.00</b>	<b>220.00</b>	<b>225.00</b>	<b>40.80</b>	<b>40.00</b>	<b>40.00</b>	<b>45.00</b>	<b>7.51</b>	<b>8.00</b>	<b>8.00</b>	<b>10.00</b>
c.i. lower	806.25	800.00	800.00	875.00	199.66	200.00	10.00	200.00	37.53	35.00	36.00	40.00	6.14	6.00	6.00	8.00
c.i. upper	905.79	900.00	950.00	1083.00	227.84	225.00	250.00	250.00	44.07	44.00	45.00	45.00	8.87	10.00	10.00	10.00
n	29				12				35				14			
<i>Center</i>																
	<b>1043.85</b>	<b>1034.00</b>	<b>1050.00</b>	<b>1100.00</b>	<b>251.38</b>	<b>252.50</b>	<b>255.00</b>	<b>265.25</b>	<b>48.59</b>	<b>47.50</b>	<b>50.00</b>	<b>53.75</b>	<b>9.00</b>	<b>9.00</b>	<b>9.00</b>	<b>9.00</b>
c.i. lower	949.72	990.00	1006.42	1050.00	218.34	225.00	9.00	250.00	45.11	45.00	45.00	48.00	.	.	.	.
c.i. upper	1137.98	1100.00	1225.00	1500.00	284.41	275.50	275.50	275.50	52.07	55.00	55.00	60.00	.	.	.	.
n	17				4				16				1			
<b>Toddler (1 to 3 years old)</b>																
<b>MONTHLY</b>					<b>WEEKLY</b>				<b>DAILY</b>				<b>HOURLY</b>			
<i>Family</i>																
	<b>Mean</b>	<b>50<sup>th</sup></b>	<b>60<sup>th</sup></b>	<b>75<sup>th</sup></b>	<b>Mean</b>	<b>50<sup>th</sup></b>	<b>60<sup>th</sup></b>	<b>75<sup>th</sup></b>	<b>Mean</b>	<b>50<sup>th</sup></b>	<b>60<sup>th</sup></b>	<b>75<sup>th</sup></b>	<b>Mean</b>	<b>50<sup>th</sup></b>	<b>60<sup>th</sup></b>	<b>75<sup>th</sup></b>
	<b>854.71</b>	<b>818.00</b>	<b>850.00</b>	<b>900.00</b>	<b>200.00</b>	<b>200.00</b>	<b>200.00</b>	<b>235.00</b>	<b>38.64</b>	<b>39.00</b>	<b>40.00</b>	<b>40.00</b>	<b>6.56</b>	<b>7.00</b>	<b>7.25</b>	<b>7.50</b>
c.i. lower	770.37	770.00	770.00	800.00	168.52	150.00	7.50	190.00	35.38	35.00	35.00	38.00	4.74	4.30	4.30	7.00
c.i. upper	939.06	900.00	900.00	1300.00	231.48	250.00	250.00	250.00	41.91	45.00	45.00	50.00	8.38	8.00	8.00	8.00
n	14				7				14				5			
<i>Group</i>																
	<b>846.28</b>	<b>825.00</b>	<b>877.50</b>	<b>900.00</b>	<b>213.08</b>	<b>220.00</b>	<b>220.00</b>	<b>225.00</b>	<b>40.34</b>	<b>38.00</b>	<b>40.00</b>	<b>45.00</b>	<b>7.17</b>	<b>7.00</b>	<b>7.50</b>	<b>10.00</b>
c.i. lower	800.91	800.00	800.00	875.00	199.26	190.00	10.00	220.00	37.11	35.00	36.00	40.00	5.85	5.00	6.25	7.00
c.i. upper	891.66	880.00	900.00	1000.00	226.90	225.00	250.00	250.00	43.56	43.00	45.00	45.00	8.50	10.00	10.00	10.00
n	30				13				36				15			
<i>Center</i>																
	<b>1536.08</b>	<b>1025.00</b>	<b>1050.00</b>	<b>1125.00</b>	<b>251.38</b>	<b>252.50</b>	<b>255.00</b>	<b>265.25</b>	<b>47.79</b>	<b>47.00</b>	<b>50.00</b>	<b>52.50</b>	<b>9.00</b>	<b>9.00</b>	<b>9.00</b>	<b>9.00</b>
c.i. lower	428.15	945.00	966.58	1025.00	218.34	225.00	9.00	250.00	44.56	45.00	45.00	48.00	.	.	.	.
c.i. upper	2644.02	1125.00	1225.00	1400.00	284.41	275.50	275.50	275.50	51.02	52.50	55.00	59.00	.	.	.	.
n	19				4				17				1			



**Table E1.7: Postcard child care market rates for region 7, family and group homes and centers (continued)**

<b>Preschool (3 to 6 years old)</b>																
<b>MONTHLY</b>					<b>WEEKLY</b>				<b>DAILY</b>				<b>HOURLY</b>			
<i>Family</i>																
	<b>Mean</b>	<b>50<sup>th</sup></b>	<b>60<sup>th</sup></b>	<b>75<sup>th</sup></b>	<b>Mean</b>	<b>50<sup>th</sup></b>	<b>60<sup>th</sup></b>	<b>75<sup>th</sup></b>	<b>Mean</b>	<b>50<sup>th</sup></b>	<b>60<sup>th</sup></b>	<b>75<sup>th</sup></b>	<b>Mean</b>	<b>50<sup>th</sup></b>	<b>60<sup>th</sup></b>	<b>75<sup>th</sup></b>
	<b>834.07</b>	<b>800.00</b>	<b>800.00</b>	<b>836.00</b>	<b>196.43</b>	<b>190.00</b>	<b>200.00</b>	<b>235.00</b>	<b>37.21</b>	<b>36.50</b>	<b>40.00</b>	<b>40.00</b>	<b>6.26</b>	<b>7.00</b>	<b>7.00</b>	<b>7.00</b>
c.i. lower	755.20	770.00	775.00	800.00	163.76	150.00	7.00	175.00	34.38	35.00	35.00	35.00	4.34	4.30	4.30	7.00
c.i. upper	912.94	836.00	950.00	1300.00	229.10	250.00	250.00	250.00	40.05	40.00	40.00	45.00	8.18	8.00	8.00	8.00
n	15				7				14				5			
<i>Group</i>																
	<b>816.45</b>	<b>800.00</b>	<b>825.00</b>	<b>880.00</b>	<b>199.73</b>	<b>194.00</b>	<b>200.00</b>	<b>220.00</b>	<b>38.83</b>	<b>36.00</b>	<b>38.00</b>	<b>40.00</b>	<b>6.99</b>	<b>6.00</b>	<b>7.25</b>	<b>10.00</b>
c.i. lower	773.26	770.00	800.00	825.00	185.21	175.00	10.00	194.00	36.09	35.00	35.00	38.00	5.63	5.00	6.00	6.00
c.i. upper	859.65	880.00	880.00	937.00	214.25	220.00	225.00	250.00	41.57	40.00	40.00	45.00	8.36	10.00	10.00	10.00
n	32				13				37				15			
<i>Center</i>																
	<b>903.22</b>	<b>892.50</b>	<b>926.83</b>	<b>990.00</b>	<b>217.83</b>	<b>212.50</b>	<b>225.00</b>	<b>227.00</b>	<b>43.50</b>	<b>43.00</b>	<b>45.00</b>	<b>48.00</b>	<b>7.13</b>	<b>7.13</b>	<b>9.00</b>	<b>9.00</b>
c.i. lower	837.29	840.00	850.00	900.00	194.50	200.00	9.00	200.00	40.26	40.00	40.00	43.00	-	16.70	5.25	5.25
c.i. upper	969.15	990.00	1034.00	1125.00	241.16	255.00	255.00	255.00	46.74	48.00	50.00	55.00	30.95	9.00	9.00	9.00
n	22				6				19				2			
<b>School (6 years old or older)</b>																
<b>MONTHLY</b>					<b>WEEKLY</b>				<b>DAILY</b>				<b>HOURLY</b>			
<i>Family</i>																
	<b>Mean</b>	<b>50<sup>th</sup></b>	<b>60<sup>th</sup></b>	<b>75<sup>th</sup></b>	<b>Mean</b>	<b>50<sup>th</sup></b>	<b>60<sup>th</sup></b>	<b>75<sup>th</sup></b>	<b>Mean</b>	<b>50<sup>th</sup></b>	<b>60<sup>th</sup></b>	<b>75<sup>th</sup></b>	<b>Mean</b>	<b>50<sup>th</sup></b>	<b>60<sup>th</sup></b>	<b>75<sup>th</sup></b>
	<b>840.92</b>	<b>800.00</b>	<b>800.00</b>	<b>868.00</b>	<b>176.00</b>	<b>175.00</b>	<b>182.50</b>	<b>190.00</b>	<b>34.90</b>	<b>35.00</b>	<b>35.00</b>	<b>38.00</b>	<b>6.26</b>	<b>7.00</b>	<b>7.00</b>	<b>7.00</b>
c.i. lower	737.71	770.00	770.00	800.00	151.40	150.00	7.00	175.00	32.11	30.00	33.00	35.00	4.34	4.30	4.30	7.00
c.i. upper	944.12	900.00	950.00	1300.00	200.60	200.00	200.00	200.00	37.69	40.00	40.00	40.00	8.18	8.00	8.00	8.00
n	12				5				10				5			
<i>Group</i>																
	<b>739.36</b>	<b>767.50</b>	<b>800.00</b>	<b>850.00</b>	<b>188.77</b>	<b>187.50</b>	<b>194.00</b>	<b>212.50</b>	<b>36.82</b>	<b>35.00</b>	<b>35.00</b>	<b>40.00</b>	<b>6.79</b>	<b>6.00</b>	<b>6.50</b>	<b>10.00</b>
c.i. lower	672.55	690.00	760.00	800.00	173.60	165.00	10.00	187.50	33.84	34.00	35.00	36.00	5.50	5.00	5.00	6.00
c.i. upper	806.17	800.00	875.00	900.00	203.94	220.00	220.00	225.00	39.80	40.00	40.00	45.00	8.08	10.00	10.00	10.00
n	30				13				38				18			
<i>Center</i>																
	<b>827.87</b>	<b>845.00</b>	<b>900.00</b>	<b>950.00</b>	<b>180.92</b>	<b>200.00</b>	<b>200.00</b>	<b>225.00</b>	<b>41.19</b>	<b>44.00</b>	<b>45.00</b>	<b>47.50</b>	<b>7.58</b>	<b>8.50</b>	<b>8.50</b>	<b>9.00</b>
c.i. lower	738.91	640.00	800.00	850.00	120.48	95.50	9.00	200.00	36.30	37.00	40.00	45.00	2.53	5.25	5.25	5.25
c.i. upper	916.82	950.00	990.00	1100.00	241.36	240.00	240.00	240.00	46.09	47.50	50.00	55.00	12.64	9.00	9.00	9.00
n	18				6				18				3			

## Appendix F

Table F1.0 (Post Card Data Only, Family, Friend and Neighbor and Relative Care Exempt, Full-Time)

**Table F1.0: Postcard child care market rates for Montana, FFN and RCE Only**

<b>Infants (0 to 1)</b>																	
<b>MONTHLY</b>				<b>WEEKLY</b>				<b>DAILY</b>				<b>HOURLY</b>					
<i>FFN</i>																	
	<b>Mean</b>	<b>50<sup>th</sup></b>	<b>60<sup>th</sup></b>	<b>75<sup>th</sup></b>	<b>Mean</b>	<b>50<sup>th</sup></b>	<b>60<sup>th</sup></b>	<b>75<sup>th</sup></b>	<b>Mean</b>	<b>50<sup>th</sup></b>	<b>60<sup>th</sup></b>	<b>75<sup>th</sup></b>	<b>Mean</b>	<b>50<sup>th</sup></b>	<b>60<sup>th</sup></b>	<b>75<sup>th</sup></b>	
	<b>1231.25</b>	<b>1050.00</b>	<b>1150.00</b>	<b>1575.00</b>	<b>400.00</b>	<b>400.00</b>	<b>500.00</b>	<b>500.00</b>	<b>52.42</b>	<b>50.00</b>	<b>60.00</b>	<b>60.00</b>	<b>11.00</b>	<b>11.00</b>	<b>12.00</b>	<b>13.50</b>	
c.i. lower	388.39	825.00	825.00	950.00	-870.62	300.00	13.50	300.00	35.82	32.00	35.00	50.00	5.64	7.00	7.00	10.00	
c.i. upper	2074.11	2000.00	2000.00	2000.00	1670.62	500.00	500.00	500.00	69.02	60.00	100.00	100.00	16.36	15.00	15.00	15.00	
n	4				2				9				4				
<i>RCE</i>																	
	<b>1263.75</b>	<b>775.00</b>	<b>800.00</b>	<b>1350.00</b>	<b>315.00</b>	<b>180.00</b>	<b>185.00</b>	<b>220.00</b>	<b>53.14</b>	<b>35.00</b>	<b>37.00</b>	<b>40.00</b>	<b>14.78</b>	<b>15.00</b>	<b>15.00</b>	<b>18.75</b>	
c.i. lower	300.56	660.00	660.00	750.00	-38.08	150.00	18.75	175.00	10.58	30.00	30.00	35.00	7.92	7.00	7.00	15.00	
c.i. upper	2226.94	4000.00	4000.00	4000.00	668.08	1000.00	1000.00	1000.00	95.69	45.00	200.00	200.00	21.64	30.00	30.00	30.00	
n	8				6				9				8				
<b>Toddler (1 to 3 years old)</b>																	
<b>MONTHLY</b>				<b>WEEKLY</b>				<b>DAILY</b>				<b>HOURLY</b>					
<i>FFN</i>																	
	<b>Mean</b>	<b>50<sup>th</sup></b>	<b>60<sup>th</sup></b>	<b>75<sup>th</sup></b>	<b>Mean</b>	<b>50<sup>th</sup></b>	<b>60<sup>th</sup></b>	<b>75<sup>th</sup></b>	<b>Mean</b>	<b>50<sup>th</sup></b>	<b>60<sup>th</sup></b>	<b>75<sup>th</sup></b>	<b>Mean</b>	<b>50<sup>th</sup></b>	<b>60<sup>th</sup></b>	<b>75<sup>th</sup></b>	
	<b>1118.75</b>	<b>875.00</b>	<b>950.00</b>	<b>1475.00</b>	<b>350.00</b>	<b>350.00</b>	<b>500.00</b>	<b>500.00</b>	<b>48.31</b>	<b>45.00</b>	<b>45.00</b>	<b>50.00</b>	<b>9.75</b>	<b>11.00</b>	<b>12.00</b>	<b>12.00</b>	
c.i. lower	172.13	725.00	725.00	800.00	-	1555.93	200.00	12.00	200.00	31.64	30.00	35.00	45.00	4.49	5.00	5.00	10.00
c.i. upper	2065.37	2000.00	2000.00	2000.00	2255.93	500.00	500.00	500.00	64.97	60.00	100.00	100.00	15.01	12.00	12.00	12.00	
n	4				2				9				4				
<i>RCE</i>																	
	<b>1154.38</b>	<b>750.00</b>	<b>800.00</b>	<b>1100.00</b>	<b>290.83</b>	<b>170.00</b>	<b>175.00</b>	<b>220.00</b>	<b>52.14</b>	<b>35.00</b>	<b>35.00</b>	<b>35.00</b>	<b>14.66</b>	<b>15.00</b>	<b>15.00</b>	<b>18.25</b>	
c.i. lower	275.24	660.00	660.00	700.00	-10.58	150.00	18.25	165.00	9.33	30.00	30.00	35.00	7.83	7.00	7.00	15.00	
c.i. upper	2033.51	3700.00	3700.00	3700.00	592.25	875.00	875.00	875.00	94.95	45.00	200.00	200.00	21.48	30.00	30.00	30.00	
n	8				6				9				8				

**Table F1.0: Postcard child care market rates for Montana, FFN and RCE Only (continued)**

<b>Preschool (3 to 6 years old)</b>																
<b>MONTHLY</b>					<b>WEEKLY</b>				<b>DAILY</b>				<b>HOURLY</b>			
<i>FFN</i>																
	<b>Mean</b>	<b>50<sup>th</sup></b>	<b>60<sup>th</sup></b>	<b>75<sup>th</sup></b>	<b>Mean</b>	<b>50<sup>th</sup></b>	<b>60<sup>th</sup></b>	<b>75<sup>th</sup></b>	<b>Mean</b>	<b>50<sup>th</sup></b>	<b>60<sup>th</sup></b>	<b>75<sup>th</sup></b>	<b>Mean</b>	<b>50<sup>th</sup></b>	<b>60<sup>th</sup></b>	<b>75<sup>th</sup></b>
	<b>843.75</b>	<b>825.00</b>	<b>850.00</b>	<b>925.00</b>	<b>225.00</b>	<b>225.00</b>	<b>250.00</b>	<b>250.00</b>	<b>41.86</b>	<b>40.00</b>	<b>45.00</b>	<b>50.00</b>	<b>9.25</b>	<b>10.00</b>	<b>10.00</b>	<b>11.00</b>
c.i. lower	658.94	725.00	725.00	800.00	-92.66	200.00	11.00	200.00	33.74	29.75	35.00	40.00	4.50	5.00	5.00	10.00
c.i. upper	1028.56	1000.00	1000.00	1000.00	542.66	250.00	250.00	250.00	49.98	50.00	60.00	60.00	14.00	12.00	12.00	12.00
n	4				2				9				4			
<i>RCE</i>																
	<b>1137.22</b>	<b>800.00</b>	<b>1000.00</b>	<b>1200.00</b>	<b>280.71</b>	<b>175.00</b>	<b>220.00</b>	<b>300.00</b>	<b>51.83</b>	<b>33.50</b>	<b>35.00</b>	<b>45.00</b>	<b>14.70</b>	<b>15.50</b>	<b>16.00</b>	<b>18.00</b>
c.i. lower	481.64	625.00	660.00	800.00	63.45	150.00	18.00	160.00	13.86	26.25	30.00	32.00	9.49	7.00	10.00	15.00
c.i. upper	1792.81	1500.00	3250.00	3250.00	497.98	800.00	800.00	800.00	89.79	60.00	200.00	200.00	19.91	25.00	26.25	26.25
n	9				7				10				10			
<b>School (6 years old or older)</b>																
<b>MONTHLY</b>					<b>WEEKLY</b>				<b>DAILY</b>				<b>HOURLY</b>			
<i>FFN</i>																
	<b>Mean</b>	<b>50<sup>th</sup></b>	<b>60<sup>th</sup></b>	<b>75<sup>th</sup></b>	<b>Mean</b>	<b>50<sup>th</sup></b>	<b>60<sup>th</sup></b>	<b>75<sup>th</sup></b>	<b>Mean</b>	<b>50<sup>th</sup></b>	<b>60<sup>th</sup></b>	<b>75<sup>th</sup></b>	<b>Mean</b>	<b>50<sup>th</sup></b>	<b>60<sup>th</sup></b>	<b>75<sup>th</sup></b>
	<b>743.75</b>	<b>787.50</b>	<b>850.00</b>	<b>925.00</b>	<b>175.00</b>	<b>175.00</b>	<b>250.00</b>	<b>250.00</b>	<b>37.83</b>	<b>40.00</b>	<b>40.00</b>	<b>45.00</b>	<b>9.25</b>	<b>10.00</b>	<b>10.00</b>	<b>11.00</b>
c.i. lower	337.58	400.00	400.00	725.00	-777.97	100.00	11.00	100.00	27.87	25.00	25.50	40.00	4.50	5.00	5.00	10.00
c.i. upper	1149.92	1000.00	1000.00	1000.00	1127.97	250.00	250.00	250.00	47.79	50.00	60.00	60.00	14.00	12.00	12.00	12.00
n	4				2				9				4			
<i>RCE</i>																
	<b>1007.50</b>	<b>680.00</b>	<b>700.00</b>	<b>1100.00</b>	<b>253.33</b>	<b>162.50</b>	<b>175.00</b>	<b>180.00</b>	<b>45.89</b>	<b>30.00</b>	<b>30.00</b>	<b>30.00</b>	<b>13.29</b>	<b>15.00</b>	<b>15.00</b>	<b>15.00</b>
c.i. lower	299.86	500.00	500.00	660.00	-3.16	115.00	15.00	150.00	1.22	25.00	25.00	30.00	8.38	5.00	10.00	15.00
c.i. upper	1715.14	3000.00	3000.00	3000.00	509.83	750.00	750.00	750.00	90.56	35.00	200.00	200.00	18.20	16.00	25.00	25.00
n	8				6				9				9			

Appendix G

Homes (Family and Group) Questionnaire

## Montana DPHHS 2023 Child Care Market Rate Study

### Survey for Licensed Child Care Homes

**Instructions:** For simplicity, please use information for the first week of March. Please mark the appropriate box and/or provide the appropriate written response in answering each question. Please answer each question as completely as possible. You may contact the HELPS Lab at Montana State University, Bozeman, at 406-994-5205 or helpslab@montana.edu if you find the instructions unclear.

Please participate in the survey even if your rates have not changed recently or you do not take Best Beginnings Scholarship children. While we would like your participation, your participation in this study is voluntary and your information will not be shared with anyone outside the study staff. We thank you in advance for your participation in the survey.

#### Section 1: General Information

1. In what **county** is your child care home located? \_\_\_\_\_

2. In what **city** is your child care home located? \_\_\_\_\_

3. Please choose the option that best describes your operation:

Registered group child care home

Registered family child care home

Licensed child care center (Please stop and call 406-994-5205 for guidance)

Do not know (Please stop and call 406-994-5205 for guidance)

4. What are your hours of operation for each of the following days? (Please mark the “Not Open” box if you are closed on a particular day.)

Day	Opening Time	Closing Time	Not Open
Monday			<input type="checkbox"/>
Tuesday			<input type="checkbox"/>
Wednesday			<input type="checkbox"/>
Thursday			<input type="checkbox"/>
Friday			<input type="checkbox"/>
Saturday			<input type="checkbox"/>
Sunday			<input type="checkbox"/>

5. Do you offer part-time and full-time care?

Yes, part-time and full-time care

Part-time only (skip the next question)

Full-time only (skip the next question)

Unsure

6. Please write in your cutoffs between **part-time** and **full-time children** in the appropriate field(s):

Minimum number of HOURS per DAY for full-time children: \_\_\_\_\_

Minimum number of HOURS per WEEK for full-time children: \_\_\_\_\_

Minimum number of DAYS per WEEK for full-time children: \_\_\_\_\_

7. Do you regularly offer drop-in care?

Yes

No

Unsure

8. How many days out of the year do you close for national, state, or religious holidays (e.g. New Year's Day, Martin Luther King Jr. Day, Presidents Day, Easter, Memorial Day, Fourth of July, Labor Day, Columbus Day, Rosh Hashanah, Veterans Day, Thanksgiving Day, Christmas, etc.)?

0-3 days

4-6 days

7-9 days

10-12 days

13-15 days

More than 15 days

9. Do you typically charge on such holidays?

Yes

No

Unsure

10. **Outside of weekends and holidays**, how many days out of the year do you close for personal vacation, summer, or any other reasons?

0-3 days

4-6 days

7-9 days

10-12 days

13-15 days

More than 15 days

11. Do you typically charge for such personal vacation, summer, or other closing days?

Yes

No

Unsure

12. Do you typically charge for absent days?

<input type="checkbox"/>	Yes
<input type="checkbox"/>	No
<input type="checkbox"/>	Unsure

13. What is the total number of children you are able to serve at any one time (regardless of their age)?  
\_\_\_\_\_

14. Please enter the number of slots that were filled in each age group during the first week of March:

Age	Slots filled
<i>Example</i>	5
Infant (up to 12 months):	
Toddler (1-2 years):	
Preschool (3-5 years):	
School age (6 years +):	

15. How many slots were filled with **your own children** during the first week of March?

Age	Slots filled
<i>Example</i>	5
Infant (up to 12 months):	
Toddler (1-2 years):	
Preschool (3-5years):	
School age (6 years +):	

16. How many total slots did you have open during the first week of March? \_\_\_\_\_

17. If any of the open slots were assigned to specific age groups, please enter the number of open slots assigned to each age group. Leave blank if openings are not limited for specific age groups or if you do not have any open slots.

Age	Slots open
<i>Example</i>	10
Infant (up to 12 months):	
Toddler (1-2 years):	
Preschool (3-5years):	
School age (6 years +):	



18. Did you have a **full-time** waiting list during the first week of March?

<input type="checkbox"/>	Yes
<input type="checkbox"/>	No (skip the next question)
<input type="checkbox"/>	Unsure

19. Please enter the number of children on your **full-time** waiting list in each age group during the first week of March:

Age	Full-time wait list
<i>Example</i>	<i>10</i>
Infant (up to 12 months):	
Toddler (1-2 years):	
Preschool (3-5years):	
School age (6 years +):	
Age is unknown:	

20. Did you have a **part-time** waiting list during the first week of March?

<input type="checkbox"/>	Yes
<input type="checkbox"/>	No (skip the next question)
<input type="checkbox"/>	Unsure

21. Please enter the number of children on your **part-time** waiting list in each age group during the first week of March:

Age	Part-time wait list
<i>Example</i>	<i>2</i>
Infant (up to 12 months):	
Toddler (1-2 years):	
Preschool (3-5 years):	
School age (6 years +):	
Age is unknown:	

22. If you were to increase or decrease the number of children in your program, by how many children would you increase or decrease your program's capacity?

	Increase	Increase by how many children:	Decrease	Decrease by how many children:
<i>Example Row</i>	<input type="checkbox"/>	<i>10</i>	<input type="checkbox"/>	
Infant (up to 12 months):	<input type="checkbox"/>		<input type="checkbox"/>	
Toddler (1-2 years):	<input type="checkbox"/>		<input type="checkbox"/>	
Preschool (3-5 years):	<input type="checkbox"/>		<input type="checkbox"/>	

School age (6 years +):	<input type="checkbox"/>		<input type="checkbox"/>	
No specific ages:	<input type="checkbox"/>		<input type="checkbox"/>	

23. What is the maximum child to staff ratio you would feel safe implementing in your program? (Please list the maximum number of children per 1 staff member for each age group or check the “no limit” box if no maximum seems needed.)

Age	Maximum children per 1 staff	No limit
<i>Example</i>	<i>10</i>	<input type="checkbox"/>
Infant (up to 12 months):		<input type="checkbox"/>
Toddler (1-2 years):		<input type="checkbox"/>
Preschool (3-5 years):		<input type="checkbox"/>
School age (6 years +):		<input type="checkbox"/>

24. Did any of the children in your care during the first week of February have these characteristics? (*Select all that apply*)

<input type="checkbox"/>	Special needs (learning disabilities, food allergies, asthma, etc.)
<input type="checkbox"/>	Homeless
<input type="checkbox"/>	Low-income
<input type="checkbox"/>	Migrant
<input type="checkbox"/>	Speaks a language other than English at home
<input type="checkbox"/>	Caretaker Relative (i.e. raised by grandparents or other family members)
<input type="checkbox"/>	Foster care
<input type="checkbox"/>	Other:
<input type="checkbox"/>	None

## Section 2: Child Care Rates & Fees

25. Do you charge any of the following fees in addition to the standard rate? (Please write in the name of any “Other” fee.)

	Yes	No	Unsure
One-time registration fee	<input type="checkbox"/>	<input type="checkbox"/>	<input type="checkbox"/>
Enrollment fee	<input type="checkbox"/>	<input type="checkbox"/>	<input type="checkbox"/>
Additional activity/supply fee	<input type="checkbox"/>	<input type="checkbox"/>	<input type="checkbox"/>
Waitlist fee:	<input type="checkbox"/>	<input type="checkbox"/>	<input type="checkbox"/>
Other fee: _____	<input type="checkbox"/>	<input type="checkbox"/>	<input type="checkbox"/>

26. For each applicable fee, please indicate how often the fees are due. (Please write in any “other” fee.)

	Monthly (12x per year)	Quarterly (4x per year)	Semester Basis (2x per year)	Once each calendar year	Once each academic year
Enrollment fee	<input type="checkbox"/>	<input type="checkbox"/>	<input type="checkbox"/>	<input type="checkbox"/>	<input type="checkbox"/>
Additional activity/supply fee	<input type="checkbox"/>	<input type="checkbox"/>	<input type="checkbox"/>	<input type="checkbox"/>	<input type="checkbox"/>
Other fee: _____	<input type="checkbox"/>	<input type="checkbox"/>	<input type="checkbox"/>	<input type="checkbox"/>	<input type="checkbox"/>

27. How do you charge your full-time rates for families that pay for child care out of their own funds (meaning, they do not receive any state and/or federal tuition assistance)? **Please check no more than TWO, focusing on the most common ways you charge.**

<input type="checkbox"/>	Hourly
<input type="checkbox"/>	Daily
<input type="checkbox"/>	Weekly
<input type="checkbox"/>	Monthly
<input type="checkbox"/>	Something else, please specify: _____

28. When do you charge families that pay for child care out of their own funds (meaning, they do not receive any state and/or federal tuition assistance)?

<input type="checkbox"/>	Before care is provided (i.e. at the beginning of the month)
<input type="checkbox"/>	After care is provided (i.e. at the end of the month)
<input type="checkbox"/>	Something else, please specify: _____

29. For this next question, please provide information about the child’s age, schedule, and rates paid. If you care for siblings, please link them together by family using a family number of your choice. Again, please use information from the first week of March.

- The number chosen for the family (a number between 1 and 16) to link siblings together.
- How old is the child? (If the child is less than 1 year old, please indicate 0.)
- On average, how many hours is the child in care on each weekday?
- On average, how many hours is the child in care on the weekends (Saturday and Sunday)?
- Does each child receive subsidized care through the Best Beginnings Scholarship?
- Rate amount:
  - Best Beginnings only: What is the amount you receive from Best Beginnings?
  - All children: How much money do you receive from parents for the care of this child (includes copay and any over and above fees or total of private pay)?
- Does this child receive any discount?

Child	Family	Age	Mon	Tues	Wed	Thurs	Fri	Week end	Receive Best Beginnings?	If yes, Best Beginnings amount received	Total amount paid by parent/guardian	Total amount received	Receive any discount?
	Family # (1-16)	Years (0-12)	Avg. hours	Avg. hours	Avg. hours	Avg. hours	Avg. hours	Avg. hours	Circle Y or N	Monthly total	Monthly total	Monthly total	Circle Y or N
1									Y N				Y N
2									Y N				Y N
3									Y N				Y N
4									Y N				Y N
5									Y N				Y N
6									Y N				Y N
7									Y N				Y N
8									Y N				Y N
9									Y N				Y N
10									Y N				Y N
11									Y N				Y N
12									Y N				Y N
13									Y N				Y N
14									Y N				Y N
15									Y N				Y N
16									Y N				Y N

30. Please enter the relevant information about **monthly** discounts and scholarships in the table below. The first row of the table provides an example.

	Yes	No
<i>Example Row</i>	<input checked="" type="checkbox"/>	<input type="checkbox"/>
Do you offer a family/friend discount?	<input type="checkbox"/>	<input type="checkbox"/>
Do you offer a multi-child discount?	<input type="checkbox"/>	<input type="checkbox"/>
Do you offer an employee discount?	<input type="checkbox"/>	<input type="checkbox"/>
Any other discount (write in):	<input type="checkbox"/>	<input type="checkbox"/>

31. For each of the following age groups, please provide information about your **standard rates for full-time weekday care** (table 1) and your **standard rates for part-time weekday care** (table 2) if applicable. If you do not have a rate, please enter NA in that box.

Age	STANDARD FULL-TIME RATES			
	Weekdays (Mon-Fri)			
	Hourly Rate	Daily Rate	Weekly Rate	Monthly Rate
<i>Example</i>	\$4.40	\$27.00	NA	\$550.00
Infant (up to 12 months):				
Toddler (1-2 years):				
Preschool (3-5 years):				
School age (6 years +):				

Age	STANDARD PART-TIME RATES			
	Weekdays (Mon-Fri)			
	Hourly Rate	Daily Rate	Weekly Rate	Monthly Rate
<i>Example</i>	\$5.00	\$25.00	NA	\$450.00
Infant (up to 12 months):				
Toddler (1-2 years):				
Preschool (3-5 years):				
School age (6 years +):				

32. How does your program allocate slots for children receiving Best Beginnings Scholarships (BBS)?

<input type="checkbox"/>	Does not accept BBS children
<input type="checkbox"/>	Accepts BBS children but does not allocate a specific number of slots
<input type="checkbox"/>	Accepts BBS children and allocates the following number of slots (write in): _____
<input type="checkbox"/>	Unsure

33. Do you charge parents/guardians the difference between the BBS rate and your standard rate?

<input type="checkbox"/>	Yes
<input type="checkbox"/>	No
<input type="checkbox"/>	Unsure

34. Will you accept families receiving the Best Beginnings Scholarship (BBS)?

<input type="checkbox"/>	Yes, we will accept everyone who applies.
<input type="checkbox"/>	Yes, we will accept these families, but we will limit the number accepted.
<input type="checkbox"/>	No, we will not accept these families.
<input type="checkbox"/>	Unsure

35. In your experience, are any of the following challenges with accepting families receiving the Best Beginnings Scholarship?  
(Select all that apply)

<input type="checkbox"/>	The reimbursement rates are too low.
<input type="checkbox"/>	There is a limit on the number of hours that can be reimbursed.
<input type="checkbox"/>	The additional attendance tracking requirements are too much work.
<input type="checkbox"/>	Reimbursement for care is provided after the service.
<input type="checkbox"/>	Communication from the state is poor (i.e. don't know when families are dropped).
<input type="checkbox"/>	I do not have a computer and/or internet to access the online system.
<input type="checkbox"/>	There are not many families in my area who qualify for the scholarship.
<input type="checkbox"/>	The scholarship billing does not match my program's billing policy.
<input type="checkbox"/>	Challenges receiving parent copays on time or in full
<input type="checkbox"/>	Need more information/training
<input type="checkbox"/>	Other, please specify: _____

**Section 3: Additional Information**

36. Do you offer regular transportation for children (excluding field trips)?

<input type="checkbox"/>	Yes
<input type="checkbox"/>	No
<input type="checkbox"/>	Unsure

37. Which of the following best describes your child care program?

<input type="checkbox"/>	Non-profit [501(c)(3) status]
<input type="checkbox"/>	For profit
<input type="checkbox"/>	Unsure

38. Is your child care home associated with any of the following?

	Yes	No	Unsure
Church or religious organization	<input type="checkbox"/>	<input type="checkbox"/>	<input type="checkbox"/>
Community-based organization	<input type="checkbox"/>	<input type="checkbox"/>	<input type="checkbox"/>

Early Head Start	<input type="checkbox"/>	<input type="checkbox"/>	<input type="checkbox"/>
YMCA/YWCA	<input type="checkbox"/>	<input type="checkbox"/>	<input type="checkbox"/>
Public school	<input type="checkbox"/>	<input type="checkbox"/>	<input type="checkbox"/>
Private or parochial school	<input type="checkbox"/>	<input type="checkbox"/>	<input type="checkbox"/>
Military institution	<input type="checkbox"/>	<input type="checkbox"/>	<input type="checkbox"/>
Other: _____	<input type="checkbox"/>	<input type="checkbox"/>	<input type="checkbox"/>

39. Does your child care home receive any of the following services for free or at a reduced cost? (Please write in the name of any “Other” type of service.)

	Yes	No	Unsure
Building use	<input type="checkbox"/>	<input type="checkbox"/>	<input type="checkbox"/>
Utilities	<input type="checkbox"/>	<input type="checkbox"/>	<input type="checkbox"/>
Volunteer work	<input type="checkbox"/>	<input type="checkbox"/>	<input type="checkbox"/>
Furniture or equipment	<input type="checkbox"/>	<input type="checkbox"/>	<input type="checkbox"/>
Supplies	<input type="checkbox"/>	<input type="checkbox"/>	<input type="checkbox"/>
Other: _____	<input type="checkbox"/>	<input type="checkbox"/>	<input type="checkbox"/>

40. Does your child care home receive reimbursements or donations from any of the following? (Please write in for “Other.”)

	Yes	No	Unsure
Child and Adult Care Food Program (CACFP)	<input type="checkbox"/>	<input type="checkbox"/>	<input type="checkbox"/>
United Way	<input type="checkbox"/>	<input type="checkbox"/>	<input type="checkbox"/>
Religious organization	<input type="checkbox"/>	<input type="checkbox"/>	<input type="checkbox"/>
Local, state, or federal government	<input type="checkbox"/>	<input type="checkbox"/>	<input type="checkbox"/>
Private/individual donations	<input type="checkbox"/>	<input type="checkbox"/>	<input type="checkbox"/>
YMCA/YWCA	<input type="checkbox"/>	<input type="checkbox"/>	<input type="checkbox"/>
School district	<input type="checkbox"/>	<input type="checkbox"/>	<input type="checkbox"/>
Foundations	<input type="checkbox"/>	<input type="checkbox"/>	<input type="checkbox"/>
Other: _____	<input type="checkbox"/>	<input type="checkbox"/>	<input type="checkbox"/>

41. Is your child care program participating in the Montana STARS to Quality program?

<input type="checkbox"/>	Yes, STAR level: _____
<input type="checkbox"/>	No
<input type="checkbox"/>	Unsure

42. If you do not participate in the STARS program, is there a reason your program does not participate?

- Too much paperwork/administrative burden
- Enhanced reimbursement rates do not cover high costs to participate
- Don't know enough about the STARS to Quality program
- Staff would not support/participate
- Other: \_\_\_\_\_

43. Do you offer \_\_\_\_\_?

	Yes	No	Unsure
After-school care during the school year	<input type="checkbox"/>	<input type="checkbox"/>	<input type="checkbox"/>
Full-day care for school-age children in summer	<input type="checkbox"/>	<input type="checkbox"/>	<input type="checkbox"/>
Part-day care for school-age children in summer	<input type="checkbox"/>	<input type="checkbox"/>	<input type="checkbox"/>

44. In addition to your state operating license, does your child care home have any of the following national accreditations or certifications? (Please write in the name of any "Other" type of accreditation or certification.)

	Yes	No	Unsure
National Association for the Education of Young Children (NAEYC)	<input type="checkbox"/>	<input type="checkbox"/>	<input type="checkbox"/>
National Association for Family Child Care (NAFCC)	<input type="checkbox"/>	<input type="checkbox"/>	<input type="checkbox"/>
National Association of Child Care Professionals (NACCP)	<input type="checkbox"/>	<input type="checkbox"/>	<input type="checkbox"/>
Montessori Accreditation	<input type="checkbox"/>	<input type="checkbox"/>	<input type="checkbox"/>
Other: _____	<input type="checkbox"/>	<input type="checkbox"/>	<input type="checkbox"/>

45. Please enter your rates one final time using the following categories recognized by the State of Montana. Again, these are standard weekday rates **without discounts or scholarships** and you should enter the rate you would charge even if you do not currently have children in the age group.

	Hourly rate	Daily rate	Weekly rate	Monthly rate
Infant (up to 12 months):				
Toddler (1-2 years):				
Preschool (3-4years):				
School age (5 years +):				

46. What do you see as barriers that make it difficult for new providers to open a licensed child care program in Montana? (*Select all that apply*)

- Lack of information
- Lack of support/guidance
- High start-up costs
- Challenges meeting licensing requirements



- Challenges meeting training requirements
- Challenges hiring qualified staff
- None
- Other:
- Other:

47. What do you see as potential reasons a provider might choose to close their child care program? *(Select all that apply)*

- Feelings of burnout
- Long work hours
- Low pay
- Challenges filling slots
- Challenges meeting licensing requirements
- Challenges keeping qualified staff
- None
- Other:
- Other:

48. Which mode are you using to respond to this survey?

- Web
- Paper

49. Your name and phone number: \_\_\_\_\_

50. Please feel free to offer any additional comments relevant to this survey on the lines below.

---



---



---



---

**Thank you for your time!**

Appendix H  
Centers Questionnaire

## Montana DPHHS 2023 Child Care Market Rate Study

### Survey for Licensed Child Care Centers

**Instructions:** For simplicity, please use information for the first week of March. Please mark the appropriate box and/or provide the appropriate written response in answering each question. Please answer each question as completely as possible. You may contact the HELPS Lab at Montana State University, Bozeman, at 406-994-5205 or [helpslab@montana.edu](mailto:helpslab@montana.edu) if you find the instructions unclear.

Please participate in the survey even if your rates have not changed recently or you do not take Best Beginnings Scholarship children. While we would like your participation, your participation in this study is voluntary and your information will not be shared with anyone outside the study staff. We thank you in advance for your participation in the survey.

#### Section 1: General Information

1. In what **county** is your child care center located? \_\_\_\_\_
2. In what **city** is your child care center located? \_\_\_\_\_
3. Please choose the option that best describes your operation:

<input type="checkbox"/>	Licensed child care center
<input type="checkbox"/>	Registered group or family child care home (Please stop and call 406-994-5205 for guidance)
<input type="checkbox"/>	Do not know (Please stop and call 406-994-5205 for guidance)

4. What are your hours of operation for each of the following days? (Please mark the “Not Open” box if you are closed on a particular day.)

Day	Opening Time	Closing Time	Not Open
Monday			<input type="checkbox"/>
Tuesday			<input type="checkbox"/>
Wednesday			<input type="checkbox"/>
Thursday			<input type="checkbox"/>
Friday			<input type="checkbox"/>
Saturday			<input type="checkbox"/>
Sunday			<input type="checkbox"/>

5. Do you offer part-time and full-time care?

<input type="checkbox"/>	Yes, full-time and part-time
<input type="checkbox"/>	Part-time only (skip the next question)
<input type="checkbox"/>	Full-time only (skip the next question)
<input type="checkbox"/>	Unsure

6. Please write in your cutoffs between **part-time** and **full-time children** in the appropriate field(s):

Minimum number of HOURS per DAY for full-time children:	_____
Minimum number of HOURS per WEEK for full-time children:	_____
Minimum number of DAYS per WEEK for full-time children:	_____

7. Do you regularly offer drop-in care?

<input type="checkbox"/>	Yes
<input type="checkbox"/>	No
<input type="checkbox"/>	Unsure

8. How many days out of the year do you close for national, state, or religious holidays (e.g. New Year’s Day, Martin Luther King Jr. Day, Presidents Day, Easter, Memorial Day, Fourth of July, Labor Day, Columbus Day, Rosh Hashanah, Veterans Day, Thanksgiving Day, Christmas, etc.)?

<input type="checkbox"/>	0-3 days
<input type="checkbox"/>	4-6 days
<input type="checkbox"/>	7-9 days
<input type="checkbox"/>	10-12 days
<input type="checkbox"/>	13-15 days
<input type="checkbox"/>	More than 15 days

9. Do you typically charge on such holidays?

<input type="checkbox"/>	Yes
<input type="checkbox"/>	No
<input type="checkbox"/>	Unsure

10. **Outside of weekends and holidays**, how many days out of the year do you close for personal vacation, summer, or any other reasons?

<input type="checkbox"/>	0-3 days
<input type="checkbox"/>	4-6 days
<input type="checkbox"/>	7-9 days
<input type="checkbox"/>	10-12 days
<input type="checkbox"/>	13-15 days
<input type="checkbox"/>	More than 15 days

11. Do you typically charge for such personal vacation, summer, or other closing days?

<input type="checkbox"/>	Yes
<input type="checkbox"/>	No
<input type="checkbox"/>	Unsure

12. Do you typically charge for absent days?

<input type="checkbox"/>	Yes
<input type="checkbox"/>	No
<input type="checkbox"/>	Unsure

13. What is the total number of children you are able to serve at any one time (regardless of their age)? \_\_\_\_\_

14. Please enter the number of slots that were filled in each age group during the first week of March:

Age	Slots filled
<i>Example</i>	<i>6</i>
Infant (up to 12 months):	
Toddler (1-2 years):	
Preschool (3-5 years):	
School age (6 years +):	

15. How many slots were filled with **your own children** during the first week of March?

Age	Slots filled
<i>Example</i>	<i>5</i>
Infant (up to 12 months):	
Toddler (1-2 years):	
Preschool (3-5 years):	
School age (6 years +):	

16. How many total slots did you have open during the first week of March? \_\_\_\_\_

17. If any of the open slots were assigned to specific age groups, please enter the number of open slots assigned to each age group. Leave blank if openings were not limited for specific age groups or if you do not have any open slots.

Age	Slots open
<i>Example</i>	<i>10</i>
Infant (up to 12 months):	
Toddler (1-2 years):	
Preschool (3-5 years):	
School age (6 years +):	

18. Did you have a **full-time** waiting list during the first week of March?

<input type="checkbox"/>	Yes
<input type="checkbox"/>	No (skip the next question)
<input type="checkbox"/>	Unsure

19. Please enter the number of children on your **full-time** waiting list in each age group during the first week of March:

Age	Full-time wait list
<i>Example</i>	<i>10</i>
Infant (up to 12 months):	
Toddler (1-2 years):	
Preschool (3-5 years):	
School age (6 years +):	
Age is unknown:	

20. Did you have a **part-time** waiting list during the first week of March?

<input type="checkbox"/>	Yes
<input type="checkbox"/>	No (skip the next question)
<input type="checkbox"/>	Unsure

21. Please enter the number of children on your **part-time** waiting list in each age group during the first week of March:

Age	Part-time wait list
<i>Example</i>	<i>5</i>
Infant (up to 12 months):	
Toddler (1-2 years):	
Preschool (3-5 years):	
School age (6 years +):	
Age is unknown:	

22. If you were to increase or decrease the number of children in your program, by how many children would you increase or decrease your program's capacity?

	Increase	Increase by how many children:	Decrease	Decrease by how many children:
<i>Example Row</i>	<input checked="" type="checkbox"/>	<i>10</i>	<input type="checkbox"/>	
Infant (up to 12 months):	<input type="checkbox"/>		<input type="checkbox"/>	
Toddler (1-2 years):	<input type="checkbox"/>		<input type="checkbox"/>	

Preschool (3-5 years):	<input type="checkbox"/>		<input type="checkbox"/>	
School age (6 years +):	<input type="checkbox"/>		<input type="checkbox"/>	
No specific ages:	<input type="checkbox"/>		<input type="checkbox"/>	

23. What is the maximum child to staff ratio you would feel safe implementing in your program? (Please list the maximum number of children per 1 staff member for each age group or check the “no limit” box if no maximum seems needed.)

Age	Maximum children per 1 staff	No limit
<i>Example</i>	<i>10</i>	<input type="checkbox"/>
Infant (up to 12 months):		<input type="checkbox"/>
Toddler (1-2 years):		<input type="checkbox"/>
Preschool (3-5 years):		<input type="checkbox"/>
School age (6 years +):		<input type="checkbox"/>

24. Did any of the children in your care during the first week of March have these characteristics? (*Select all that apply*)

<input type="checkbox"/>	Special needs (learning disabilities, food allergies, asthma, etc.)
<input type="checkbox"/>	Homeless
<input type="checkbox"/>	Low-income
<input type="checkbox"/>	Migrant
<input type="checkbox"/>	Speaks a language other than English at home
<input type="checkbox"/>	Caretaker Relative (i.e. raised by grandparents or other family members)
<input type="checkbox"/>	Foster care
<input type="checkbox"/>	Other:
<input type="checkbox"/>	None

## Section 2: Child Care Rates & Fees

25. Do you charge any of the following fees in addition to the standard rate? (Please write in the name of any “Other” fee.)

	Yes	No	Unsure
One-time registration fee	<input type="checkbox"/>	<input type="checkbox"/>	<input type="checkbox"/>
Enrollment fee	<input type="checkbox"/>	<input type="checkbox"/>	<input type="checkbox"/>
Additional activity/supply fee	<input type="checkbox"/>	<input type="checkbox"/>	<input type="checkbox"/>
Waitlist fee	<input type="checkbox"/>	<input type="checkbox"/>	<input type="checkbox"/>
Other fee: _____	<input type="checkbox"/>	<input type="checkbox"/>	<input type="checkbox"/>

26. For each applicable fee, please indicate how often the fees are due. (Please write in any “other” fee.)

	Monthly (12x per year)	Quarterly (4x per year)	Semester Basis (2x per year)	Once each calendar year	Once each academic year
Enrollment fee	<input type="checkbox"/>	<input type="checkbox"/>	<input type="checkbox"/>	<input type="checkbox"/>	<input type="checkbox"/>
Additional activity/supply fee	<input type="checkbox"/>	<input type="checkbox"/>	<input type="checkbox"/>	<input type="checkbox"/>	<input type="checkbox"/>
Other fee: _____	<input type="checkbox"/>	<input type="checkbox"/>	<input type="checkbox"/>	<input type="checkbox"/>	<input type="checkbox"/>

27. How do you charge your full-time rates for families that pay for child care out of their own funds (meaning, they do not receive any state and/or federal tuition assistance)? **Please check no more than TWO, focusing on the most common ways you charge.**

<input type="checkbox"/>	Hourly
<input type="checkbox"/>	Daily
<input type="checkbox"/>	Weekly
<input type="checkbox"/>	Monthly
<input type="checkbox"/>	Something else, please specify: _____

28. When do you charge families that pay for child care out of their own funds (meaning, they do not receive any state and/or federal tuition assistance)?

<input type="checkbox"/>	Before care is provided (i.e., at the beginning of the month)
<input type="checkbox"/>	After care is provided (i.e., at the end of the month)
<input type="checkbox"/>	Something else, please specify: _____

29. Please enter complete information for **each age group** in your care in the table below. For cells that are not applicable, you can enter “NA” or leave the cells blank. The first column provides an example of how to fill out the table. Please complete this chart with information from the first week of February.

	<i>Example Column</i>	Age Groups			
		Infant (0-1 yr.)	Toddler (1-2 yrs.)	Preschool (3-5 yrs.)	School age (6yrs. +)
Do you offer care for children in this age group? (Yes or No)	<i>Yes</i>				
Number of full-time children in group:	<i>5</i>				
Number of part-time children in group:	<i>1</i>				
Number of children receiving a Best Beginnings Scholarship in this group:	<i>2</i>				



Number of children receiving a family/friend discount in this group:	0				
Number of children receiving a multi-child discount in this group:	0				
Number of children receiving an employee discount in this group:	1				
Number of children receiving another discount in this group:	1				

30. Please enter the relevant information about **monthly** discounts and scholarships in the table below. The first row of the table provides an example

	Yes	No
<i>Example Row</i>	<input checked="" type="checkbox"/>	<input type="checkbox"/>
Do you offer a family/friend discount?	<input type="checkbox"/>	<input type="checkbox"/>
Do you offer a multi-child discount?	<input type="checkbox"/>	<input type="checkbox"/>
Do you offer an employee discount?	<input type="checkbox"/>	<input type="checkbox"/>
Any other discount (write in): _____	<input type="checkbox"/>	<input type="checkbox"/>

31. For each of the following age groups, please provide information about your **standard rates for full-time weekday care** (table 1) and your **standard rates for part-time weekday care** (table 2) if applicable. If you do not have a rate, please enter NA in that box.

Age	STANDARD FULL-TIME RATES			
	Weekdays (Mon-Fri)			
	Hourly Rate	Daily Rate	Weekly Rate	Monthly Rate
<i>Example</i>	\$4.40	\$27.00	\$135.00	NA
Infant (up to 12 months):				
Toddler (1-2 years):				
Preschool (3-5 years):				
School age (6 years +):				

Age	STANDARD PART-TIME RATES			
	Weekdays (Mon-Fri)			
	Hourly Rate	Daily Rate	Weekly Rate	Monthly Rate
<i>Example</i>	\$5.00	\$25.00	\$100.00	NA
Infant (up to 12 months):				
Toddler (1-2 years):				
Preschool (3-5 years):				
School age (6 years +):				

32. How does your center allocate slots for children receiving Best Beginnings Scholarships (BBS)?

<input type="checkbox"/>	Does not accept BBS children
<input type="checkbox"/>	Accepts BBS children but does not allocate a specific number of slots
<input type="checkbox"/>	Accepts BBS children and allocates the following number of slots (write in): _____
<input type="checkbox"/>	Unsure

33. Do you charge parents/guardians the difference between the BBS rate and your standard rate?

<input type="checkbox"/>	Yes
<input type="checkbox"/>	No
<input type="checkbox"/>	Unsure

34. Will you accept families receiving the Best Beginnings Scholarship (BBS)?

<input type="checkbox"/>	Yes, we will accept everyone who applies.
<input type="checkbox"/>	Yes, we will accept these families, but we will limit the number accepted.
<input type="checkbox"/>	No, we will not accept these families.
<input type="checkbox"/>	Unsure

35. In your experience, are any of the following challenges with accepting families receiving the Best Beginnings Scholarship?  
(*Select all that apply*)

<input type="checkbox"/>	The reimbursement rates are too low.
<input type="checkbox"/>	There is a limit on the number of hours that can be reimbursed.
<input type="checkbox"/>	The additional attendance tracking requirements are too much work.
<input type="checkbox"/>	Reimbursement for care is provided after the service.
<input type="checkbox"/>	Communication from the state is poor (i.e. don't know when families are dropped).

<input type="checkbox"/>	I do not have a computer and/or internet to access the online system.
<input type="checkbox"/>	There are not many families in my area who qualify for the scholarship.
<input type="checkbox"/>	The scholarship billing does not match my center's billing policy.
<input type="checkbox"/>	Challenges receiving parent copays on time or in full
<input type="checkbox"/>	Need more information/training
<input type="checkbox"/>	Other, please specify: _____

### Section 3: Additional Information

36. Does your center offer regular transportation as defined by using your own personal vehicle to transport children (excluding field trips)?

<input type="checkbox"/>	Yes
<input type="checkbox"/>	No
<input type="checkbox"/>	Unsure

37. Which of the following best describes your child care center?

<input type="checkbox"/>	Non-profit [501(c)(3) status]
<input type="checkbox"/>	For profit
<input type="checkbox"/>	Unsure

38. My child care center is:

	Yes	No	Unsure
Part of a local or regional chain	<input type="checkbox"/>	<input type="checkbox"/>	<input type="checkbox"/>
Part of a national chain	<input type="checkbox"/>	<input type="checkbox"/>	<input type="checkbox"/>
Independently owned	<input type="checkbox"/>	<input type="checkbox"/>	<input type="checkbox"/>
Other (write in): _____	<input type="checkbox"/>	<input type="checkbox"/>	<input type="checkbox"/>

39. Is your child care center associated with any of the following?

	Yes	No	Unsure
Church or religious organization	<input type="checkbox"/>	<input type="checkbox"/>	<input type="checkbox"/>
Community-based organization	<input type="checkbox"/>	<input type="checkbox"/>	<input type="checkbox"/>
Early Head Start	<input type="checkbox"/>	<input type="checkbox"/>	<input type="checkbox"/>

YMCA/YWCA	<input type="checkbox"/>	<input type="checkbox"/>	<input type="checkbox"/>
Public school	<input type="checkbox"/>	<input type="checkbox"/>	<input type="checkbox"/>
Private or parochial school	<input type="checkbox"/>	<input type="checkbox"/>	<input type="checkbox"/>
Military institution	<input type="checkbox"/>	<input type="checkbox"/>	<input type="checkbox"/>
Other: _____	<input type="checkbox"/>	<input type="checkbox"/>	<input type="checkbox"/>

40. Does your center receive any of the following services for free or at a reduced cost?

	Yes	No	Unsure
Building use	<input type="checkbox"/>	<input type="checkbox"/>	<input type="checkbox"/>
Utilities	<input type="checkbox"/>	<input type="checkbox"/>	<input type="checkbox"/>
Volunteer work	<input type="checkbox"/>	<input type="checkbox"/>	<input type="checkbox"/>
Furniture or equipment	<input type="checkbox"/>	<input type="checkbox"/>	<input type="checkbox"/>
Supplies	<input type="checkbox"/>	<input type="checkbox"/>	<input type="checkbox"/>
Other: _____	<input type="checkbox"/>	<input type="checkbox"/>	<input type="checkbox"/>

41. Does your child care center receive reimbursements or donations from any of the following? (Please write in for “Other.”)

	Yes	No	Unsure
Child and Adult Care Food Program (CACFP)	<input type="checkbox"/>	<input type="checkbox"/>	<input type="checkbox"/>
United Way	<input type="checkbox"/>	<input type="checkbox"/>	<input type="checkbox"/>
Religious organization	<input type="checkbox"/>	<input type="checkbox"/>	<input type="checkbox"/>
Local, state, or federal government	<input type="checkbox"/>	<input type="checkbox"/>	<input type="checkbox"/>
Private/individual donations	<input type="checkbox"/>	<input type="checkbox"/>	<input type="checkbox"/>
YMCA/YWCA	<input type="checkbox"/>	<input type="checkbox"/>	<input type="checkbox"/>
School district	<input type="checkbox"/>	<input type="checkbox"/>	<input type="checkbox"/>
Foundations	<input type="checkbox"/>	<input type="checkbox"/>	<input type="checkbox"/>
Other: _____	<input type="checkbox"/>	<input type="checkbox"/>	<input type="checkbox"/>

42. Is your child care center participating in the Montana STARS to Quality program?

<input type="checkbox"/>	Yes, STAR level: _____
<input type="checkbox"/>	No
<input type="checkbox"/>	Unsure

43. If you do not participate in the STARS program, is there a reason your program does not participate?

<input type="checkbox"/>	Too much paperwork/administrative burden
<input type="checkbox"/>	Enhanced reimbursement rates do not cover high costs to participate
<input type="checkbox"/>	Don't know enough about the STARS to Quality program
<input type="checkbox"/>	Staff would not support/participate
<input type="checkbox"/>	Other: _____

44. Do you offer \_\_\_\_\_?

	Yes	No	Unsure
After-school care during the school year	<input type="checkbox"/>	<input type="checkbox"/>	<input type="checkbox"/>
Full-day care for school-age children in summer	<input type="checkbox"/>	<input type="checkbox"/>	<input type="checkbox"/>
Part-day care for school-age children in summer	<input type="checkbox"/>	<input type="checkbox"/>	<input type="checkbox"/>

45. In addition to your state operating license, does your child care center have any of the following national accreditations or certifications? (Please write in the name of any "Other" type of accreditation or certification.)

	Yes	No	Unsure
National Association for the Education of Young Children (NAEYC)	<input type="checkbox"/>	<input type="checkbox"/>	<input type="checkbox"/>
National Association for Family Child Care (NAFCC)	<input type="checkbox"/>	<input type="checkbox"/>	<input type="checkbox"/>
National Association of Child Care Professionals (NACCP)	<input type="checkbox"/>	<input type="checkbox"/>	<input type="checkbox"/>
Montessori Accreditation	<input type="checkbox"/>	<input type="checkbox"/>	<input type="checkbox"/>
Other: _____	<input type="checkbox"/>	<input type="checkbox"/>	<input type="checkbox"/>

46. What do you see as barriers that make it difficult for new providers to open a licensed child care program in Montana? (*Select all that apply*)

<input type="checkbox"/>	Lack of information
<input type="checkbox"/>	Lack of support/guidance
<input type="checkbox"/>	High start-up costs
<input type="checkbox"/>	Challenges meeting licensing requirements
<input type="checkbox"/>	Challenges meeting training requirements
<input type="checkbox"/>	Challenges hiring qualified staff
<input type="checkbox"/>	None
<input type="checkbox"/>	Other:
<input type="checkbox"/>	Other:

47. What do you see as potential reasons why a provider might choose to close their child care program? *(Select all that apply)*

- Feelings of burnout
- Long work hours
- Low pay
- Challenges filling slots
- Challenges meeting licensing requirements
- Challenges keeping qualified staff
- None
- Other:
- Other:

48. Which mode are you using to respond to this survey?

<input type="checkbox"/>	Web
<input type="checkbox"/>	Paper

49. Your name and phone number: \_\_\_\_\_

50. Please feel free to offer any additional comments relevant to this survey on the lines below.

---

---

---

---

---

---

**Thank you for your time!**

## Appendix I

### Post Card Questionnaires (Screen Shots)

# MT DPHHS Rate Update LegReg 2023

---

Start of Block: Default Question Block

TXT

## Montana DPHHS 2023 Child Care Market Rate Update

---

Info

The Early Childhood Services Bureau is collecting child care market rate information to determine the current market rate for each region, by facility type and age group. The current rates will guide any changes to the Best Beginnings scholarship reimbursement rates.

**Please provide the rates you would charge if you were to set your own rates.**

Please complete this one-questions survey by October 15, 2023. If you have any questions, please contact the HELPS lab at 406-994-5205.

THANK YOU, for your assistance in collecting this information!

---





Please enter the rates you would charge if you were to set your own rates using the following categories recognized by the State of Montana. These are **standard full time rates without discounts or scholarships**, and you should enter the rate you would charge even if you do not currently have children in this age group (or break down your charges in this way).

	<b>Hourly rate (1)</b>	<b>Daily rate (2)</b>	<b>Weekly rate (3)</b>	<b>Monthly rate (4)</b>
Infant (up to 12 months): (Q45_infant)				
Toddler (1-2 years): (Q45_toddler)				
Preschool (3-5 years): (Q45_preschool)				
School age (6 years+): (Q45_school)				

End of Block: Default Question Block

---

# MT DPHHS Rate Update std licensed 2023

---

Start of Block: Default Question Block

TXT

**Montana DPHHS 2023 Child Care Market Rate Update**

---

Info

The Early Childhood Services Bureau is collecting child care market rate information to determine the current market rate for each region, by facility type and age group. The current rates will guide any changes to the Best Beginnings scholarship reimbursement rates.

**Please complete this one-question survey even if you have completed the long market rate survey or do not have any children enrolled who receive the Best Beginnings scholarship.**

If you have any questions, please contact the HELPS lab at 406-994-5205.

THANK YOU, for your assistance in collecting this information!

---



Please enter your rates using the following categories recognized by the State of Montana. These are **standard full time** rates **without discounts or scholarships**, and you should enter the rate you would charge even if you do not currently have children in this age group (or break down your charges in this way).

	<b>Hourly rate (1)</b>	<b>Daily rate (2)</b>	<b>Weekly rate (3)</b>	<b>Monthly rate (4)</b>
Infant (up to 12 months): (Q45_infant)				
Toddler (1-2 years): (Q45_toddler)				
Preschool (3-5 years): (Q45_preschool)				
School age (6 years+): (Q45_school)				

End of Block: Default Question Block

---