



EASY ACCESS

For easy access to the balance, purchase history and other information, go to:

www.mybnft.com

Or, call Customer Service toll-free 24/7 at:

1-844-583-3237

Getting Started: Select a PIN for the Card

Before the eWIC card can be used, a 4-digit Personal Identification Number (PIN) must be selected-

Call Customer Service at **1-844-583-3237** or log on to **www.mybnft.com** -to select a PIN.

Registration will be needed if this is the first time the website is being accessed for the eWIC card.

Using the eWIC Card

The card can be used wherever Montana eWIC is accepted.

Shopping for WIC foods

- Know the WIC food benefit balance when going to the store.
- Use the WIC Authorized Foods List to check which foods are allowed.

Completing the purchase

- You may need to separate your WIC foods from non-WIC foods.
- Let the cashier know a eWIC card is being used.
- Enter the 4-digit PIN when prompted.
- Keep the receipt - it shows the benefit balance.

Follow the WIC program rules

- The WIC family could be disqualified from the WIC Program if the card or benefits are misused.
- Do not sell the eWIC card, WIC foods, or WIC infant formula.
- Do not return WIC foods or infant formula for cash or credit.

Safeguarding the benefits

If someone finds the card and knows the PIN, they could use the benefits. Those benefits will not be replaced.

Card Care

- Keep the card in a safe place, like your wallet or purse.
- Keep the card clean and out of direct sunlight.
- Keep the card away from magnets and electronics.

PIN Safety

- Do not share the PIN with anyone.
- Do not write the PIN on the card or on anything that is kept with the card.

PIN/Card Replacement

- If the PIN has been forgotten or the card needs to be cancelled and/or replaced, call Customer Service at **1-844-583-3237** or log on to **www.mybnft.com** to change the PIN.

What happens if the PIN is forgotten or entered incorrectly?

If the PIN is entered incorrectly four times in a row, the card will be locked until midnight. The PIN can be reset to unlock the card by calling Customer Service at **1-844-583-3237** or log on to **www.mybnft.com**. If the PIN is not reset, the card will automatically be unlocked at midnight, however, the PIN will still need to be known in order to use it.



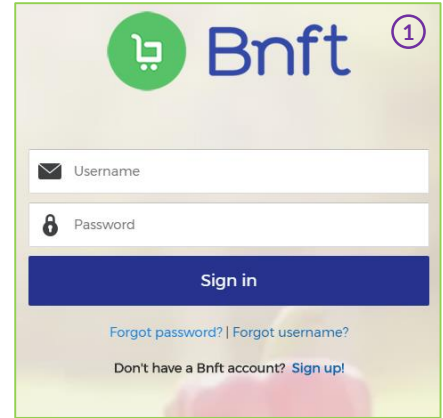
Areas to note from the Bnft website

To access, using any internet browser, enter **www.mybnft.com** as the URL



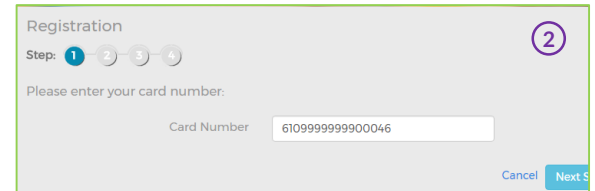
Registration

1. Select **'Sign up'**
2. Enter the card number that is being registered; select **'Next Step'**
3. Enter the cardholder's date of birth (MM/DD/YYYY) and zip code; select **'Next Step'**
4. Enter a valid email, the individual registering must have access to this email; select **'Next Step'**
5. Create a password with the following criteria; select **'Next Step'**
 - Minimum 6 characters
 - At least one uppercase letter
 - At least one lowercase letter
 - At least one number
6. Accept the terms and conditions; select **'Next Step'**
7. Confirmation that registration was successful is received; select **'Login Now'**



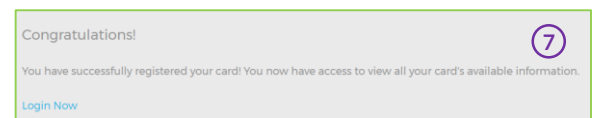
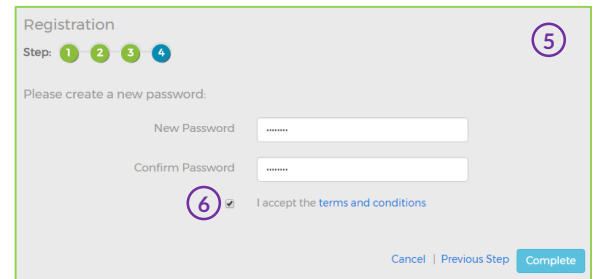
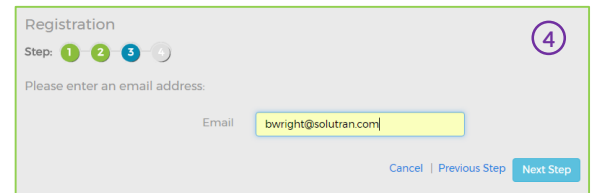
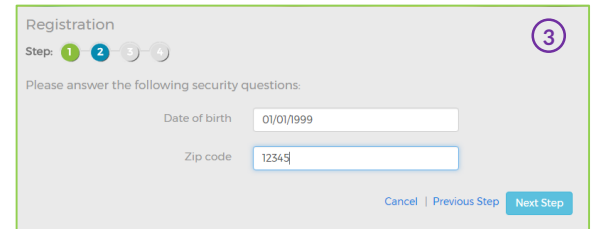
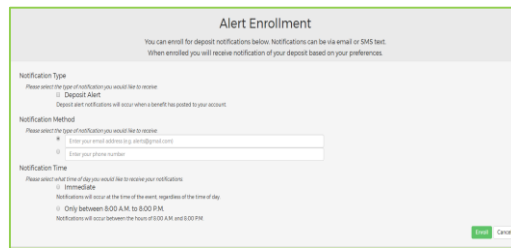
Log on

1. Enter the Username (email address) and Password (see #1 screen shot on the left)
2. Select **'Sign in'**



Enroll in Alerts

1. Select **'Alerts'**
2. Select **'Enroll Today!'**
3. Select the **'Notification Type'**; enter information
4. Select **'Notification Method'**
5. Select **'Notification Time'**



Home Screen

